



OKLAHOMA STATE REGENTS
FOR HIGHER EDUCATION

Improving our future by degrees

Agenda

December 3, 2015

NOTE

This document contains recommendations and reports to the State Regents regarding items on the December 3, 2015 regular meeting agenda. For additional information, please call 405-225-9116 or to get this document electronically go to www.okhighered.org State System.

Materials and recommendations contained in this agenda are tentative and unofficial prior to State Regents' approval or acceptance on December 3, 2015.

OKLAHOMA STATE REGENTS FOR HIGHER EDUCATION
655 Research Parkway, Oklahoma City

A G E N D A

Thursday, December 3, 2015 – 9 a.m.
State Regents' Conference Room
655 Research Parkway, Suite 200, Oklahoma City
Chairman Toney Stricklin, Presiding

1. **Announcement of filing of meeting notice and posting of the agenda in accordance with the Open Meeting Act.**
2. **Call to Order.** Roll call and announcement of quorum.
3. **Minutes of Previous Meetings.** Approval of minutes.
4. **Report of the Chairman.** (No Action, No Discussion).
5. **Report of Chancellor.** (No Action, No Discussion). Page 1.

AWARDS

6. **Oklahoma Campus Compact.**
 - a. Presentation of the Oklahoma Campus Compact 2015 Voter Registration Contest Awards. Page 5.
 - b. Recognition of the Oklahoma Campus Compact State Awards. Page 7.

FACULTY

7. **Faculty Advisory Council.**
 - a. Presentation of the Faculty Advisory Council Annual Report. Page 9.
 - b. Membership. Recognition of Faculty Advisory Council members who have completed their service and recognition of new members elected by the Faculty Assembly to represent faculty. Page 15.

SYSTEM UPDATES

8. **2016 Public Agenda.** Approval of the State Regents' public agenda. Page 17. (Supplement)
9. **2016 Legislative Agenda.** Approval of the State Regents' legislative agenda. Page 19. (Supplement)
10. **E&G Budget Needs for FY2017.**
 - a. Approval of FY17 appropriations request. Page 21.
 - b. Approval of an addendum to the FY'17 budget request that acknowledges a total budget need. Page 23.
11. **Comments from the Presidents.** Members of the Council of Presidents will have comments. Page 25.

ACADEMIC

12. **New Programs.**
 - a. Oklahoma State University. Approval to offer the Certificate in Sustainable Business Management. Page 27.
 - b. Southwestern Oklahoma State University. Approval to offer via distance education the Master of Science in Nursing in Nursing Informatics, the Master of Science in Nursing in Nursing Education, and the Master of Science in Nursing in Nursing Administration. Page 33.
13. **Program Deletions.** Approval of institutional requests for program deletions. Page 47.
14. **Policy.**
 - a. Oklahoma Higher Learning Access Program (Oklahoma's Promise) Adoption of Proposed Rule Revisions. Page 49.
 - b. Oklahoma Tuition Equalization Grant. Adoption of Proposed Rule Revisions. Page 53.
15. **Summer Academies.** Approval of 2016 Summer Academy Grants. Page 55.
16. **Teacher Education.**
 - a. Acceptance of Elementary and Secondary Education Act, Improving Teacher Quality, Title II, Part A Allocation of State Grant Program funds from the United States Department of Education. Page 61.
 - b. Incentives to increase graduation and retention of secondary mathematics and science teachers through the Teacher Shortage Employment Incentive Program. Page 65.

FISCAL

17. **E&G Budget.** Approval of allocations to Oklahoma State University Center for Health Sciences and the University of Oklahoma Health Sciences Center from the revenue derived from the sale of cigarettes and tobacco products. Page 67.
18. **Endowment.** Approval of the Endowment Trust Fund Investment Performance Report and Annual Distribution Schedule. Page 69.
19. **Master Lease Program.** Approval of the listing of projects for submission to the Council of Bond Oversight of the 2015C Master Lease Equipment Projects. Page 89.
20. **EPSCoR.**
 - a. Allocation of Funds for Research Day. Page 95.
 - b. Ratification of Payment for EPSCoR/IDeA Coalition Dues. Page 97.
 - c. Appointment of Members to the Oklahoma EPSCoR Advisory Committee. Page 99.
21. **Revenue Bond.**
 - a. Review and approval for transmittal to Attorney General for the University of Central Oklahoma's Statement of Essential Facts for a 2016 Athletic Facility Bond Issuance. Page 101.
 - b. Review and approval for transmittal to Attorney General the Oklahoma City Community College's Statement of Essential Facts for the Student Facility Revenue Bonds Refunding Series 2015. Page 103.
22. **Contracts and Purchases.** Approval of purchases in excess of \$100,000. Page 105.
23. **Investments.** Approval of new investment managers. Page 107.

EXECUTIVE

24. **Policy.** Posting of amendments to the Communicators Council Policy, section 2.18 of the Policy and Procedures Manual. Page 109.
25. **Commendations.** Recognition of State Regents' staff for service and recognitions on state and national projects. Page 115.
26. **Executive Session.** Page 119.
 - a. Possible discussion and vote to enter into executive session pursuant to Title 25, Oklahoma Statutes, Section 307(B)(4) for confidential communications between the board and its attorneys concerning a pending investigation, claim, or action if the board's attorney determines that disclosure will seriously impair the ability of the board to process the claim or conduct a pending investigation, litigation, or proceeding in the public interest.

- b. Enter into executive session.
- c. Open session resumes.
- d. Vote to exit executive session.

CONSENT DOCKET

27. **Consent Docket.** Approval/ratification of the following routine requests which are consistent with State Regents' policies and procedures or previous actions.
- a. Programs.
 - (1) Program Modifications. Approval of institutional requests. Page 121.
 - (2) Reconciliation. Approval of institutional requests. Page 123.
 - b. Electronic Delivery. Approval of requests to offer existing degree programs via online delivery for Murray State College. Page 125.
 - c. State Authorization Reciprocity Agreement (SARA). Ratification of institutional requests to participate in the SARA. Page 127.
 - d. Post Audit. Approval of institutional requests for final approval and review schedule extensions for existing programs. Page 129.
 - e. Academic Scholars Program. Authorization of freshmen Institutional Nominees for Fall 2016. Page 145.
 - f. Regional University Baccalaureate Scholarships. Authorization of freshmen scholarship slots for Fall 2016. Page 147.
 - g. Agency Operations.
 - (1) Ratification of purchases over \$25,000. Page 149.
 - (2) Audit. Acceptance of the FY2015 Annual Audit Reports. Page 151.
 - h. Resolution. Approval of a resolution for a retiring employee.
28. **Reports.** Acceptance of reports listed.
- a. Programs. Status report on program requests. Page 153. (Supplement)
 - b. Annual Reports.
 - (1) 2014- 2015 Academic Scholars Year End Report. Page 155. (Supplement)
 - (2) 2014-2015 Oklahoma Tuition Aid Grant Year End Report. Page 159.

- (3) 2014-2015 Oklahoma Tuition Equalization Grant Year End Report. Page 167.
- (4) 2014-2015 Regional University Baccalaureate Scholarships Year End Report. Page 173.
- (5) Preparing for College Mass Mailing. Page 179.
- (6) Tuition. Acceptance of the FY2016 Tuition Impact Analysis Report for submission to the Governor, President Pro Tempore and the Speaker of the House as required by statute. Page 181.

29. **Report of the Committees.** (No Action, No Discussion).

- a. Academic Affairs and Social Justice and Student Services Committees.
- b. Budget and Audit Committee.
- c. Strategic Planning and Personnel Committee and Technology Committee.
- d. Investment Committee.

30. **New Business.** Consideration of "any matter not known about or which could not have been reasonably foreseen prior to the time of posting the agenda."

31. **Announcement of Next Regular Meeting** — The next regular meetings are scheduled to be held on Wednesday, January 27, 2016 at 10:30 a.m. and Thursday, January 28, 2016 at 9 a.m. at the State Regents Office in Oklahoma City.

32. **Adjournment.**

Meeting of the
OKLAHOMA STATE REGENTS FOR HIGHER EDUCATION
December 3, 2015

AGENDA ITEM #5:

Report of the Chancellor.

SUBJECT: Report of the Chancellor's activities on behalf of the State Regents for the period of October 9, 2015 through November 20, 2015.

RECOMMENDATION:

This is an information item only.

ANALYSIS:

The following are the activities that Chancellor Glen D. Johnson has participated in on behalf of the State Regents for the period of October 9, 2015 through November 20, 2015:

- Participated in conference call with Oklahoma Educational Television Authority (OETA) Foundation President Daphne Dowdy to discuss OETA.
- Attended Bipartisan Policy Center's Early Childhood Development Roundtable with former Governor Frank Keating and former Governor Brad Henry at Oklahoma City University.
- Met with Governor Fallin's Deputy Policy Director Jake Yunker in Oklahoma City to discuss higher education issues.
- Met with Secretary of Education and Workforce Development Natalie Shirley, Secretary of Commerce and Tourism Deby Snodgrass, Superintendent Joy Hofmeister, and CareerTech State Director Marcie Mack in Oklahoma City to discuss K-12, CareerTech and higher education issues.
- Attended budget meeting with Secretary of Finance, Administration and Information Technology Preston Doerflinger, Senate Appropriations Committee Chair Clark Jolley and House Appropriations and Budget Committee Chair Earl Sears at the State Capitol in Oklahoma City.
- Met with Pat McFerron in Oklahoma City to discuss higher education issues.
- Met with Representative Harold Wright in Oklahoma City to discuss higher education issues.
- Attended University of Central Oklahoma's (UCO) 125th anniversary celebration gala at UCO in Edmond.
- Attended and hosted Oklahoma State Regents for Higher Education's Fall Staff Picnic in Oklahoma City.
- Met with Brent Gooden, President of the Gooden Group, in Oklahoma City to discuss higher education issues.
- Hosted meeting for delegation from Gansu, China at the State Regents' offices in Oklahoma City.
- Attended Southwestern Oklahoma State University's (SWOSU) President's Leadership Class dinner at the Governor's Mansion in Oklahoma City.
- Attended Oklahoma Educational Television Authority (OETA) Foundation Board of Trustees meeting in Oklahoma City.
- Attended Oklahoma Educational Television Authority (OETA) Board of Directors meeting in Oklahoma City.

- Taped remarks for Oklahoma Concurrent Enrollment Convening in Tulsa, Oklahoma.
- Participated in conference call with Oklahoma City Community College (OCCC) Regent Devery Youngblood to discuss higher education issues.
- Participated in conference call with Regional University System of Oklahoma (RUSO) Regent Connie Reilly to discuss higher education issues.
- Participated in conference call with Oklahoma Agricultural & Mechanical Colleges Regent Calvin Anthony to discuss higher education issues.
- Provided remarks and presented award to Representative Justin Wood at the Higher Education Distinguished Service Award reception at Shawnee High School in Shawnee.
- Participated in conference call with Oklahoma City Community College (OCCC) President Jerry Steward to discuss higher education issues.
- Met with Secretary of Finance, Administration and Information Technology Preston Doerflinger in Oklahoma City to discuss higher education issues.
- Participated in conference call with Superintendent Joy Hofmeister to discuss K-12 and higher education issues.
- Attended reception hosted by Northeastern State University (NSU) at the Oklahoma History Center in Oklahoma City.
- Chaired Campus Safety and Security Task Force meeting in Oklahoma City.
- Met with Senator Roger Thompson in Oklahoma City to discuss higher education issues.
- Participated in interview with University of Pennsylvania doctoral student Susan Klusmeier to discuss Oklahoma higher education system issues.
- Met with First Assistant Attorney General Mike Hunter and Assistant Attorney General Doug Allen in Oklahoma City to discuss higher education issues.
- Met with Representative Earl Sears and Senator John Ford in Bartlesville to discuss higher education issues.
- Provided remarks and presented award to Representative Earl Sears at the Higher Education Distinguished Service Award reception at Arvest Bank in Bartlesville.
- Met with Oklahoma Panhandle State University (OPSU) President David Bryant and Representative Casey Murdock at OPSU in Goodwell, Oklahoma.
- Met with University of Oklahoma (OU) President David Boren at OU in Norman to discuss higher education issues.
- Provided remarks and presented award to Senator Jason Smalley at the Higher Education Distinguished Service Award reception at Seminole State College in Seminole.
- Attended University of Oklahoma (OU) College of Law Reception with the American Bar Association in Oklahoma City.
- Participated in conference call with former Tulsa Community College (TCC) President Tom McKeon to discuss higher education issues.
- Provided remarks and presented award to Representative Mike Christian at the Higher Education Distinguished Service Award reception at Oklahoma City Community College (OCCC) in Oklahoma City.
- Met with author Tom Friedman, University of Central Oklahoma (UCO) President Don Betz, and Devon Chairman Larry Nichols at the Devon Tower in Oklahoma City to discuss higher education issues.
- Attended State Fair Board of Directors meeting in Oklahoma City.
- Participated in conference call with Southern Regional Education Board (SREB) President Dave Spence to discuss higher education issues.
- Attended the Carl and Carolyn Renfro Lectureship program at Northern Oklahoma College (NOC) in Tonkawa.

- Attended Southern Regional Education Board (SREB) Legislative Advisory Council meeting in Atlanta, Georgia.
- Attended and chaired Southern Regional Education Board (SREB) Commission on College Affordability meeting in Atlanta, Georgia.
- Participated in conference call with Oklahoma EPSCoR State Director Jerry Malayer and University of Oklahoma (OU) Vice President Research Kelvin Droegemeier to discuss higher education issues.
- Met with University of Oklahoma (OU) Vice President and General Counsel Anil Gollahalli in Oklahoma City to discuss higher education issues.
- Attended reception for former Congressman Bill Brewster in Oklahoma City.
- Attended signing ceremony with the delegation from Kyoto, Japan at the State Capitol in Oklahoma City.
- Met with Treasure Ken Miller in Oklahoma City to discuss higher education issues.
- Attended Oklahoma Hall of Fame induction ceremony at the Tulsa Renaissance Hotel in Tulsa.

Meeting of the
OKLAHOMA STATE REGENTS FOR HIGHER EDUCATION
December 3, 2015

AGENDA ITEM #6-a:

Oklahoma Campus Compact.

SUBJECT: Oklahoma Campus Compact 2015 Voter Registration Contest Awards.

RECOMMENDATION:

Presentation of awards to the institutions who won the annual Oklahoma Campus Compact Voter Registration Contest.

BACKGROUND:

As part of its mission to foster civic engagement, Oklahoma Campus Compact (OkCC) sponsors an annual Voter Registration Contest for its thirty-eight member institutions. The duration of the contest encompassed summer student orientation sessions and continued up to mid-October. The contest recognizes the greatest proportion of in-state students registered by small, mid-sized and large institutions, along with the runner up in each category, and it provides recognition for the most out-of-state students registered and the greatest proportion of out-of-state students registered to vote.

Research shows a strong correlation between college experience and political engagement, with college-educated young people much more likely to vote than youth with no college experience. Research also shows that when young people learn the voting process and vote, they are more likely to do so when they are older. The Voter Registration Contest is part of a comprehensive civic engagement effort called Campus Vote Initiative that advances voter registration, education, and participation.

POLICY ISSUES:

No policy issues are related to this item.

ANALYSIS:

New records were set for a non-election year for both for the number of institutions participating in the contest, and for the number of students registered to vote, with 23 institutions registering a total of 3,399 in-state and out-of-state students. These totals have only been surpassed in the last two presidential election years.

The institutions winning the Voter Registration Contest in 2015 are:

In-State Students

RED Category (0-3,000 FTE)

- Eastern Oklahoma State College – Winner
- Western Oklahoma State College – Runner Up

WHITE Category (3,001 to 7,000 FTE)

- East Central University – Winner
- Northern Oklahoma College – Runner Up

BLUE Category (7,001 to 30,000 FTE)

- University of Central Oklahoma – Winner
- University of Oklahoma – Runner Up

Out-of-State Students

LIBERTY (most out-of-state students registered)

- University of Oklahoma

EQUALITY (highest proportion of out-of-state students registered)

- Murray State College

Campuses employed many creative ideas to register students to vote, including: daily paper reminders placed under dorm doors; dances, parties and a karaoke event; meetings with athletic teams; social media campaigns; Young Democrats and Young Republican groups; student government members visiting classes; crossword puzzles and red-white-and blue snow cones; faculty discussion in class; and available materials for out-of-state student registration assistance. Notably, East Central University involved some foreign students from Nepal, who met many American students and learned a great deal about the American voting registration process.

Meeting of the
OKLAHOMA STATE REGENTS FOR HIGHER EDUCATION
December 3, 2015

AGENDA ITEM #6-b:

Oklahoma Campus Compact.

SUBJECT: Recognition of the Oklahoma Campus Compact State Awards.

RECOMMENDATION:

Recognition of three awards to honor outstanding faculty and administrators for their work in strengthening institution and community ties through service.

BACKGROUND:

Oklahoma Campus Compact (OkCC) was founded in 2000 as a member of Campus Compact, an organization located in Boston, Massachusetts. There are 35 state Campus Compact offices that provide services to nearly 1,200 colleges and universities committed to helping students develop their knowledge and skills of civic participation through involvement in public service through various methodologies including service-learning, community service, and other methodologies. Institutional members pay annual membership dues.

The Oklahoma State Regents for Higher Education hosts OkCC through the Academic Affairs Division and contributes staffing, some program funding, travel, facilities and equipment, office supplies and postage. All 25 State System institutions, three branch institutions and eight private/independent institutions are members.

The OkCC State Awards program was established in 2011 as part of the Heartland Regional Campus Compact Conference, which OkCC cohosts annually with its state partners in Missouri and Nebraska. These awards are designed to recognize inspiring administrative and faculty leaders who perform outstanding work in the advancement of campus - community engagement. This year the awards are:

The Community Engagement Professional of the Year

This award recognizes one professional who has worked toward the institutionalization of academic service-learning and/or service, created and strived toward a vision of service for his/her campus, promoted higher education as a public good, provided exceptional support to faculty and students, and has been instrumental in forming innovative campus-community partnerships.

The Excellence in Community-Based Teaching & Scholarship Award

This award recognizes one faculty member or administrator who has successfully promoted the incorporation of service-learning into at least one course with demonstrable outcomes, and has conducted outstanding research in the field of service-learning and engaged scholarship.

The recipients were announced at the 2015 Heartland Conference in Kansas City, Missouri on October 29th in conjunction with awards from the conference cohosts Missouri and Nebraska Campus Compacts.

POLICY ISSUES:

No policy issues are related to this item.

ANALYSIS:

In a first-ever tie, two recipients were selected for the **Community Engagement Professional of the Year Award**. The first recipient is:

Dr. Jorge Atilas, Professor and Associate Dean of Extension and Engagement at Oklahoma State University. Dr. Atilas is the founder and chairperson of Oklahoma State University's 'University Network for Community Engagement', an organizational group which meets regularly to create awareness about the community engagement in progress, provides connections and resources to internal engagement partners, and develops infrastructure to support community engagement. Dr. Atilas was an instrumental partner in the successful effort to gain the Carnegie Community Engagement Classification for Oklahoma State University. He regularly encourages faculty to present at the Engagement Scholarship Consortium Conference, and is an unquestioned champion of community engagement at his institution. Dr. Atilas is an outstanding leader who understands the value of campus-wide collaboration and involvement.

The second recipient is **Ms. Lindsay White**, the Director of Student and Community Engagement at Tulsa Community College. Ms. White's leadership, enthusiasm and commitment have helped to create and support a variety of new and innovative methods to expand and promote service-learning and civic engagement at Tulsa Community College. She spearheaded the institution's application for the Carnegie Community Engagement Classification, an undertaking which necessitated immense organizational effort; and, although the effort was not successful, she continues to actively analyze capabilities and effort, and to work toward the depth and breadth of engagement for her institution which the Classification signifies. Through her co-leadership of its *Completing the Dream* service-learning initiative, Tulsa Community College will build a greater infrastructure for community engagement which in turn will improve student retention and persistence. Few leaders bring more organization and commitment to their tasks.

The recipient of the **Excellence in Community-Based Teaching & Scholarship Award** is **Dr. Jennifer Jones**, an Assistant Professor in Human Development and Family Science at Oklahoma State University. Dr. Jones formed a service-learning partnership with the Oklahoma Advocates Involved in Monitoring (OK AIM) program of the Tulsa Advocates for the Rights of Citizens with Developmental Disabilities (TARC). Over the past six semesters 431 students from Dr. Jones' course on *Developmental Disabilities: Issues Across the Lifespan* served as volunteers to assess the quality of life of adults with developmental disabilities living in Oklahoma. The experiential nature of this project required the students to move beyond the classroom and assimilate course content through field observations and engagement with individuals with developmental disabilities. This partnership enabled Dr. Jones to offer research experiences to students who will go on to have careers working for agencies that serve similar populations. Using data gathered from students participating in the service-learning project, Dr. Jones has presented twice at the American Association for Intellectual and Developmental Disabilities along with her students and staff from TARC, providing a national platform to increase researchers' and practitioners' understanding of the benefits and scholarship of service-learning within the field of developmental disabilities. Dr. Jones and the TARC staff have also given workshop presentations for Oklahoma State University faculty on collaboration with community agencies to infuse service-learning in undergraduate and graduate coursework. Dr. Jones personifies the ideal of engaged scholarship.

Meeting of the
OKLAHOMA STATE REGENTS FOR HIGHER EDUCATION
December 3, 2015

AGENDA ITEM #7-a:

Faculty Advisory Council.

SUBJECT: 2015 Annual Faculty Advisory Report.

RECOMMENDATION:

It is recommended the State Regents accept the 2015 Annual Faculty Advisory Report.

BACKGROUND:

On June 26, 1990, the Chancellor nominated seven representatives from a statewide assembly of faculty. Bylaws for the first Faculty Advisory Committee were approved by the State Regents on December 17, 1990. In June 2002, the State Regents approved the Faculty Advisory Committee's name change to the Faculty Advisory Council (FAC). FAC members serve two-year terms. On February 7, 2008, the State Regents expanded membership to double the representation from each type of institution from two to four members representing the research tier (two from the University of Oklahoma and two from Oklahoma State University), from two to four representing the regional tier, from two to four representing the community colleges and from one to two representing the Oklahoma independent institutions.

POLICY ISSUES:

This report details annual activities of the FAC for 2015 as required by the State Regents' Faculty Advisory Council policy.

ANALYSIS:

In 2015, the FAC work plan is related to improving understanding of: (a) the diverse work responsibilities of faculty across the State of Oklahoma; and (b) the impact that policy and funding have on students, faculty and staff in their roles related to teaching/learning, advising/mentoring, research/scholarship and institutional, professional and community service. The following items were addressed:

1. Enhance public understanding of faculty work load, market value of salaries and instructional costs. Describe faculty work load by institutional mission and responsibilities such as teaching, advising, service, and research. Provide information on cost of instruction and economic impact. Expand use of salaries in The Oklahoma State System of Higher Education annual report. Develop communications for distribution.
2. Expand communication with all faculty. Share information that comes to the FAC. Develop communication strategy that reaches all institutions.
3. Improve student preparation for college and services for college students including veterans. Learn more about the current K-12 standards and the process for developing new standards.
4. Support and provide advice on current State Regents' initiatives including Complete College America, Online Education Task Force, Campus Safety and Security Task Force, and legislation.

Additional information about each of these issues and other activities is provided in the attached annual report.

Attachment

Oklahoma State Regents for Higher Education Faculty Advisory Council 2015 ANNUAL REPORT

Purpose. The purpose of the Faculty Advisory Council (FAC) is to communicate to the Chancellor and the State Regents the views and interests of all Oklahoma college and university faculty on those issues that relate to the constitutional and statutory responsibilities of the State Regents. In representing faculty, the FAC shall attempt to accurately represent the positions of faculty and develop recommendations to the State Regents.

Creation. In 1990, seven representatives were nominated and held its first meeting. Bylaws were drafted by the first Faculty Advisory Committee and approved by the State Regents on December 17, 1990. In June 2002, the State Regents approved the Faculty Advisory Committee's name change to the Faculty Advisory Council. FAC members serve two-year terms. Until 2008, two members represented the research universities (one from OU and one from OSU); two represent the regional universities; two represent the community colleges; and one represents the independent institutions. In February 2008, the State Regents approved expanding membership to a total of fourteen with the same proportional representation.

2015 MEMBERS

Research Universities

Edgar A. O'Rear, III, University of Oklahoma
Kenneth E. Bartels, Oklahoma State University
Marie Hanigan, University of Oklahoma Health Sciences Center
Randall Davis and Jarrad R. Wagner, Oklahoma State University Center for Health Sciences

Regional Universities

Michael T. Dunn, Cameron University
Fred Gates, Southwestern Oklahoma State University
Jason Prather, East Central University
Pamela Louderback, Northeastern State University

Community Colleges

Julie Dinger-Blanton, Connors State College
Albert C. Heitkamper and E. Ginnett Rollins, Oklahoma City Community College
Rayshell Clapper, Seminole State College
Larry Robinson, Oklahoma State University, Oklahoma City

Independent Colleges

Leon DeSecottier, Mid-America Christian University
Kirk Jackson, Oklahoma Wesleyan University
Jyoti Abraham, Bacone College

2015 CHAIRS

January - March 2015

April – June 2015

July - December 2015

Edgar O’Rear

Kenneth Bartels

Michael Dunn

During the 2015 year, Chancellor Glen D. Johnson worked in partnership with the FAC to serve the interests of higher education faculty and institutions of Oklahoma. Dr. Debra L. Stuart, Vice Chancellor for Educational Partnerships, served as advisor and liaison.

2015 WORK PLAN

In October 2014, the annual statewide survey of higher education faculty leaders was administered. Results were compiled and discussed during the Faculty Assembly held November 2, 2014. The 2015 FAC members used this information to design a work plan that focused on issues of most concern to higher education faculty in Oklahoma.

In 2015, the FAC addressed the following work plan items:

To improve understanding of (a) the diverse work responsibilities of faculty across the State of Oklahoma and (b) the impact that policy and funding have on students, faculty and staff in their roles related to teaching/learning, advising/mentoring, research/scholarship and institutional, professional and community service.

- 1. Enhance public understanding of faculty work load, market value of salaries and instructional costs. Describe faculty work load by institutional mission and responsibilities such as teaching, advising, service, and research. Provide information on cost of instruction and economic impact. Expand use of salaries in The Oklahoma State System of Higher Education annual report. Develop communications for distribution.** Discussion included how responsibilities vary based on institutional mission and discipline and investigating whether videos exist. Information will be collected for discussion at a future meeting.
- 2. Expand communication with all faculty. Share information that comes to the Faculty Advisory Council. Develop communication strategy that reaches all institutions.** Discussion included ways to link FAC website to that of the institutions, ways to improve communication with all faculty and to provide input to legislators.
- 3. Improve student preparation for college and services for college students including veterans. Learn more about the current K-12 standards and the process for developing new standards.** The concern about preparation of students for college, often expressed in the annual faculty survey, led to a focus on retention. The FAC learned about the development of the K-12 Oklahoma science standards and how retention information is used at research universities, regional universities, and community colleges. Presentations from high school counselors about the transition from high school led to identification of issues related to preparation and retention. Presentations on campus veteran services included discussion of what services are available at each institution.

4. **Support and provide advice on current State Regents initiatives including Complete College America, Online Education Task Force, Campus Safety and Security Task Force, and legislation.** Resolution opposing firearms on public university and college campuses in Oklahoma was approved. An endorsement of the Student Advisory Board's recommendation on diversity was approved with the addition of national origin.

2015 ACTIVITIES

The FAC holds monthly meetings to discuss the work plan items and matters affecting all higher education institutions in Oklahoma. Copies of the minutes are on the FAC web site at <http://www.okhighered.org/fac>.

- Delivered annual report and introduced incoming and outgoing members at December 2014 State Regents' meeting.
- Shared ideas with the Student Advisory Board on student preparation and retention, academic advising, K-12 science standards, and gun resolutions.
- Participated in Higher Education Day at the State Capitol.
- Provided comments at the Annual Tuition Hearing.
- Conducted Faculty Opinion Survey of faculty leaders at all Oklahoma public and independent colleges and universities in October 2015.
- Hosted annual Faculty Assembly on November 14, 2015 for discussion with faculty leaders at all Oklahoma public and independent colleges and universities. Vice Chancellor for Academic Affairs Blake Sonobe presented the state of Oklahoma higher education.

Meeting of the
OKLAHOMA STATE REGENTS FOR HIGHER EDUCATION
December 3, 2015

AGENDA ITEM #7-b:

Faculty Advisory Council.

SUBJECT: Recognition of the Faculty Advisory Council members who have completed their service and recognition of new members elected by the Faculty Assembly.

RECOMMENDATION:

This item is an oral recognition of the Faculty Advisory Council members.

Meeting of the
OKLAHOMA STATE REGENTS FOR HIGHER EDUCATION
December 3, 2015

AGENDA ITEM #8:

2016 Public Agenda.

SUBJECT: Approval of the State Regents' 2016 Public Agenda.

RECOMMENDATION:

It is recommended that the State Regents approve the 2016 Public Agenda, as described below.

BACKGROUND:

The public agenda is developed to provide a better understanding of the critical policy issues, goals and objectives that shape the direction of the Oklahoma state system of higher education. It is based on the needs of the state as identified through ongoing strategic planning and describes the major initiatives in place to achieve policy objectives.

POLICY ISSUES:

This action is consistent with State Regents' policy.

ANALYSIS:

The 2016 Public Agenda identifies the objectives and key initiatives that will allow Oklahoma to increase its number of college graduates, enhance access and improve the quality of public higher education, and strengthen its ability to compete in a global economy.

Objectives

- Implement Complete College America initiatives to increase the number of degrees and certificates earned in Oklahoma to 50,900 by 2023.
- Enhance capacity to successfully enroll, retain and graduate students.
- Increase systemwide efficiencies and cost savings.
- Strengthen financial support for Oklahoma college students.
- Improve instructional quality.
- Utilize performance funding to enhance student success and academic quality.
- Broaden economic development initiatives.
- Advance access to and quality of technologies to support systemwide programs and services.

Key Initiatives

- Complete College America
- Mathematics Success Initiative
- Oklahoma's Promise
- Reach Higher
- OKcollegestart.org
- GEAR UP
- OK EPAS
- Cooperative Agreements
- Concurrent Enrollment
- OneNet

(Supplement)

Meeting of the
OKLAHOMA STATE REGENTS FOR HIGHER EDUCATION
December 3, 2015

AGENDA ITEM #9:

2016 Legislative Agenda.

SUBJECT: Approval of the State Regents' 2016 Legislative Agenda.

RECOMMENDATION:

It is recommended that the State Regents approve the 2016 Legislative Agenda, as described below.

BACKGROUND:

The Legislative Agenda is developed as a guideline to frame issues of interest to the Oklahoma state system of higher education that could be addressed by the Oklahoma Legislature.

POLICY ISSUES:

This action is consistent with State Regents' policy.

ANALYSIS:

The 2016 Legislative Agenda sets forward the following list of issues of interest to the Oklahoma state system of higher education, which may be brought before the Oklahoma Legislature during the 2016 Legislative Session.

- **Complete College America.** By 2020, 67 percent of job vacancies in Oklahoma – or 418,000 jobs – will require a college degree or additional postsecondary education and training. Significant and sustained investment in our degree completion initiative is required to meet this critical need and keep Oklahoma competitive in a global economy.
- **No weapons on campus.** There is no scenario in which allowing guns on campuses will do anything other than create a more dangerous environment for students, faculty, staff and visitors. Maintaining current law regarding guns on campus will continue to be a state system priority.
- **Oklahoma's Promise.** The state system of higher education strongly supports keeping the Oklahoma's Promise scholarship intact as an access program for Oklahoma students.

(Supplement)

Meeting of the
OKLAHOMA STATE REGENTS FOR HIGHER EDUCATION
December 3, 2015

AGENDA ITEM #10-a:

E&G Budget Needs for FY2017.

This Item will be available at the meeting.

Meeting of the
OKLAHOMA STATE REGENTS FOR HIGHER EDUCATION
December 3, 2015

AGENDA ITEM #10-b:

E&G Budget Needs for FY2017.

This Item will be available at the meeting.

Meeting of the
OKLAHOMA STATE REGENTS FOR HIGHER EDUCATION
December 3, 2015

AGENDA ITEM #11:

Comments for the Presidents.

Oral Presentation by the Presidents.

Meeting of the
OKLAHOMA STATE REGENTS FOR HIGHER EDUCATION
December 3, 2015

AGENDA ITEM #12-a:

New Programs.

SUBJECT: Oklahoma State University. Approval to offer the Certificate in Sustainable Business Management.

RECOMMENDATION:

It is recommended that the State Regents approve Oklahoma State University's request to offer the Certificate in Sustainable Business Management through traditional and distance education, with the stipulation that continuation of the certificate will depend upon meeting the criteria established by the institution and approved by the State Regents, as described below.

- **Certificate in Sustainable Business Management.** Continuation beyond Fall 2020 will depend upon meeting the following criteria:
Majors enrolled: a minimum of 8 students in Fall 2019; and
Graduates: a minimum of 6 students in 2019-2020.

BACKGROUND:

Academic Plan

Oklahoma State University's (OSU) 2014-2015 Academic Plan lists the following institutional priorities and new funding initiatives:

- Online courses are being considered in several departments in order to provide greater enrollment flexibility.
- A degree option, the Masters in International Agriculture, which has attracted significant numbers of students, will be adjusted to a separate degree with no additional resource investment.
- Online instruction culminating in both degrees and certificates, particularly in graduate programs, will continue to be emphasized.
- An online Master of Agriculture in Agricultural Sciences and Natural Resources will be developed to serve new audiences who are primarily practicing professionals desiring to achieve career advancement and professional development. There are sufficient online courses offered by various departments in DASNR and other OSU colleges for students to be able to complete this proposed degree. Further academic efficiencies and initiatives will be identified and implemented with new administrative leadership in the college.
- An increase in the number of interdisciplinary graduate certificates to meet an unaddressed need for short-term, specialized graduate training is under consideration. The Graduate College is specifically well positioned to offer such programs.

APRA Implementation

In August 1991, the State Regents launched the Academic Planning/Resource Allocation (APRA) initiative, which was based on the principle that institutional officials would prioritize their programs and activities, and then fund higher priority activities at levels that ensured quality. In times of flat or declining budgets or financial constraints, institutions are expected to reallocate resources from lower priority activities to higher priority activities, rather than reducing quality by funding lower priority activities at the same rate as higher priority activities.

Since 1992, OSU has taken the following program actions in response to APRA:

31	Degree and/or certificate programs deleted
89	Degree and/or certificate programs added

Program Review

OSU offers 229 degree and/or certificate programs as follows:

24	Certificates
0	Associate in Arts or Science Degrees
0	Associate in Applied Science Degrees
85	Baccalaureate Degrees
75	Master's Degrees
45	Doctoral Degrees
0	First Professional Degrees

All of these programs were reviewed in the past five years with the exception of those programs with specialty accreditation. Programs with specialty accreditation are aligned with OSU's program review schedule as appropriate. Thus, if a professional program received a ten-year accreditation, it would not be reviewed for ten years, which is an approved exception to State Regents' policy.

Program Development Process

OSU's faculty developed the proposal, which was reviewed and approved by institutional officials. OSU's governing board approved delivery of the Certificate in Sustainable Business Management at the September 4, 2015 meeting. OSU requests authorization to offer the certificate as outlined below.

OSU is currently approved to offer the following degree programs through online delivery:

- Bachelor of Science in Electrical Engineering Technology (077);
- Graduate Certificate in Biobased Products and Bioenergy (484);
- Graduate Certificate in Business Data Mining (464);
- Graduate Certificate in Business Sustainability (490);
- Graduate Certificate in Entrepreneurship (492);
- Graduate Certificate in Family Financial Planning (441);
- Graduate Certificate in Grassland Management (488);
- Graduate Certificate in Marketing Analytics (494);
- Graduate Certificate in Non-Profit Management (491);
- Graduate Certificate in Public Health (499);
- Master of Business Administration (035);
- Master of General Agriculture (302);
- Master of Public Health in Public Health (500);
- Master of Science in Agriculture Education (008);

- Master of Science in Applied Statistics (507);
- Master of Science in Biosystems Engineering (011);
- Master of Science in Business Analytics (505);
- Master of Science in Chemical Engineering (042);
- Master of Science in Computer Science (053);
- Master of Science in Electrical Engineering (072);
- Master of Science in Engineering and Technology Management (411);
- Master of Science in Entrepreneurship (474);
- Master of Science in Fire and Emergency Management Administration (414);
- Master of Science in Human Environmental Science (427);
- Master of Science in Industrial Engineering and Management (135);
- Master of Science in Management Information Systems (412);
- Master of Science in Mechanical and Aerospace Engineering (145); and
- Master of Science in Telecommunications Management (403).

POLICY ISSUES:

This action is consistent with the Academic Program Approval and Distance Education and Traditional Off-Campus Courses and Programs policies.

ANALYSIS:

Certificate in Sustainable Business Management

Program purpose. The proposed certificate will provide a multidisciplinary curriculum that will develop the skills needed to be successful in the growing field of business sustainability.

Program rationale and background. Businesses and industries are becoming more socially and environmentally conscious and focusing on business sustainability. In a 2010 report, the MIT Sloan Management Review found that 92 percent of the 1,500 global corporate executives and managers interviewed said their company was addressing sustainability in some way. Additionally, 2011 research conducted by the Arizona State University's Carey School of Business found that 87 percent of large firms reported they would consider candidates' knowledge of business sustainability when making a hiring decision. OSU believes the proposed certificate would be attractive to graduates of associate degree programs who are already working in their career field and wish to hone their skill set, as well as students who want to broaden their career opportunities in business sustainability.

Employment opportunities. OSU reports that individuals interested in pursuing the proposed certificate will either already be employed in their chosen career field or pursuing the certificate simultaneously with a bachelor's degree. According to the Oklahoma Employment Security Commission (OESC), careers in the environmental science and protection fields are expected to increase 10 to 21 percent between 2012 and 2022. Additionally, the Bureau of Labor Statistics estimates these careers to grow 15 to 17 percent during the same time period. In the Tulsa area, the OESC projects careers needing knowledge and skills in business sustainability will increase as much as 16 percent through 2022. OSU is confident that students earning the proposed certificate will find employment.

Student demand. The proposed program is expected to meet the enrollment and graduate standards by the established deadline prior to final approval by the State Regents as shown in the following table.

Productivity Category	Criteria	Deadline
Minimum Enrollment of majors in the program	8	Fall 2019
Minimum Graduates from the program	6	2019-2020

Duplication and impact on existing programs. Consistent with the recently developed OSRHE plan for review of academic programs delivered in the immediate Tulsa area by Oklahoma public universities and colleges, this certificate has been reviewed to ensure no unjustifiable program duplication and to ensure that the needs of all Tulsa area students are met. This review is consistent with the Academic Program Approval policy and involves consideration of student demand for the certificate, employer demand for the certificate, demand for services or intellectual property of the program, and alternative forms of delivery and consortial or joint certificates. Where other similar certificates may serve the same potential student population, evidence must demonstrate that the proposed certificate (whether or not it is a new certificate or an extension of an existing certificate) is sufficiently different from the existing certificate(s) offered by other institutions or that access to the existing certificate(s) is sufficiently limited to warrant initiation of a new certificate offering.

There are no Certificate in Sustainable Business Management certificates offered in Oklahoma. A system wide letter of intent was communicated by email June 16, 2015. The University of Oklahoma (OU) requested a copy of the proposal, which was sent September 16, 2015. Neither OU nor any other State System institutions notified the State Regents' office of a protest. Approval will not constitute unnecessary duplication.

Curriculum. The proposed certificate will consist of 24 total credit hours as shown in the following table. Five new courses will be added and the curriculum is detailed in the attachment (Attachment A).

Content Area	Credit Hours
Requirements Courses	12
Guided Electives	12
Total	24

Faculty and staff. Existing faculty will teach the proposed program.

Delivery method and support services. The Certificate in Sustainable Business Management program will be offered through distance education using the Desire2Learn learning management system and OSU will meet the required academic standards outlined in policy to ensure the quality of the degree program. Academic standards include faculty training, student services, and other support services including library, facilities and computing equipment containing a variety of software suites necessary to support the program.

Financing. The proposed program will be offered on a self-supporting basis and the current tuition and fee structure will be sufficient to adequately fund the program. No additional funding is requested from the State Regents to support the program.

Program resource requirements. Program resource requirements for the Certificate in Sustainable Business Management are shown in the following tables.

A. Funding Sources	Year of Program				
	1 st Year	2 nd Year	3 rd Year	4 th Year	5 th Year
Total Resources Available from Federal Sources	\$0	\$0	\$0	\$0	\$0
Total Resources Available from Other Non-State Sources	\$0	\$0	\$0	\$0	\$0
Existing State Resources	\$0	\$0	\$0	\$0	\$0
State Resources Available through Internal Allocation and Reallocation	\$0	\$0	\$0	\$0	\$0
Student Tuition	\$10,633	\$21,265	\$31,898	\$42,530	\$53,163.00
<i>Narrative/Explanation: Tuition was calculated based on enrollment of 2, 4, 6, 8, and 10 students in years 1 through 5 with half of the student enrollment being out-of-state students. OSU calculated tuition costs of \$341.45 per credit hour for in-state students and \$839.95 per credit hour for out-of-state students. OSU anticipates students to complete 9 credit hours per academic year.</i>					
TOTAL	\$10,633	\$21,265	\$31,898	\$42,530	\$53,163

B. Breakdown of Budget Expenses/Requirements	Year of Program				
	1 st Year	2 nd Year	3 rd Year	4 th Year	5 th Year
Administrative/Other Professional Staff	\$0	\$0	\$0	\$0	\$0
Faculty	\$0	\$6,660	\$6,660	\$13,320	\$13,320
<i>Narrative/Explanation: The amounts above reflect a portion of faculty salary to support the proposed certificate.</i>					
Graduate Assistants	\$4,998	\$8,996	\$13,994	\$17,992	\$22,980
<i>Narrative/Explanation: The amounts above reflect tuition waivers provided to graduate assistants (GA) totaling \$4,998 per GA.</i>					
Student Employees	\$0	\$0	\$0	\$0	\$0
Equipment and Instructional Materials	\$0	\$0	\$0	\$0	\$0
Library	\$0	\$0	\$0	\$0	\$0
Contractual Services	\$1,661	\$3,321	\$4,982	\$6,642	\$8,303
<i>Narrative/Explanation: The amounts above reflect university fees returned to central administration.</i>					
Other Support Services	\$0	\$0	\$0	\$0	\$0
Commodities	\$0	\$0	\$0	\$0	\$0
Printing	\$0	\$0	\$0	\$0	\$0
Telecommunications	\$0	\$0	\$0	\$0	\$0
Travel	\$0	\$0	\$0	\$0	\$0
Awards and Grants	\$0	\$0	\$0	\$0	\$0
TOTAL	\$6,659	\$18,977	\$25,636	\$37,954	\$44,603

Attachment

**OKLAHOMA STATE UNIVERSITY
CERTIFICATE IN SUSTAINABLE BUSINESS MANAGEMENT**

Degree Requirements		Credit Hours
Required Courses		12
MGMT 3023	Business Sustainability	3
MGMT 4083	Corporate Social Responsibility	3
*MGMT 4403	Environmental Sustainability for Business	3
*MGMT 4423	Environmental Problem Analysis for Business	3
Guided Electives		12
Students must select 12 credit hours from the following:		
AGEC 3503	Natural Resource Economics	3
AGEC 4503	Environmental Economics and Resource Development	3
ARCH 4233	Sustainability Issues in Architecture	3
BIOL 3034	General Ecology	3
BOT 3253	Environment and Society	3
ECON 3903	Economics of the Environment	3
ENVR 3113	Sampling and Analysis for Solving Environmental Problems	3
EEE 3403	Social Entrepreneurship	3
*MGMT 4453	Environmental Management Practicum for Business	3
*MGMT 4463	Industrial Ecology for Business	3
*MGMT 4493	Applied Environmental Standards for Business Managers	3
MKTG 4443	Social Issues in Marketing	3
NREM 3013	Applied Ecology and Conservation	3
Total		24

*Denotes new course

Meeting of the
OKLAHOMA STATE REGENTS FOR HIGHER EDUCATION
December 3, 2015

AGENDA ITEM #12-b:

New Programs.

SUBJECT: Southwestern Oklahoma State University. Approval to offer via distance education the Master of Science in Nursing in Nursing Informatics, the Master of Science in Nursing in Nursing Education, and the Master of Science in Nursing in Nursing Administration.

RECOMMENDATION:

It is recommended that the State Regents approve Southwestern Oklahoma State University's requests to offer via traditional and distance education the Master of Science in Nursing in Nursing Informatics, the Master of Science in Nursing in Nursing Education, and the Master of Science in Nursing in Nursing Administration, with the stipulation that continuation of the programs will depend upon meeting the criteria established by the institution and approved by the State Regents, as described below.

- **Master of Science in Nursing in Nursing Informatics.** Continuation beyond Fall 2020 will depend upon meeting the following criteria:
 - Majors enrolled: a minimum of 10 students in Fall 2019; and
 - Graduates: a minimum of 4 students in 2019-2020.

- **Master of Science in Nursing in Nursing Education.** Continuation beyond Fall 2020 will depend upon meeting the following criteria:
 - Majors enrolled: a minimum of 10 students in Fall 2019; and
 - Graduates: a minimum of 4 students in 2019-2020.

- **Master of Science in Nursing in Nursing Administration.** Continuation beyond Fall 2020 will depend upon meeting the following criteria:
 - Majors enrolled: a minimum of 10 students in Fall 2019; and
 - Graduates: a minimum of 4 students in 2019-2020.

BACKGROUND:

Academic Plan

Southwestern Oklahoma State University's (SWOSU) 2014-2015 Academic Plan lists the following institutional priorities and new funding initiatives:

- We have instituted a proactive intrusive advising program for students who show evidence of high attrition risk. Midterm grade notification has been changed to be an early alert (after 4 weeks instead of 8 weeks), in order to increase the likelihood that students may have time to change behavior and successfully complete. We have also asked instructors to contact students during

the first ten days of school every time a class is missed. We will develop a mentoring program for students with high aptitude but low performance. We hope that these and similar strategies will improve retention, and ultimately graduation rates.

- We have created an Honors Program which is being implemented in Fall 2015. It is hoped that the program will help to attract high-quality students to SWOSU who will help to boost our retention and graduation rates. The program is in the final stages of planning, and implementation will begin in Summer 2015.
- A revised General Education plan will go into effect in Fall 2015. The plan offers more choices for students, which we hope will allow them to become more engaged in this portion of their education. In addition, we will map each course to the GE objectives, with emphasis on collaboration, critical thinking, creativity, and oral and written communication skills.
- We plan to enhance the Parks & Wildlife Law Enforcement Bachelor’s degree program through the inclusion of the Federal Law Enforcement Training Center (FLETC), National Park Service Seasonal Law Enforcement Curriculum. When coupled with our currently offered Oklahoma Council on Law Enforcement Education and Training (CLEET) curriculum, it offers a very elite level of certification. Successful graduates would exit our program with both State of Oklahoma and federal law enforcement certifications. This program will provide a high quality educational experience in the Parks and Wildlife Law Enforcement field. Our graduates will provide the State of Oklahoma and the nation with highly trained, professional natural resource law enforcement officers.
- Rural Health Initiative in the College of Pharmacy – the program is now fully staffed, and we will continue to expand our Remote Medication Order Processing project for small, critical access hospitals, initiate a pilot project on transitional care, and fully implement our Medication Therapy Management program.

APRA Implementation

In August 1991, the State Regents launched the Academic Planning/Resource Allocation (APRA) initiative, which was based on the principle that institutional officials would prioritize their programs and activities, and then fund higher priority activities at levels that ensured quality. In times of flat or declining budgets or financial constraints, institutions are expected to reallocate resources from lower priority activities to higher priority activities, rather than reducing quality by funding lower priority activities at the same rate as higher priority activities.

Since 1992, SWOSU has taken the following program actions in response to APRA:

60	Degree and/or certificate programs deleted
32	Degree and/or certificate programs added

Program Review

SWOSU offers 66 degree and/or certificate programs as follows:

0	Certificates
9	Associate in Arts or Science Degrees
4	Associate in Applied Science Degrees
38	Baccalaureate Degrees
14	Master's Degrees
0	Doctoral Degrees
1	First Professional Degree

All of these programs were reviewed in the past five years with the exception of those programs with specialty accreditation. Programs with specialty accreditation are aligned with SWOSU's program review schedule as appropriate. Thus, if a professional program received a ten-year accreditation, it would not be reviewed for ten years, which is an approved exception to State Regents' policy.

Program Development Process

SWOSU's faculty developed the proposals, which were reviewed and approved by institutional officials. SWOSU's governing board approved delivery of the Master of Science in Nursing (MSN) in Nursing Informatics, the MSN in Nursing Education, and the MSN in Nursing Administration at the July 24, 2015 meeting. SWOSU requests authorization to offer these degree programs, as outlined below.

SWOSU is currently approved to offer the following degree programs through online delivery:

- Associate in Science in General Studies (121);
- Bachelor of Business Administration (011);
- Bachelor of Science in Nursing (087);
- Master of Business Administration (086);
- Master of Education in Early Childhood Education (129);
- Master of Education in Education Administration (062);
- Master of Education in Elementary Education (063);
- Master of Education in School Counselor (079); and
- Master of Education in School Psychology (148).

POLICY ISSUES:

This action is consistent with the Academic Program Approval and Distance Education and Traditional Off-Campus Courses and Programs policies.

ANALYSIS:

Master of Science in Nursing in Nursing Informatics

Program purpose. The purpose of the proposed program is to provide students with the knowledge and skills needed to be successful in the variety of career opportunities available in the field of nursing informatics.

Program rationale and background. The increasing demand for the adoption of electronic information systems is creating a growing need for nursing informatics in health care organizations and businesses that develop and sell health care information technology. The development of the proposed program

evolved largely from the request of current SWOSU students in the Bachelor of Science in Nursing (BSN) (087) program, as well as the needs of Western Oklahoma employers. Over 94 percent of students graduating with the BSN indicated they would consider continuing their education to obtain a master's degree in the discipline.

Employment opportunities. Oklahoma currently faces a shortage of master's level nurses. According to a 2013 report the American Association of Colleges of Nursing (AACN) notes that less than 5 percent of nurses in the state are prepared at the master's level. This shortage is even more profound in Western Oklahoma and other medically underserved populations. Graduates of the proposed program will be able to broaden their career opportunities and find employment. Nurse Informaticists play key roles in the development and implementation of health care information technology systems in areas such as clinical documentation, computerized practitioner order entry, and electronic health records. With health care systems increasing their reliance on information technology SWOSU believes the proposed program will address the critical need for master's level prepared nurses and that graduates will find employment.

Student demand. The proposed degree program is expected to meet the enrollment and graduate standards by the established deadline prior to final approval by the State Regents as shown in the following table.

Productivity Category	Criteria	Deadline
Minimum Enrollment of majors in the program	10	Fall 2019
Minimum Graduates from the program	4	2019-2020

Duplication and impact on existing programs. There are no Master of Science in Nursing in Nursing Informatics programs offered in Oklahoma. A system wide letter of intent was communicated via email on August 21, 2015. The University of Central Oklahoma (UCO) requested a copy of the proposal, which was sent on September 3, 2015. Neither UCO nor other State System institutions notified State Regents' staff of a protest to the proposed program. Approval will not constitute unnecessary duplication.

Curriculum. The proposed degree program will consist of 33 total credit hours each as shown in the following table. Eleven new courses will be added and the curriculum is detailed in the attachment (Attachment A).

Content Area	Credit Hours
Core Courses	9
Guided Electives	24
Total	33

Faculty and staff. Existing faculty will teach the proposed program. SWOSU also indicates plans to hire a program director and adjunct faculty as needed.

Delivery method and support services. The Master of Science in Nursing in Nursing Informatics program will be offered through distance education using the Canvas learning management system and SWOSU will meet the required academic standards outlined in policy to ensure the quality of the degree program. Academic standards include faculty training, student services, and other support services including library, facilities and computing equipment containing a variety of software suites necessary to support the program.

Support services. The library, facilities, and equipment are adequate for this degree program.

Financing. The proposed degree program will be offered on a self-supporting basis and the current tuition and fee structure will be sufficient to adequately fund the program. No additional funding is requested from the State Regents to support the degree program.

Program resource requirements. Program resource requirements for the Master of Science in Nursing in Nursing Informatics are shown in the following tables.

A. Funding Sources	Year of Program				
	1 st Year	2 nd Year	3 rd Year	4 th Year	5 th Year
Total Resources Available from Federal Sources	\$0	\$0	\$0	\$0	\$0
Total Resources Available from Other Non-State Sources	\$0	\$0	\$0	\$0	\$0
Existing State Resources	\$0	\$0	\$0	\$0	\$0
State Resources Available through Internal Allocation and Reallocation	\$6,450	\$0	\$0	\$0	\$0
<i>Narrative/Explanation: The funds shown above will be reallocated from central administration to cover initial startup costs.</i>					
Student Tuition	\$13,500	\$20,250	\$27,000	\$33,750	\$40,500
<i>Narrative/Explanation: The amounts shown above are based on tuition of \$225 per credit hour. SWOSU anticipates students completing an average of two 3-credit hour courses per Fall and Spring semester and one 3-credit hour course per Summer semester.</i>					
TOTAL	\$19,950	\$20,250	\$27,000	\$33,750	\$40,500

B. Breakdown of Budget Expenses/Requirements	Year of Program				
	1 st Year	2 nd Year	3 rd Year	4 th Year	5 th Year
Administrative/Other Professional Staff	\$0	\$0	\$4,500	\$4,500	\$4,500
<i>Narrative/Explanation: The amounts shown above reflect 1/3 of the cost of a faculty administrator.</i>					
Faculty	\$11,700	\$11,700	\$11,700	\$23,400	\$23,400
<i>Narrative/Explanation: The amounts above represent 1/3 of the cost for faculty.</i>					
Graduate Assistants	\$4,200	\$4,200	\$4,200	\$4,200	\$4,200
<i>Narrative/Explanation: The amounts above assume one graduate assistant with a tuition waiver of 24-credit hours per year and a salary of \$7.50/hour at 20 hours per week. The amounts above represent 1/3 of the cost as the position will be split between all proposed MSN programs.</i>					
Student Employees	\$0	\$0	\$0	\$0	\$0
Equipment and Instructional Materials	\$0	\$0	\$0	\$0	\$0
Library	\$0	\$0	\$0	\$0	\$0
Contractual Services	\$3,500	\$0	\$0	\$0	\$0
<i>Narrative/Explanation: A consultant will be hired in year one to assist with program accreditation.</i>					

Other Support Services	\$0	\$0	\$0	\$0	\$0
Commodities	\$0	\$0	\$0	\$0	\$0
Printing	\$50	\$50	\$50	\$50	\$50
<i>Narrative/Explanation: Printing costs will be minimal since majority of the program will be delivered via distance education.</i>					
Telecommunications	\$0	\$0	\$0	\$0	\$0
Travel	\$500	\$500	\$500	\$500	\$500
<i>Narrative/Explanation: The amounts shown are budgeted for travel cost to promote the program.</i>					
Awards and Grants	\$0	\$0	\$0	\$0	\$0
TOTAL	\$19,950	\$16,450	\$20,950	\$32,650	\$32,650

Master of Science in Nursing in Nursing Education

Program purpose. The purpose of the proposed program is to prepare students to become nursing educators.

Program rationale and background. Oklahoma currently faces a shortage of master’s level nurses. Compounding the nursing shortage problem is the lack of master’s prepared nursing faculty available in the state and according to the American Association of Colleges of Nursing (AACN) there will be an increase in nursing faculty retirements in the next 10 years. Accrediting bodies require that nursing faculty have a minimum of a master’s degree, with many programs preferring or requiring doctorate degrees. In an effort to address the critical need for nursing faculty SWOSU developed the proposed MSN in Nursing Education. Additionally, the development of the proposed program stemmed from the request of current SWOSU students in the Bachelor of Science in Nursing (BSN) (087) program, as well as the needs of Western Oklahoma employers. Over 94 percent of students graduating with the BSN indicated they would consider continuing their education to obtain a master’s degree in the discipline.

Employment opportunities. The Oklahoma Employment Security Commission (OESC) predicts a 14 to 17 percent increase in career opportunities for Licensed Practical Nurses (LPN) and Registered Nurses (RN). However, in order to ensure there are enough faculty to train LPNs and RNs the need for master’s level trained nurses also needs to be addressed. According to the OESC opportunities for Nursing Instructors in Oklahoma are expected to increase 29 percent through 2022. SWOSU believes the proposed program will address the critical need for master’s level prepared Nursing Instructors and that graduates will find employment.

Student demand. The proposed degree program is expected to meet the enrollment and graduate standards by the established deadline prior to final approval by the State Regents as shown in the following table.

Productivity Category	Criteria	Deadline
Minimum Enrollment of majors in the program	10	Fall 2019
Minimum Graduates from the program	4	2019-2020

Duplication and impact on existing programs. The proposed program may duplicate or share some similar content with the following programs:

Institution	Existing Program
Northeastern State University	Master of Science in Nursing Education (149)
University of Oklahoma Health Sciences Center	Professional Master of Science in Nursing in Nursing-Professional (027) with an option in Nursing Education
University of Central Oklahoma	Master of Science in Nursing (204)

A system wide letter of intent was communicated via email on August 21, 2015. The University of Central Oklahoma (UCO) requested a copy of the proposal, which was sent on September 3, 2015. Neither UCO nor other State System institutions notified State Regents’ staff of a protest to the proposed program. Due to distance between institutions and employment demand, approval will not constitute unnecessary duplication.

Curriculum. The proposed degree program will consist of 33 total credit hours each as shown in the following table. Fourteen new courses will be added and the curriculum is detailed in the attachment (Attachment B).

Content Area	Credit Hours
Core Courses	9
Required Courses	21
Electives	3
Total	33

Faculty and staff. Existing faculty will teach the proposed program. SWOSU also indicates plans to hire a program director and adjunct faculty as needed.

Delivery method and support services. The Master of Science in Nursing in Nursing Education program will be offered through distance education using the Canvas learning management system and SWOSU will meet the required academic standards outlined in policy to ensure the quality of the degree program. Academic standards include faculty training, student services, and other support services including library, facilities and computing equipment containing a variety of software suites necessary to support the program.

Support services. The library, facilities, and equipment are adequate for this degree program.

Financing. The proposed degree program will be offered on a self-supporting basis and the current tuition and fee structure will be sufficient to adequately fund the program. No additional funding is requested from the State Regents to support the degree program.

Program resource requirements. Program resource requirements for the Master of Science in Nursing in Nursing Education are shown in the following tables.

A. Funding Sources	Year of Program				
	1 st Year	2 nd Year	3 rd Year	4 th Year	5 th Year
Total Resources Available from Federal Sources	\$0	\$0	\$0	\$0	\$0
Total Resources Available from Other Non-State Sources	\$0	\$0	\$0	\$0	\$0
Existing State Resources	\$0	\$0	\$0	\$0	\$0
State Resources Available through Internal Allocation and Reallocation	\$6,450	\$0	\$0	\$0	\$0
<i>Narrative/Explanation: The funds shown above will be reallocated from central administration to cover initial startup costs.</i>					
Student Tuition	\$13,500	\$20,250	\$27,000	\$33,750	\$40,500
<i>Narrative/Explanation: The amounts shown above are based on tuition of \$225 per credit hour. SWOSU anticipates students completing an average of two 3-credit hour courses per Fall and Spring semester and one 3-credit hour course per Summer semester.</i>					
TOTAL	\$19,950	\$20,250	\$27,000	\$33,750	\$40,500

B. Breakdown of Budget Expenses/Requirements	Year of Program				
	1 st Year	2 nd Year	3 rd Year	4 th Year	5 th Year
Administrative/Other Professional Staff	\$0	\$0	\$4,500	\$4,500	\$4,500
<i>Narrative/Explanation: The amounts shown above reflect 1/3 of the cost of a faculty administrator.</i>					
Faculty	\$11,700	\$11,700	\$11,700	\$23,400	\$23,400
<i>Narrative/Explanation: The amounts above represent 1/3 of the cost for faculty.</i>					
Graduate Assistants	\$4,200	\$4,200	\$4,200	\$4,200	\$4,200
<i>Narrative/Explanation: The amounts above assume one graduate assistant with a tuition waiver of 24-credit hours per year and a salary of \$7.50/hour at 20 hours per week. The amounts above represent 1/3 of the cost as the position will be split between all proposed MSN programs.</i>					
Student Employees	\$0	\$0	\$0	\$0	\$0
Equipment and Instructional Materials	\$0	\$0	\$0	\$0	\$0
Library	\$0	\$0	\$0	\$0	\$0
Contractual Services	\$3,500	\$0	\$0	\$0	\$0
<i>Narrative/Explanation: A consultant will be hired in year one to assist with program accreditation.</i>					
Other Support Services	\$0	\$0	\$0	\$0	\$0
Commodities	\$0	\$0	\$0	\$0	\$0
Printing	\$50	\$50	\$50	\$50	\$50
<i>Narrative/Explanation: Printing costs will be minimal since majority of the program will be delivered via distance education.</i>					
Telecommunications	\$0	\$0	\$0	\$0	\$0
Travel	\$500	\$500	\$500	\$500	\$500

Narrative/Explanation: The amounts shown are budgeted for travel cost to promote the program.

Awards and Grants	\$0	\$0	\$0	\$0	\$0
TOTAL	\$19,950	\$16,450	\$20,950	\$32,650	\$32,650

Master of Science in Nursing in Nursing Administration

Program purpose. The purpose of the proposed program is to prepare nurses to be Nurse Administrators.

Program rationale and background. The development of the proposed program evolved largely from the request of current students in the Bachelor of Science in Nursing (BSN) (087) program, as well as the needs of Western Oklahoma employers. Over 94 percent of students graduating with the BSN indicated they would consider continuing their education to obtain a master’s degree in the discipline.

Employment opportunities. Oklahoma is currently facing a nursing shortage. Additionally, hospitals in SWOSU’s service area have indicated that there is a lack of master’s prepared nurses qualified to fulfill hospital administrative positions to not only attend to administrative responsibilities, but also to recruit, mentor, and retain nursing staff. According to the Oklahoma Employment Security Commission, careers for Medical and Health Service Managers are expected to increase 20 percent through 2022. The proposed program would provide an increased number of master’s level trained nurses ready to practice in an advanced role that is greatly needed in a time in which recruitment, mentoring, and retaining nursing staff is a challenge.

Student demand. The proposed degree program is expected to meet the enrollment and graduate standards by the established deadline prior to final approval by the State Regents as shown in the following table.

Productivity Category	Criteria	Deadline
Minimum Enrollment of majors in the program	10	Fall 2019
Minimum Graduates from the program	4	2019-2020

Duplication and impact on existing programs. The proposed program may duplicate or share some similar content with the following program:

Institution	Existing Program
University of Oklahoma Health Sciences Center	Professional Master of Science in Nursing in Nursing-Professional (027) with an option in Nursing Administration/Management

A system wide letter of intent was communicated via email on August 21, 2015. The University of Central Oklahoma (UCO) requested a copy of the proposal, which was sent on September 3, 2015. Neither UCO nor other State System institutions notified State Regents’ staff of a protest to the proposed program. Due to distance between institutions and demonstrated employment need, approval will not constitute unnecessary duplication.

Curriculum. The proposed degree program will consist of 33 total credit hours each as shown in the following table. Fourteen new courses will be added and the curriculum is detailed in the attachment (Attachment C).

Content Area	Credit Hours
Core Courses	9
Required Courses	21
Electives	3
Total	33

Faculty and staff. Existing faculty will teach the proposed program. SWOSU also indicates plans to hire a program director and adjunct faculty as needed.

Delivery method and support services. The Master of Science in Nursing in Nursing Administration program will be offered through distance education using the Canvas learning management system and SWOSU will meet the required academic standards outlined in policy to ensure the quality of the degree program. Academic standards include faculty training, student services, and other support services including library, facilities and computing equipment containing a variety of software suites necessary to support the program.

Financing. The proposed degree program will be offered on a self-supporting basis and the current tuition and fee structure will be sufficient to adequately fund the program. No additional funding is requested from the State Regents to support the degree program.

Program resource requirements. Program resource requirements for the Master of Science in Nursing in Nursing Administration are shown in the following tables.

A. Funding Sources	Year of Program				
	1 st Year	2 nd Year	3 rd Year	4 th Year	5 th Year
Total Resources Available from Federal Sources	\$0	\$0	\$0	\$0	\$0
Total Resources Available from Other Non-State Sources	\$0	\$0	\$0	\$0	\$0
Existing State Resources	\$0	\$0	\$0	\$0	\$0
State Resources Available through Internal Allocation and Reallocation	\$6,450	\$0	\$0	\$0	\$0
<i>Narrative/Explanation: The funds shown above will be reallocated from central administration to cover initial startup costs.</i>					
Student Tuition	\$13,500	\$20,250	\$27,000	\$33,750	\$40,500
<i>Narrative/Explanation: The amounts shown above are based on tuition of \$225 per credit hour. SWOSU anticipates students completing an average of two 3-credit hour courses per Fall and Spring semester and one 3-credit hour course per Summer semester.</i>					
TOTAL	\$19,950	\$20,250	\$27,000	\$33,750	\$40,500

B. Breakdown of Budget Expenses/Requirements	Year of Program				
	1st Year	2nd Year	3rd Year	4th Year	5th Year
Administrative/Other Professional Staff	\$0	\$0	\$4,500	\$4,500	\$4,500
<i>Narrative/Explanation: The amounts shown above reflect 1/3 of the cost of a faculty administrator.</i>					
Faculty	\$11,700	\$11,700	\$11,700	\$23,400	\$23,400
<i>Narrative/Explanation: The amounts above represent 1/3 of the cost for faculty.</i>					
Graduate Assistants	\$4,200	\$4,200	\$4,200	\$4,200	\$4,200
<i>Narrative/Explanation: The amounts above assume one graduate assistant with a tuition waiver of 24-credit hours per year and a salary of \$7.50/hour at 20 hours per week. The amounts above represent 1/3 of the cost as the position will be split between all proposed MSN programs.</i>					
Student Employees	\$0	\$0	\$0	\$0	\$0
Equipment and Instructional Materials	\$0	\$0	\$0	\$0	\$0
Library	\$0	\$0	\$0	\$0	\$0
Contractual Services	\$3,500	\$0	\$0	\$0	\$0
<i>Narrative/Explanation: A consultant will be hired in year one to assist with program accreditation.</i>					
Other Support Services	\$0	\$0	\$0	\$0	\$0
Commodities	\$0	\$0	\$0	\$0	\$0
Printing	\$50	\$50	\$50	\$50	\$50
<i>Narrative/Explanation: Printing costs will be minimal since majority of the program will be delivered via distance education.</i>					
Telecommunications	\$0	\$0	\$0	\$0	\$0
Travel	\$500	\$500	\$500	\$500	\$500
<i>Narrative/Explanation: The amounts shown are budgeted for travel cost to promote the program.</i>					
Awards and Grants	\$0	\$0	\$0	\$0	\$0
TOTAL	\$19,950	\$16,450	\$20,950	\$32,650	\$32,650

Attachments

ATTACHMENT A

**SOUTHWESTERN OKLAHOMA STATE UNIVERSITY
MASTER OF SCIENCE IN NURSING IN NURSING INFORMATICS**

Degree Requirements	Credit Hours
Core Courses	9
*NURS 5023 Nurse as Scholar	3
*NURS 5033 Global Health and Advanced Practice Nursing	3
*NURS 5043 Transition to Advanced Practice Roles	3
Required Courses	24
*NURS 5283 Technology Solutions for Healthcare	3
*NURS 5293 Health Information Exchanges	3
*NURS 5303 Clinical Information Systems Design and Implementation	3
*NURS 5313 Technical and Workplace Communication	3
*NURS 5323 Project Management in Information Technology	3
*NURS 5333 Healthcare Systems Databases	3
*NURS 5343 Interactive Technology and Cognitive Informatics	3
*NURS 5353 Nursing Informatics Practicum	3
Total	33

*Asterisks denotes new courses

ATTACHMENT B

**SOUTHWESTERN OKLAHOMA STATE UNIVERSITY
MASTER OF SCIENCE IN NURSING IN NURSING EDUCATION**

Degree Requirements		Credit Hours
Core Courses		9
*NURS 5023	Nurse as Scholar	3
*NURS 5033	Global Health and Advanced Practice Nursing	3
*NURS 5043	Transition to Advanced Practice Roles	3
Required Courses		21
*NURS 5173	Facilitating Student Learning	3
*NURS 5183	Clinical Teaching and Evaluation	3
*NURS 5193	Technology in Nursing Education	3
*NURS 5203	Instructional Design and Curriculum Development	3
*NURS 5213	Assessment and Evaluation in Nursing Education	3
*NURS 5223	Issues, Challenges, and Role Transitions in Nursing Education	3
*NURS 5233	Nursing Education Practicum	3
Electives		3
Select one course from the following:		
*NURS 5243	Grant Writing	3
*NURS 5253	Academic Writing and Publishing	3
*NURS 5263	Online Nursing Education	3
*NURS 5273	Program Evaluation and Accreditation	3
Total		33

*Asterisks denotes new courses

ATTACHMENT C

**SOUTHWESTERN OKLAHOMA STATE UNIVERSITY
MASTER OF SCIENCE IN NURSING IN NURSING ADMINISTRATION**

Degree Requirements		Credit Hours
Core Courses		9
*NURS 5023	Nurse as Scholar	3
*NURS 5033	Global Health and Advanced Practice Nursing	3
*NURS 5043	Transition to Advanced Practice Roles	3
Required Courses		21
*NURS 5053	Health Care Systems	3
*NURS 5063	Principles of Nursing Management	3
*NURS 5073	Healthcare Ethics and Law	3
*NURS 5083	Business Communication in Healthcare	3
*NURS 5093	Performance Standards and Personnel	3
*NURS 5103	Healthcare Budgeting	3
*NURS 5113	Management Practicum	3
Electives		3
Select one course from the following:		
*NURS 5123	Creating and Sustaining Healthcare Organizations	3
*NURS 5133	Nursing Entrepreneurship	3
*NURS 5143	Coaching and Mentoring in Nursing Leadership	3
*NURS 5153	Marketing for Healthcare	3
Total		33

*Asterisks denotes new courses

Meeting of the
OKLAHOMA STATE REGENTS FOR HIGHER EDUCATION
December 3, 2015

AGENDA ITEM #13:

Program Deletions.

SUBJECT: Approval of institutional requests for program deletions.

RECOMMENDATION:

It is recommended that the State Regents approve the following requests for program deletions as described below.

BACKGROUND:

Carl Albert State College (CASC) requests authorization to delete the program listed below:

- Certificate in Specialized Studies (045)

Northern Oklahoma College (NOC) requests authorization to delete the programs listed below:

- Associate in Applied Science in Photography and Digital Imaging (077)
- Associate in Arts in American Indian Studies (072)

POLICY ISSUES:

These actions are consistent with the State Regents' Academic Program Review policy.

ANALYSIS:

CASC requests authorization to delete the Certificate in Specialized Studies (045). This program was approved prior to 1990. Reasons for requesting the deletion include:

- CASC reports the program has been inactive for over five years.
- There are currently no students enrolled in the program.
- Three courses will be deleted as they will continue to be taught in various disciplines.
- No funds are available for reallocation.

NOC requests authorization to delete the Associate in Applied Science in Photography and Digital Imaging (077). This program was approved at the October 3, 2000 State Regents' meeting. Reasons for requesting the deletion include:

- NOC suspended the program in 2012 and students are being referred to the Photography option available under the Associate in Arts in Communications (007) program, which is better suited to transfer to a four-year institution.
- There are currently no students enrolled in the program.
- No courses will be deleted as they will be offered as electives.
- No funds are available for reallocation.

NOC requests authorization to delete the Associate in Arts in American Indian Studies (072). This program was approved at the December 12, 1997 State Regents' meeting. Reasons for requesting the deletion include:

- NOC suspended the program in 2012 due to the inability to find qualified faculty to teach the courses.
- There are currently no students enrolled in the program.
- No courses will be deleted as NOC intends to explore plans of offering the courses as electives.
- No funds are available for reallocation.

Meeting of the
OKLAHOMA STATE REGENTS FOR HIGHER EDUCATION
December 3, 2015

AGENDA ITEM #14-a:

Policy.

SUBJECT: Oklahoma Higher Learning Access Program (Oklahoma's Promise) Adoption of Proposed Rule Revisions.

RECOMMENDATION:

It is recommended that the State Regents adoption of permanent rule revisions for Oklahoma's Promise – Oklahoma Higher Learning Access Program (Oklahoma's Promise) and complete the permanent rule-making process.

BACKGROUND:

Oklahoma's Promise was created in 1992. Students must enroll in the program in the 8th, 9th, or 10th grade. The program requires students to complete a 17-unit core curriculum, achieve at least a 2.5 GPA in the core curriculum and a 2.5 GPA overall, attend school regularly, and refrain from drug abuse or delinquent acts. Students completing the requirements qualify for a scholarship equal to public college tuition. Participation is limited to students from families with an income of \$50,000 or less at the time of application to the program. The student's family income must also not exceed \$100,000 at the time the student begins college. In 2013-14, about 18,900 students received the scholarship at a cost of \$61.2 million.

POLICY ISSUES:

Oklahoma's Promise plays an important role in the efforts of Oklahoma State Regents for Higher Education to increase the number of college graduates in Oklahoma. The program is designed as an incentive to encourage more students to aspire to attend college, prepare themselves for academic success in college, and to provide them with financial assistance for college expenses.

ANALYSIS:

The proposed revision implements an amendment to the Oklahoma's Promise statutes as passed in Senate Bill 137 of the 2015 Oklahoma legislative session. The amendment relates to the determination of financial eligibility of students applying for the program in the 8th, 9th or 10th grade. The new statutory language requires the State Regents to review the financial eligibility of the student if the income of the student's parent(s) includes income from either non-taxable military benefits or Social Security benefits due to the death or disability of a parent (Social Security *retirement* benefits are not included in the review). If the review determines that the total income of the parent(s), excluding non-taxable military benefits and Social Security death or disability benefits, does not exceed \$50,000, then the student is eligible to enroll in the program. The change is estimated to have a small fiscal impact on the program, resulting in approximately 25 additional scholarship recipients annually at a cost of about \$110,000. The proposed revisions were posted at the State Regents' September 3, 2015 meeting.

SUBCHAPTER 23. OKLAHOMA HIGHER LEARNING ACCESS PROGRAM

610:25-23-1. Purpose (no changes)

610:25-23-2. Eligibility of participants

Eligibility to participate in the program must be established by both the student and his/her parent(s), custodial parent(s), or guardian(s). Students enrolled in the eighth, ninth or tenth grade at a public or private school and whose parents' income meets the financial need criteria are eligible to apply to become a program participant. Students educated by other means who are between the ages of thirteen (13) and fifteen (15) are eligible to apply to become a program participant. Eligibility requirements to participate in the program include the following:

(1) The student must be a resident of the state of Oklahoma or be enrolled in a school district located in this state that serves students who reside in both this state and an adjacent state pursuant to a contract as authorized in Section 5-117.1 of Title 70 of the Oklahoma Statutes; and

(2) The student's parent(s), custodial parent(s), or guardian(s) must establish financial need.

(A) To meet the program's financial need criteria, the income of the student's parent(s) from taxable and nontaxable sources shall not exceed \$50,000 per year at the time the student applies for participation in the program. A student who was adopted while in the permanent custody of the Department of Human Services, in the court-ordered custody of a licensed private nonprofit child-placing agency, or federally recognized Indian tribe, as defined by the federal Indian Child Welfare Act, shall not be subject to the determination of financial qualification at the time the student applies for participation in the program.

(B) Parents of students making application to the program must use one of the following options to establish financial need eligibility:

(i) Documentation of their most recent calendar (tax) year income. Parents of tenth-grade applicants may use the calendar (tax) year income that coincides with the spring semester of the tenth-grade if the application is submitted by the required deadline; or

(ii) Documentation of current yearly income from an officially approved application for free or reduced price school meals or other state or federal means-tested programs as determined by the State Regents. The State Regents may limit use of this option to pilot projects as determined by the State Regents. If requested by the State Regents, parents may be required to provide additional documentation of income.

(iii) The Oklahoma State Regents for Higher Education shall review the determination of financial need eligibility of the student if the income from taxable and nontaxable sources of the student's parent(s) includes income received from nontaxable military benefits or income received from the federal Social Security Administration due to the death or disability of the student's

parent(s). If the income from taxable and nontaxable sources of the student's parent(s), excluding income received from nontaxable military benefits or income received from the federal Social Security Administration due to the death or disability of the student's parent(s), does not exceed Fifty Thousand Dollars (\$50,000.00) per year, the student shall be determined to have met the financial need eligibility [70 O.S. § 2605(D)(3)].

(C) For students that are subject to court-ordered joint custody arrangements, the OSRHE shall use guidelines consistent with regulations for federal Title IV student financial aid programs to determine which parent(s) shall meet the financial need criteria.

610:25-23-3. Applications (no changes)

610:25-23-4. Program requirements (no changes)

610:25-23-5. Securing Program benefits (no changes)

610:25-23-6. Retaining eligibility in postsecondary education (no changes)

610:25-23-7. Payment of awards; policies and limitations (no changes)

610:25-23-8. Administrative responsibilities (no changes)

610:25-23-9. “Heroes Promise” (no changes)

Meeting of the
OKLAHOMA STATE REGENTS FOR HIGHER EDUCATION
December 3, 2015

AGENDA ITEM #14-b:

Policy.

SUBJECT: Oklahoma Tuition Equalization Grant Program Adoption of the Proposed Rule Revisions.

RECOMMENDATION:

It is recommended that the State Regents adoption of the permanent rule revisions for the Oklahoma Tuition Equalization Grant Program and complete the permanent rule-making process.

BACKGROUND:

The Oklahoma Tuition Equalization Grant (OTEG), initially enacted by the Oklahoma Legislature in 2003, provides grants to Oklahoma residents attending not-for-profit, independent institutions in Oklahoma that are accredited by the Higher Learning Commission of the North Central Association of Colleges and Schools or a national accrediting body recognized by the U.S. Department of Education. Recipients must have family incomes of not more than \$50,000. Grants of \$2,000 per academic year (\$1,000 per semester) can be awarded to students for up to five consecutive years of full-time undergraduate study. In 2014-15, \$3.6 million was awarded to 2,129 students.

POLICY ISSUES:

The statutes creating the OTEG program state that the purpose of the program is “to maximize use of existing educational resources and facilities within this state, both public and private.”

ANALYSIS:

One of the proposed rule revisions is due to an amendment to the OTEG statutes in Senate Bill 414 of the 2015 Oklahoma legislative session. The amendment was necessary to comply with U.S. Department of Education (USDE) “state authorization” regulations that went into effect on July 1, 2015. For a postsecondary institution to be eligible to participate in federal student financial aid programs, the federal regulations require the institution to have certain types of state oversight and approvals. One requirement is that each state must have a process to review and act appropriately upon complaints concerning the institution. To comply with this provision, the rule revision reflects the new statutory language in Senate Bill 414 directing OTEG-eligible institutions to adhere to the complaint process administered by the Oklahoma State Regents for Higher Education.

The second policy revision corrects wording related to the \$50,000 family income limit to be consistent with the existing statutory language. The proposed revisions were posted at the State Regents’ September 3, 2015 meeting.

**TITLE 610. STATE REGENTS FOR HIGHER EDUCATION
CHAPTER 25. STUDENT FINANCIAL AID AND SCHOLARSHIPS
SUBCHAPTER 31. OKLAHOMA TUITION EQUALIZATION GRANT PROGRAM**

610:25-31-1. Program purpose [no changes]

610:25-31-2. Definitions [no changes]

610:25-31-3. Eligibility Requirements

To be eligible for the Oklahoma Tuition Equalization Grant, an applicant shall:

- (1) Be an Oklahoma resident.
- (2) Have enrolled full-time as an undergraduate at an eligible private or independent institution. For regular fall and spring semesters, full-time enrollment shall be considered a minimum of 12 semester credit hours or its equivalent.
- (3) Meet the family income eligibility level of ~~less~~ not more than \$50,000 from both taxable and non-taxable sources for the most recently completed calendar/tax year.
- (4) Pay more tuition than is required at a comparable public institution of higher education.
- (5) Maintain the minimum standard of academic performance as required by the enrolling private or independent institution.

610:25-31-4. Fiscal Policies [no changes]

610:25-31-5. Refunds, and institutional liability and complaint process

(a) Institutions will report to the Oklahoma State Regents for Higher Education any awards that the institution is aware are based on inaccurate application data. If funds have been disbursed to a student, and the student reported incorrect data unknown to the institution at the time of eligibility certification, the student is responsible for the return of any funds for which he/she is not eligible to receive. All refunds will be coordinated by the institution for return to the Oklahoma State Regents for Higher Education. The institution will place holds as allowed on other financial aid disbursements, future enrollments, release of transcripts, etc. in an effort to collect refunds if necessary. In the event Oklahoma Tuition Equalization Grant funds are disbursed to a student as a result of erroneous action by the institution, the institution is financially liable for the return of the ineligible funds. An institution's failure to submit refunds for which the institution is liable within a reasonable period of time could result in suspension or termination of the institution's eligibility for participation in the Oklahoma Tuition Equalization Grant program. Thirty days is considered to be a reasonable period of time. The institution may appeal a finding of institutional liability.

(b) Eligible institutions shall adhere to the complaint process policies and procedures administered by the State Regents. The State Regents shall review and take action, as authorized, on complaints concerning eligible institutions.

Meeting of the
OKLAHOMA STATE REGENTS FOR HIGHER EDUCATION
December 3, 2015

AGENDA ITEM #15:

Summer Academies.

SUBJECT: Approval of 2016 Summer Academy Grants.

RECOMMENDATION:

It is recommended that the State Regents approve the 2016 Summer Academy proposals recommended for funding, as described below.

BACKGROUND:

Since 1990, Oklahoma institutions of higher education have been awarded Summer Academy grants designed to reach students who will be entering the eighth through twelfth grades with emphasis on the introduction of students to hands-on mathematics, science and multidisciplinary topics, as well as demonstration of academic links with Oklahoma business and industry. All accredited Oklahoma higher education institutions are eligible to submit proposals.

POLICY ISSUES:

The State Regents' Summer Academies provide stimulating learning opportunities to heighten students' interest and confidence in science, mathematics and multidisciplinary studies to further develop and promote their career and educational aspirations.

ANALYSIS:

Prior to 2004 the State Regents' Summer Academy program included in-depth learning experiences through one-, two-, three- and even four-week Academies. Due to a severe cut in grant funding, Academies are now limited to one or two weeks.

The Summer Academy grant program runs on a rotating basis depending on the funds available. Funding for successive years is contingent upon continued funding of the Summer Academy program and on program efficacy as demonstrated through internal and external evaluation of the programs. The attached list includes 25 academies being recommended for their first year of a three-year grant and 15 academies are being recommended for a one-year grant.

Outcomes

This year we also gave each Camp TURF participant a \$500 scholarship redeemable their freshman year at OSU if they declare horticulture or landscape architecture as their major.

State Regents staff receive many appreciative messages relative to the Summer Academy program. This is a small but representative sample:

- “My son really had a good time at camp. He came home saying that now he wants to pursue a career in Wildlife Biology. Until now, he didn't know about those career options.
- “I really liked learning about the Koch snowflake. It made me want to take an advanced class in math.”
- “Camp changed my feelings about college by opening up a whole new subject of meteorology to me that was foreign on Monday and that I Know now.”
- This camp is an amazing learning experience for me and all my new friends. It really has broadened my horizons and made me want to be an aerospace engineer.
- I was able to dive into the world of natural products chemistry and explore the properties of Echinacea purpurea used in medicine. Thank you for giving me this special chance to pursue my passion for science and expand my knowledge of the chemistry of medicine.
- I have learned more about my future, myself, and how to be successful. I am so thankful for the opportunity you have given me and the great impact you have made on my career and myself.
- “The PIE Academy is a chance to explore something new. It provided me information in a field that I had little to no experience in. If I got the chance I would definitely attend again.”
- “I found most interesting the experiments in biology dealing with the nerves and finding the concentration of dye in M&MS.”
- “It gave me a good idea and way to plan for my future and I got more information on how I could prepare for it. I made so many new contacts for help with scholarships and help for my future.”
- “I love nursing because I love to help people and I enjoyed playing with mannequins. I think this is helpful to help pay bills for my family.”
- “I have decided what I want to be and I’ve been stressed about that all my life. I now have a direction to my life.”
- Thank you Dr. Cheng and CSI team for the hard work to make this year’s CSI Summer Academy great. I really enjoyed it. Thanks for allowing me to come and participate. It was fun and educational. I will be going into sophomore year of high school and it is time to start thinking about college. Ever since I was little, forensics intrigued me and UCO is my number one choice of in-state colleges.
- This really convinced me to consider a job in forensics. I wasn't sure if forensics was a field I wanted to go into. Thank you for helping me better understand the forensics field!
- “I’m leaving the camp knowing about anatomy, pharmacology, biotechnology, and how to take care of ones in need. The experience was a real blessing.”

Attachment

2016 Summer Academy Grants

Institution	Project Title	Grades served	Student Slots	2016 Recommended Funding
Cameron University	NanoExplorers	9-12	24	\$32,160
Cameron University	Science Detectives	8-10	24	\$12,720
East Central University	Computer Science and Robotics	8-12	36	\$24,120
East Central University	You Are What You Eat	8-9	20	\$13,400
Langston University	An Intensive Summer Academy in Mathematics and Science	10-12	30	\$20,100
Murray State College	MSC Summer College STEM Academy	8-9	50	\$33,500
Northeastern State University – Broken Arrow	Get Green for Blue: Outdoor Investigations to Connect Water to You	8-10	24	\$12,720
Northeastern State University – Tahlequah	Summer Robotics Academy	8-12	60	\$40,200
Northwestern State University – Alva	Exploring the Benefits of Human-Animal Interaction	9-10	30	\$20,090
Oklahoma State University	Camp T.U.R.F (Tomorrow’s Undergraduates Realizing the Future)	9-10	25	\$33,500
Oklahoma State University	It’s a Polymer Life – Polymers of Everyday Life Sumer Academy	10-12	20	\$13,400
Oklahoma State University, Okmulgee	Emerging and Converging Technologies Academy	8-10	30	\$20,100
Oral Roberts University	A Hands-On Program in Mathematics and Science	9-10	40	\$26,800
Seminole State College	Peek Into Engineering (PIE)	9-12	36	\$24,120
Southwestern Oklahoma State University	SSMA: Summer Science and Mathematics Academy	10-12	32	\$42,850
Tulsa Community College	Math and Science in Health (MASH)	10-12	60	\$31,800
University of Central Oklahoma	CSI: A High School Summer Forensics Academy	9-12	36	\$24,120
University of Central Oklahoma	Be an Engineer: Change the World	8-10	30	\$15,898

University of Oklahoma	Oklahoma Mesonet: Mostly Weather with a Chance of Fun	9-10	30	\$20,100
University of Oklahoma	Collaborate, Create, Construct: Innovation Shaping the Built Environment	9-10	30	\$20,100
University of Oklahoma	Starship: Exploration	8	30	\$20,100
University of Oklahoma Health Sciences Center	Exploring Math and Science Academy (EMSA)	9	50	\$26,500
University of Science and Arts in Oklahoma	Where Does Our Food Come From and How Did it Get Here?	8-9	24	\$16,080
University of Tulsa	Summer Engineering Academy	8-11	20	\$10,600
University of Tulsa	Technology Education and Collaborative	8-9	30	\$20,100
Total of Three-Year Awards			771	\$541,678
Cameron University	Aerospace Academy	9-12	24	\$32,160
Connors State College	Ecological Investigations and Wilderness Adventures	9-12	40	\$26,250
East Central University	Exploration in Advanced Math	10-12	15	\$10,050
Oklahoma City Community College	Hearts, Health and Heavy Metals Summer Science Academy	10-12	90	\$15,900
Oklahoma State University	Exploring the Scientific Basis of Human and Animal Behavior	8-10	60	\$40,178
Rogers State University – Pryor	Aero Camp	8-10	60	\$18,246
Tulsa Community College	Dimensions of Science Summer Academy	10-12	30	\$15,900
University of Central Oklahoma	Digital Forensic Academy	9-12	18	\$9,540
University of Central Oklahoma	Forensic Engineering Explorations	8-10	15	\$7,949
University of Oklahoma	C.L.I.M.B.: Chemistry Learning Incorporating Mathematics and Biology	11-12	30	\$20,100
University of Oklahoma	Geologic Processes: Exploring the Earth's Cycles	10-11	30	\$20,100
University of Science and Arts in Oklahoma	How Do Fruits become Jam? The Pat from the Garden to the Store	10-11	12	\$8,040
University of Tulsa	Codes, Ciphers & Cyber Crime	10-12	32	\$16,950

University of Tulsa	STEM Competition	8-12	270	\$52,811
Total of One-Year Awards			776	\$327,674
Grand Total 2016 Summer Academy Awards			1547	\$869,352

Meeting of the
OKLAHOMA STATE REGENTS FOR HIGHER EDUCATION
December 3, 2015

AGENDA ITEM #16-a:

Teacher Education.

SUBJECT: Acceptance of Elementary and Secondary Education Act, Improving Teacher Quality, Title II, Part A Allocation of State Grant Program funds from the United States Department of Education.

RECOMMENDATION:

It is recommended that the State Regents accept grant funds in the amount of \$691,072.

BACKGROUND:

The Elementary and Secondary Education Act of 1965 (ESEA) as amended by No Child Left Behind Act (NCLB) P.L. 107-110, Title II, Part A, Subpart 3, authorizes the Improving Teacher Quality (ITQ) State Grants, of which 2.5 percent of the total annual funds available to the state are given to the state agency of higher education (SAHE). Such funds are then awarded through sub-grants to eligible partnerships. Eligible partnerships must consist of at least one from each of the following: (1) an institution of higher education (IHE) that has a division that prepares teachers and principals, (2) a school of arts and sciences, and (3) a high-need local educational agency (LEA). A high-need LEA is defined by the United States Department of Education (USDE) as:

(A) An LEA that serves no fewer than 10,000 children from families with incomes below the poverty line **OR** for which not less than **20 percent** of the children served by the agency are from families with incomes below the poverty line,

AND

(B) An LEA for which there is a high percentage of teachers not teaching in the academic subjects or grade levels that the teachers were trained to teach, **OR** for which there is a high percentage of teachers with emergency, provisional, or temporary certification or licensing.

Eligible partnerships also may include additional IHEs - either two-year or four-year; additional LEAs, public or private, whether or not they are high-need; public charter schools; individual elementary or secondary schools; educational service agencies; nonprofit educational organizations; nonprofit cultural organizations; entities carrying out a pre-kindergarten program; teacher organizations; principal organizations; or businesses. The partnerships use the funds to conduct professional development activities in core subject areas specifically in mathematics, science, and reading/language arts, in addition to workshops on effective instructional leadership. The goal is to ensure that teachers, highly qualified paraprofessionals, and (if appropriate) instructional leaders (i.e. principals and superintendents) have pedagogical content knowledge in the academic subjects they teach, including computer-related technology, to enhance instruction. SAHEs should demonstrate leadership in identifying for grantees and

prospective applicants scientifically-based professional development that improves teaching and learning effectiveness and impacts student academic outcomes.

ISSUES:

The Title II-A Improving Teacher Quality State Grant Program was created by the ESEA of 1965 as amended by the NCLB P.L. 107-110. It is designed to provide effective professional development for Oklahoma teachers and is consistent with the State Regents' Teacher Education policy.

ANALYSIS:

During summer 2015, 237 teachers and 6 administrators participated in workshops in mathematics, science, and reading/language arts. After completing the professional development programs, these teachers will serve approximately 17,108 students during the current school year. The map on the following page indicates the 23 school districts served by the sub-grant awardees. These districts represent a combined population of 430,992 students.

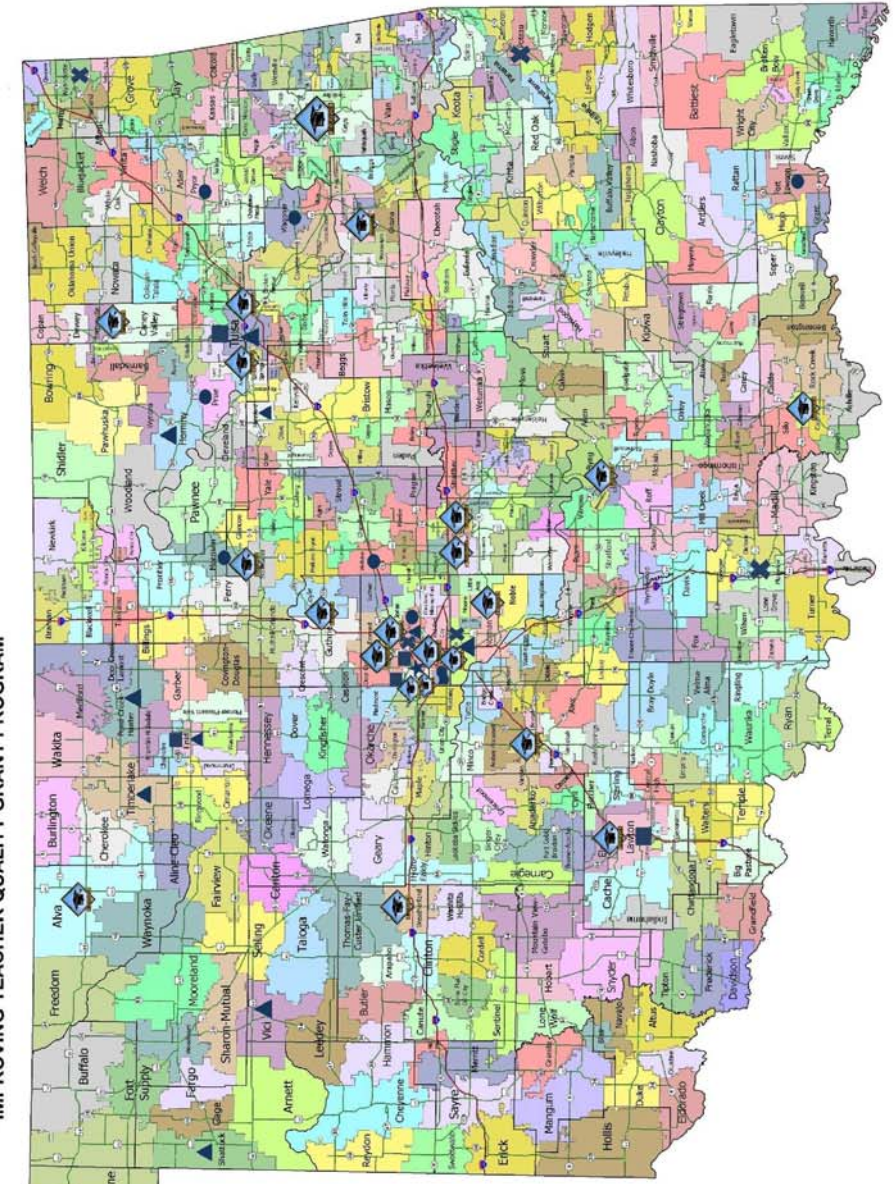
The goal of the program is to ensure that all students have highly effective teachers - teachers with the subject-matter knowledge and effective teaching and learning skills necessary to help all children achieve high academic standards, regardless of individual learning styles or needs.

Oklahoma's Title II State Grant Program will meet these priorities by funding professional development activities that will:

- Provide high-quality and sustained professional development for Oklahoma PK-12 teachers, highly-qualified paraprofessionals, and principals who have subject matter knowledge in core academic subject areas to enhance student learning;
- Enhance teacher knowledge on how to utilize student achievement data and/or classroom-level formative assessments to make effective adjustments in curriculum and instruction;
- Provide effective professional development to prepare teachers with higher thinking skills and supporting resources necessary for Oklahoma Academic Standards implementation and transition.
- Provide teachers with challenging curriculum that aligns with the Oklahoma Academic Standards;
- Provide teachers with challenging curriculum that aligns with the ACT Standards for Transition to ensure students' success in higher education and to decrease the remediation rate;
- Include participation of appropriate higher education faculty to promote the inclusion of proven methods and knowledge within teacher education programs; and
- Incorporate scientifically research-based curriculum and practices.

As part of the 2016 grants, applicants must continue to focus on Oklahoma Academic Standards and effective professional education growth to high-need schools.

**ELEMENTARY AND SECONDARY EDUCATION ACT (ESEA)
IMPROVING TEACHER QUALITY GRANT PROGRAM**



Higher Education Partners	High-Need LEAs and Other LEAs
<ul style="list-style-type: none"> Northeastern State University Upper Level Science (ULS) 	<ul style="list-style-type: none"> Fort Towson Public Schools, Merriam Public Schools, Oklahoma City Public Schools, Oklahoma City Public Schools, Oklahoma City Public Schools, Wagoner Public Schools, Weleeton Public Schools
<ul style="list-style-type: none"> Northwestern Oklahoma State University Upper Level Science (ULS) 	<ul style="list-style-type: none"> End Public Schools, Hominy Public Schools, Mannford Public Schools, Moore Public Schools, Oklahoma City Public Schools, Pined Creek Public Schools, Shattuck Public Schools, Tipton Public Schools, Tulsa Public Schools, Vot Public Schools
<ul style="list-style-type: none"> Oklahoma City University Mathematics, Language Arts, or Science (MLS) 	<ul style="list-style-type: none"> End Public Schools, Lawton Public Schools, Oklahoma City Public Schools, Pottawatomie City Public Schools, Tulsa Public Schools
<ul style="list-style-type: none"> Southwestern Oklahoma State University Mathematics, Language Arts, or Science (MLS) 	<ul style="list-style-type: none"> Ardenmore Public Schools, Moore Public Schools, Oklahoma City Public Schools, Pottawatomie Public Schools, Wynadotte Public Schools
<ul style="list-style-type: none"> University of Central Oklahoma Mathematics, Language Arts, or Science (MLS) 	<ul style="list-style-type: none"> Oklahoma City Public Schools
<ul style="list-style-type: none"> University of Oklahoma Instructional Leadership Support (ILS) 	<ul style="list-style-type: none"> Western Heights Public Schools
<ul style="list-style-type: none"> University of Oklahoma K20 Center Mathematics, Language Arts, or Science (MLS) 	<ul style="list-style-type: none"> Oklahoma City Public Schools



Meeting of the
OKLAHOMA STATE REGENTS FOR HIGHER EDUCATION
December 3, 2015

AGENDA ITEM #16-b:

Teacher Education.

SUBJECT: Incentives to increase graduation and retention of secondary mathematics and science teachers through the Teacher Shortage Employment Incentive Program.

RECOMMENDATION:

It is recommended that the State Regents approve the Teacher Shortage Employment Incentive Program benefit of \$14,362 for each teacher eligible by 2016.

BACKGROUND:

Senate Bill 1393, passed in 2000, called for the Oklahoma State Regents for Higher Education to establish a financial incentive program to recruit and retain math and science teachers who commit to teaching in either one or both subjects for five consecutive full years in an Oklahoma public secondary school. House Bill 1499 amended Senate Bill 1393 in 2001 by specifying a formula for the incentive amount. The formula stipulates the award cannot exceed three times the average annual cost of undergraduate resident tuition and fees for full-time enrollment at institutions with teacher education programs in the Oklahoma State System of Higher Education.

Current rules require eligible students to sign a Participation Agreement with their college of education before graduation. After teaching secondary mathematics or science for five consecutive full years at Oklahoma Public Schools, participants return the required documentation to be reviewed for eligibility to receive the Teacher Shortage Employment Incentive Program (TSEIP) incentive payment. The entire TSEIP incentive amount is paid directly to the eligible candidates to be applied towards their eligible education loans.

POLICY ISSUES:

Procedures for TSEIP awards are guided by Administrative Procedures Act rules. The State Regents recognized the importance of providing incentives to recruit teachers into teaching shortage areas in the 2002 Teacher Supply and Demand Study, which included among its recommendations that “teachers should be paid salary supplements in high demand subject areas.” Two of the top teacher shortage areas recognized by the Oklahoma State Department of Education for 2015-2016 were mathematics and science.

ANALYSIS:

Since 2006, when the first round of eligible recipients was awarded the TSEIP incentive, 308 teachers have received over 4.3 million dollars in cash incentives for teaching secondary mathematics and/or science in an Oklahoma public school. As of today, 889 teachers have enrolled for the Teacher Shortage Employment Incentive Program.

Table 1. Teacher Shortage Employment Incentive Program (TSEIP) disaggregated database and yearly distribution.

TSEIP Year	Total Applicants	* Total Non-Eligible	Total Eligible			Total Payout	Incentive Amount	Total Incentive
			Mathematics	Science	Math/ Science			
2006	69	27	18	24	0	42	\$10,347	\$434,574
2007	68	39	10	19	0	29	\$11,148	\$323,292
2008	49	28	5	16	0	21	\$12,168	\$255,528
2009	53	30	9	14	0	23	\$13,602	\$312,846
2010	38	17	8	12	1	21	\$13,602	\$285,642
2011	60	27	15	18	0	33	\$14,362	\$473,946
2012	79	40	26	13	0	39	\$15,267	\$595,413
2013	67	27	28	18	0	46	\$16,227	\$746,442
2014	67	23	15	11	0	26	\$16,936	\$440,336
** 2015	52	31	17	11	0	28	\$17,868	\$500,304
2016	56						\$14,362	
Total	602	289	151	156	1	308		\$4,368,323

* Number of non-eligible candidates who did not meet the Teacher Shortage Employment Incentive Program requirements.

** Preliminary numbers only (payments do not include December recipients).

Meeting of the
OKLAHOMA STATE REGENTS FOR HIGHER EDUCATION
December 3, 2015

AGENDA ITEM #17:

E&G Budget.

SUBJECT: Approval of allocations to Oklahoma State University Center for Health Sciences and the University of Oklahoma Health Sciences Center from the revenue derived from the sale of cigarettes and tobacco products.

RECOMMENDATION:

It is recommended that the State Regents approve the allocation of \$1,450,839.96 to Oklahoma State University Center for Health Sciences (OSU CHS) and \$1,450,839.96 to the University of Oklahoma Health Sciences Center (OUHSC) from revenue collected from the taxes placed on the sale of cigarettes and tobacco products.

BACKGROUND:

The Oklahoma Legislature passed House Bill No. 2660 in May 2004, designating a portion of the revenue collected from taxes on the sale of cigarettes and tobacco products to be allocated for specific purposes at OUHSC and OSU CHS. This revenue will be deposited into dedicated funds, the "Comprehensive Cancer Center Debt Service Revolving Fund," at the Health Sciences Center and the "Oklahoma State University College of Osteopathic Medicine Revolving Fund," at OSU CHS. The bill stated that the revenue collected shall be evenly deposited into accounts designated at these entities, for the purpose of servicing the debt obligations incurred to construct a nationally designated comprehensive cancer center at the OU Health Sciences Center and for the purpose of servicing debt obligations for construction of a building dedicated to telemedicine, for the purchase of telemedicine equipment and to provide uninsured/indigent care in Tulsa County through the OSU College of Osteopathic Medicine. In 2007, the Oklahoma Legislature updated the purpose for use of the "Comprehensive Cancer Center Debt Service Revolving Fund" to include Cancer Center operations. The State Regents approved the first allocation of these funds in the meeting of May 27, 2005.

POLICY ISSUES:

The recommendation is consistent with Regents' policy and approved budget principles.

ANALYSIS:

The fund currently has on deposit \$2,901,679.92. This amount is sufficient for a transfer of \$1,450,839.96 each to OSU CHS and OUHSC. The OU Health Sciences Center will use their funds for debt service and operations of the Comprehensive Cancer Center. The OSU Center for Health Sciences will expend their funds on the following approved program components: (1) indigent patient clinical care, (2) telemedicine equipment and (3) facility upgrades.

The current accumulated allocation to each institution, including this allocation, totals to \$63,711,032.80.

A five-year history of allocations by fiscal year is included below:

5-Year History of Allocations	Amount to Each Entity
FY2012 Total	\$6,935,354.84
FY2013 Total	\$6,650,214.97
FY2014 Total	\$5,844,381.21
FY2015 Total	\$5,573,768.87
FY2016 Y-T-D	\$2,440,441.76

Meeting of the
OKLAHOMA STATE REGENTS FOR HIGHER EDUCATION
December 3, 2015

AGENDA ITEM #18:

Endowment.

SUBJECT: Approval of the Endowment Trust Fund Investment Performance Report and Annual Distribution Schedule.

RECOMMENDATION:

It is recommended that the State Regents approve a distribution of 4.5 percent of the June 30 market value totaling to the amount of \$24.9 million for fiscal year 2015, and \$36.9 for prior years' carryover-- totaling approximately \$61.9 million-- for institutional expenditure from eligible Endowment Trust Fund accounts and approve the corresponding account reports for the year-ended June 30, 2015.

BACKGROUND:

With the allocation at the May 29, 2015 meeting, the State Regents have allocated a total of approximately \$396.1 million to the Endowment Trust Fund for chairs, professorships and lectureships and from state appropriations since inception of the program in 1988. The last several years' allocations are dedicated to bond debt service with the exception of the one-time transfer in FY2012 of 146.9 million from the EDGE Trust. The 2008 legislature increased the debt service for endowed chairs bonding authority by \$4,899,645, for a current total allocation of \$11.6 million.

These allocations are to support the establishment of faculty chairs and professorships and for related activities to improve the quality of instruction and research at colleges and universities in the State System. State Regents have also allocated \$30 million for the Langston University Endowment since 1999 and have completed the commitment with the FY2015 allocation. In addition to state funding, the fund contains private matching funds and unrestricted gifts.

In September 2003, the endowment distribution policy was revised to allow for 4.5 percent of the three-year average market value at June 30 to be available for distribution. This revision became effective with the FY04 distribution. Also, included for the sixteenth year is the available distribution for the Langston University Endowment. This item reflects an updated unitized pool and replaces the October 22, 2015, action for the endowment distribution.

POLICY ISSUES:

Investments for the Endowment Trust Fund have been made in compliance with the State Regents' investment policy and relevant State Statutes.

STAFF ANALYSIS:

The market value of the trust fund was \$666.8 million, as of June 30, 2015. In FY15, the fund posted a loss of approximately 3.6 percent, net of fees.

The State Regents' current investment policy provides that "the investment committee shall determine the distribution. The distribution will not necessarily be equivalent to actual earnings during the year, but to maintain a distribution rate from year to year that, as a goal, will approximate 4.5 percent of the asset values based on an average of the past three years for the endowment trust fund." The attached distribution schedule reflects the distribution available for each eligible Endowment Trust Fund account and is presented for approval.

OKLAHOMA STATE REGENTS' ENDOWMENT TRUST FUND—2015 DISTRIBUTION SCHEDULE

Account	Account Balance 6/30/15	Account Balance, 6/30/14	Account Balance, 6/30/13	Three-year average Mkt. Value	# Qtrs	F 110 Available Distribution	F 114 Carryover	Total Available Distribution	Distributio n
University of Oklahoma									
760001 David A. Burr Chair in Letters	750,454.25	814,090.77	783,703.46	762,749.60	4	36,223.73	0.00	36,223.73	
760002 Helen Robson Walton Centennial Chair in Marketing Strategy	842,741.61	914,829.83	921,429.38	893,000.27	4	40,186.01	(0.00)	40,186.01	
760003 Puterbaugh Chair in American Enterprise	369,939.85	401,309.78	386,330.30	386,869.98	4	17,963.70	(0.00)	17,963.70	
760004 Hitachi Ltd. Chair in Computer Science	739,859.43	802,597.56	772,639.25	771,698.76	4	34,726.44	(0.00)	34,726.44	
760005 Ashli Chair Company Chair in Chemical Engineering	739,790.22	802,523.27	772,578.35	771,630.61	4	34,726.38	(0.00)	34,726.38	
760006 Grace B. Kerr Centennial Chair - Chemistry and Biochemistry (Public)	827,873.68	856,794.64	788,228.72	824,299.01	4	37,093.46	108,496.84	146,690.29	
760007 Grace B. Kerr Centennial Chair - Chemistry and Biochemistry (Private)	840,279.12	869,633.45	800,040.09	836,660.89	4	37,649.29	110,122.63	147,771.92	
760008 Eberly Family Chair in Geology and Geophysics	694,237.63	733,107.13	724,996.14	724,113.63	4	32,686.11	0.00	32,686.11	
760009 Eberly Family Chair in Petroleum & Geological Engineering	694,339.19	733,217.32	725,102.20	724,219.67	4	32,689.86	(0.00)	32,689.86	
760010 G. T. and Libby Blackship Chair in the History of Liberty (formerly Freed	1,010,323.40	1,095,596.14	1,055,086.24	1,063,301.93	4	47,421.09	0.00	47,421.09	
760011 Henry Bellmon Chair in Public Service	348,189.14	433,921.97	399,196.90	393,769.34	4	17,719.62	0.00	17,719.62	
760012 Charles and Peggy Stephenson Chair in Petroleum Engineering	659,935.64	715,896.43	689,174.39	688,336.48	4	30,976.10	(0.00)	30,976.10	
760013 Benjamin H. Peterson Chair in Aerospace & Mechanical Engineering	135,139.50	146,599.03	141,127.20	140,956.24	4	6,342.99	0.00	6,342.99	
760014 Robert Edwards Lowry Chair in Meteorology	676,368.09	733,722.32	706,334.90	706,476.10	4	31,746.98	(0.00)	31,746.98	
760015 Fenelon Boesche Law Dean's Chair	452,042.69	490,374.71	472,070.65	471,496.02	4	21,217.82	(0.00)	21,217.82	
760016 John A. & Deanne Brock Chair in Energy Economics and Policy	646,431.36	701,250.90	675,180.58	674,387.61	4	30,342.94	0.00	30,342.94	
760017 Schusterman/Josey Chair in Judaic History	362,370.60	1,043,977.07	1,005,008.86	1,003,706.61	4	46,170.36	0.00	46,170.36	
760018 L. A. Comp. Chair in Aerospace and Mechanical Engineering	1,093,821.00	1,186,574.00	1,140,899.83	1,140,899.83	4	61,840.21	0.00	61,840.21	
760019 William J. Crowe, Jr. Chair in Geopolitics	1,298,766.68	1,408,898.65	1,356,309.13	1,364,668.16	4	60,969.62	0.00	60,969.62	
760020 Edward Lamb McCollough Chair in Geology and Geophysics	1,316,188.75	1,427,798.06	1,374,503.09	1,372,829.97	4	61,777.36	0.00	61,777.36	
760021 J. C. Penney Company Chair in Business Leadership	2,303,327.76	2,498,643.84	2,406,377.74	2,402,449.78	4	108,110.24	0.00	108,110.24	
760022 McCasland Chair in Petroleum Engineering	1,282,094.91	1,390,813.16	1,338,308.72	1,337,658.68	4	60,177.10	(0.00)	60,177.10	
760023 Gene and Elaine Edwards Family Chair in Law	452,042.70	490,374.71	472,070.65	471,496.02	4	21,217.82	(0.00)	21,217.82	
760024 George L. Cross Chair in Botany & Microbiology	682,145.37	739,989.49	712,368.14	711,601.00	4	32,017.66	(0.00)	32,017.66	
760025 Floyd & Martha Norris Chair in Law	829,130.49	899,388.64	865,660.26	864,726.47	4	38,912.69	(0.00)	38,912.69	
760026 Paul H. and Doris Eaton Travis Chair in Modern American History	361,747.03	434,821.81	394,922.92	393,832.64	4	18,447.47	0.00	18,447.47	
760027 Sun Company Chair in Civil Engineering & Environmental Science (former)	242,561.32	263,130.09	253,308.32	262,999.96	4	11,385.00	0.00	11,385.00	
760028 Rainbolt Chair in Finance (12/14/95)	567,293.99	615,399.02	592,428.22	591,707.08	4	26,626.82	(0.00)	26,626.82	
760029 Rath Chair in Strategic Management	1,000,674.87	1,085,529.45	1,045,010.23	1,043,738.18	4	48,968.22	(0.00)	48,968.22	
760030 Rath Chair in Accounting	467,115.69	523,609.88	496,673.28	496,626.26	4	21,912.14	0.00	21,912.14	
760031 Charles B. Jr. & Jean Smith Chair in Electrical & Computer Engineering	609,348.91	661,020.08	636,346.40	636,671.80	4	28,600.73	(0.00)	28,600.73	
760032 Kenneth E. McAfee Chair in Law	390,020.43	423,094.69	407,319.63	406,811.88	4	18,306.62	0.00	18,306.62	
760033 Carol Elizabeth Young Chair in Honors	645,392.14	700,119.69	673,986.53	673,166.13	4	30,292.46	(0.00)	30,292.46	
760034 Tiley Chair in Electrical Engineering	586,399.24	581,898.47	560,164.65	569,462.76	4	25,176.73	0.00	25,176.73	
760035 James G. Hatlow, Jr. Chair in Bus. Ethics and Community Service	389,908.05	639,930.68	616,044.19	618,294.91	4	27,688.24	(0.00)	27,688.24	
760036 Charles Marion Russell Memorial Chair	676,927.91	734,529.59	706,919.50	708,069.00	4	31,772.66	(0.00)	31,772.66	
760037 Michael F. Price Chair #1	1,775,490.58	1,926,036.62	1,854,144.05	1,861,887.08	4	88,394.92	(0.00)	88,394.92	
760038 Bruce Alonzo Goff Chair in Creative Architecture	442,284.27	479,788.80	461,879.87	461,917.66	4	20,769.29	0.00	20,769.29	
760039 Anadarko (formerly Kerr-McGee) Centennial Professorship of Geology	390,774.50	426,371.88	429,429.41	416,191.93	4	18,728.64	0.00	18,728.64	
760040 Anadarko (formerly Kerr-McGee) Cent Professorship of Petroleum Engines	390,617.50	423,740.90	407,924.06	407,427.61	4	18,894.24	0.00	18,894.24	
760041 Siegfried Centennial Chair of Marketing and Supply Chain Management (up	657,711.80	713,494.01	686,851.99	686,016.93	4	30,870.72	(0.00)	30,870.72	
760042 McMahon Centennial Professorship of News Communication	389,419.06	422,440.75	406,672.44	408,177.43	4	18,377.96	0.00	18,377.96	
760043 East Sneed Professorship of Law	306,632.30	332,269.88	334,592.17	334,278.12	4	14,692.62	0.00	14,692.62	
760044 Conoco/Dupont Centennial Professorship of Chemical Engineering	342,484.81	371,526.63	357,658.76	367,223.40	4	16,076.06	(0.00)	16,076.06	
760045 KPMG Peat Marwick Centennial Professorship of Accounting	362,554.45	375,219.94	361,214.23	368,329.64	4	16,484.83	16,698.79	33,183.62	
760046 C. M. Stappervich Centennial Professorship of Chemical Engineering and M	344,196.47	373,283.42	359,446.25	369,008.71	4	16,166.59	(0.00)	16,166.59	
760047 O&E Professorship of Electrical Engineering	375,036.35	406,951.21	391,700.76	391,195.11	4	17,603.62	0.00	17,603.62	
760048 ATT (formerly SW Bell) Foundation Chair of Engineering (upgraded)	788,225.62	855,032.02	823,012.51	822,090.06	4	36,994.06	0.00	36,994.06	
760049 Leach Centennial Chair in Mechanical Engineering (upgraded)	581,521.44	630,832.92	607,286.02	606,546.79	4	27,294.61	(0.00)	27,294.61	
760050 McCasland Foundation Professorship of American Free Enterprise	413,402.44	449,412.11	472,620.16	446,144.90	4	20,031.62	(0.00)	20,031.62	
760051 Joe & Robert E. Klabozha Chair of Geology and Geophysics (upgraded)	395,122.23	429,239.18	413,989.33	412,763.66	4	18,676.27	0.00	18,676.27	
760052 C. E. Page Professorship of Aviation/Aerospace Studies	336,373.17	365,178.76	351,796.04	361,116.99	4	15,600.22	0.00	15,600.22	
760053 John Saxon Chair in Ancient History (upgraded)	584,458.20	634,018.82	610,352.99	609,610.03	4	27,432.46	(0.00)	27,432.46	
760054 John F. Y. Stambaugh Centennial Professorship in Accounting	404,048.75	418,163.80	384,699.79	402,304.11	4	16,103.69	84,859.49	102,963.18	
760055 Unocal Centennial Professorship of Engineering and Geosciences	374,091.92	387,160.46	371,961.23	377,737.87	4	16,998.20	49,445.85	66,444.06	
760056 Glenn R. Watson Centennial Chair in Law (upgraded)	615,380.93	668,019.75	672,809.93	662,070.30	4	29,849.16	0.00	29,849.16	
760057 MAPCO Professorship of Environmental Quality	324,691.45	352,234.43	339,077.06	338,664.81	4	16,239.69	(0.00)	16,239.69	
760058 Floyd and Irma Calvert Chair in Law and Liberty (upgraded)	343,601.45	372,733.22	358,805.47	368,380.06	4	16,127.10	(0.00)	16,127.10	
760059 Jeanne Hoffman Smith Professorship of Film & Video Studies	391,418.94	424,610.24	408,760.94	408,263.37	4	18,371.86	(0.00)	18,371.86	
760060 Englemann Professorship of Community Journalism	329,263.07	353,823.52	343,463.16	343,463.16	4	15,464.49	0.00	15,464.49	
760061 D. Jores E. & Walter Neustadt, Jr. Professorship of Comparative Literature	332,252.25	361,511.15	348,017.13	347,693.61	4	16,641.71	0.00	16,641.71	
760062 Ruth Vernon Davis Reaugh Professorship of Music	303,425.32	329,046.72	316,764.49	316,412.18	4	14,238.66	0.00	14,238.66	
760063 Welcome D. Fierston & W. Devin Fierston Professorship of Law	323,355.61	350,775.30	337,682.03	337,270.98	4	16,177.19	(0.00)	16,177.19	
760064 Coca-Cola Professorship of Modern American Studies	243,318.70	265,094.14	254,490.84	247,480.64	4	11,384.39	0.00	11,384.39	
760065 John W. Jr. & Barbara J. Branch Prof. of Accounting (12/15/95)	375,947.35	389,080.70	357,944.10	374,824.06	4	18,844.68	78,957.60	96,802.18	
760066 Morris R. Pitman Professorship of Engineering	277,965.25	301,535.97	290,280.63	289,927.29	4	13,046.73	(0.00)	13,046.73	
760067 Reach for Excellence Professorship of Honors #1	290,995.10	301,160.74	289,919.40	294,026.08	4	13,231.13	13,402.87	26,633.99	
760068 Reach for Excellence Professorship of Honors #2	277,619.35	301,160.74	289,919.40	289,666.49	4	13,030.49	(0.00)	13,030.49	
760069 Judge Haskell A. Holloman Professorship of Law	263,301.80	307,328.50	294,833.10	296,462.97	4	13,597.18	(0.00)	13,597.18	
760070 Ruby K. Powell Professorship of Marketing	248,160.37	269,204.13	259,157.36	268,840.62	4	11,647.83	(0.00)	11,647.83	
760071 Liza and Oy Wagner Professorship of Geology and Geophysics	289,013.00	299,109.39	275,172.83	287,766.07	4	12,949.43	38,830.82	61,780.24	
760072 W.P. Wood Professorship of Management Information Systems	200,938.75	217,977.82	209,841.43	209,686.00	4	9,431.37	(0.00)	9,431.37	

OKLAHOMA STATE REGENTS' ENDOWMENT TRUST FUND—2015 DISTRIBUTION SCHEDULE

Account	Account Balance 6/30/15	Account Balance, 6/30/14	Account Balance, 6/30/13	Three-year average	Mrkt. Value	# Qtrs	F 119 Available	F 119 Carryover	Total Available	Distribution
760073 Michael F. Price Student Investment Fund Professorship	221,925.01	240,743.66	231,757.48	231,757.48	231,475.98	4	10,416.59	0.00	10,416.40	
760074 Reach for Excellence Professorship of Honors #3	205,964.26	223,428.48	215,089.69	214,827.78	214,827.78	4	9,687.26	0.00	9,687.26	
760075 Hugh Ruff Professorship of Law	226,021.80	245,187.85	236,035.80	236,748.48	236,748.48	4	10,608.68	0.00	10,608.68	
760076 Sam A. Wilson Professorship of Chemical Engineering	281,496.86	303,467.35	288,807.90	291,267.97	291,267.97	4	13,106.68	0.00	13,106.68	
760077 Reach for Excellence Professorship of Honors #4	232,040.15	251,716.54	242,320.79	242,025.63	242,025.63	4	10,891.16	0.00	10,891.16	
760078 Charles E. Foster Chair in Aerospace & Mechanical Engineering (upgraded)	412,731.03	447,729.52	431,017.27	430,492.61	430,492.61	4	19,872.17	0.00	19,872.17	
760079 Dale Looper Chair in Accounting	387,910.72	437,763.98	413,958.36	413,211.02	413,211.02	4	27,694.60	0.00	27,694.60	
760080 W. Ross Johnston Chair in Finance	554,631.60	601,662.89	579,204.80	578,499.76	578,499.76	4	26,032.49	0.00	26,032.49	
760081 Edward L. & Thelma Gayford Chair of Journalism & Mass Media (upgraded)	705,943.73	763,493.93	702,394.50	723,944.05	723,944.05	4	32,677.48	34,034.65	66,612.13	
760082 Martin G. Miller Chair in Petroleum & Geological Engineering	734,124.18	796,375.96	766,649.89	768,716.68	768,716.68	4	34,467.26	0.00	34,467.26	
760083 Case Hooper Professorship of Zoology	265,322.64	287,941.79	279,104.13	277,466.18	277,466.18	4	12,486.83	0.00	12,486.83	
760084 Rudolph C. Bambar Professorship of English	234,920.09	254,840.69	245,328.33	246,029.70	246,029.70	4	11,026.94	0.00	11,026.94	
760085 Glen McLaughlin Chair of Business Ethics	465,134.72	504,576.90	485,742.73	486,161.46	486,161.46	4	21,831.82	0.00	21,831.82	
760086 John W. and Mary D. Nichols Chair in Dance (upgraded)	525,362.83	569,912.19	548,639.24	547,971.42	547,971.42	4	24,668.71	0.00	24,668.71	
760087 Reach for Excellence Professorship of Honors #5	221,932.85	240,775.87	231,786.59	231,604.44	231,604.44	4	10,417.70	0.00	10,417.70	
760088 Reach for Excellence Professorship of Honors #6	220,663.10	239,574.74	230,439.68	230,169.18	230,169.18	4	10,367.16	0.00	10,367.16	
760089 Reach for Excellence Professorship of Honors #7	265,506.12	274,781.32	252,791.65	264,969.70	264,969.70	4	11,896.19	45,106.47	57,002.61	
760090 Alumni Professorship of Petroleum and Geological Engineering	219,304.97	237,901.46	225,021.38	228,742.80	228,742.80	4	10,293.42	0.00	10,293.42	
760091 Maria C. Finman Professorship of Music History	265,380.88	285,714.87	275,050.09	274,716.38	274,716.38	4	12,362.19	0.00	12,362.19	
760092 Michael F. Price Chair in International Business #1	863,688.19	962,399.39	904,708.61	904,708.61	904,708.61	4	48,402.76	126,951.26	170,364.00	
760093 Michael F. Price Professorship of Finance	232,344.04	240,460.75	228,705.75	228,705.75	228,705.75	4	11,272.66	0.00	11,272.66	
760094 Lester Wilkinson Chair of Engineering (upgraded)	421,745.30	457,508.18	440,430.91	439,894.80	439,894.80	4	19,796.27	0.00	19,796.27	
760095 A. Blaine Imel, Jr., Professorship of Architecture	196,077.60	212,707.59	204,775.59	204,650.29	204,650.29	4	9,203.41	0.00	9,203.41	
760096 Thomas Sherman Grant and Lizzie Lou Czer Grant Chair in Music	484,328.16	492,833.99	482,833.99	482,833.99	482,833.99	4	21,324.69	0.00	21,324.69	
760097 Zarrow Chair in Learning Enhancement	432,315.94	468,975.18	451,469.89	450,920.94	450,920.94	4	20,291.42	0.00	20,291.42	
760098 Francis W. Winn Chair of Chemical Biological & Materials Engineering	605,242.30	656,565.24	632,057.84	631,288.46	631,288.46	4	28,407.98	0.00	28,407.98	
760099 Francis W. Winn Professorship in Chemical, Biological, and Materials Engin	216,157.97	234,487.60	225,734.95	226,460.17	226,460.17	4	11,146.71	0.00	11,146.71	
760100 The Mewbourn Chair in Petroleum Engineering #1	255,014.38	263,767.18	253,716.72	253,698.72	253,698.72	4	11,476.84	0.00	11,476.84	
760101 Reach for Excellence Professorship of Honors #8	255,014.38	263,923.06	262,802.33	263,913.25	263,913.25	4	11,428.10	22,772.91	34,199.01	
760102 Michael F. Price Chair #2	1,890,285.05	2,050,576.20	1,974,034.98	1,971,632.08	1,971,632.08	4	88,723.44	0.00	88,723.44	
760103 Michael F. Price Chair in International Business #6	996,025.27	1,015,514.33	977,962.46	976,600.69	976,600.69	4	48,942.68	0.00	48,942.68	
760104 Victor E. Madachin Chair in Energy Resources	364,029.89	394,050.80	369,715.44	369,266.41	369,266.41	4	16,616.94	0.00	16,616.94	
760105 Herman George Kaiser Chair of International Law (upgraded)	528,245.29	573,039.08	551,649.42	550,977.98	550,977.98	4	24,794.01	0.00	24,794.01	
760106 Hudson Family Professorship in History	510,005.56	548,712.30	520,266.98	520,266.98	520,266.98	4	23,684.77	0.00	23,684.77	
760107 Judge Fred Daugherty Chair in Law	503,470.43	546,163.38	525,776.92	526,196.91	526,196.91	4	23,681.16	0.00	23,681.16	
760108 J.R. Morris Professorship in Psychology	253,475.91	274,970.00	264,706.38	264,384.06	264,384.06	4	11,897.28	0.00	11,897.28	
760109 Reach for Excellence Professorship of Honors #9	235,301.54	255,554.99	245,729.29	246,428.61	246,428.61	4	11,044.39	0.00	11,044.39	
760110 Reach for Excellence Professorship of Honors #10	235,863.56	255,868.64	246,329.83	246,020.68	246,020.68	4	11,070.90	0.00	11,070.90	
760111 Irene and Julian Rothbaum Professorship of History	260,136.67	281,998.30	265,526.55	269,220.61	269,220.61	4	12,114.92	0.00	12,114.92	
760112 R. W. Dick Moore Chair of Finance and Econ. Dev. (upgraded)	550,815.20	570,057.39	548,779.29	566,660.63	566,660.63	4	28,044.76	25,369.87	53,414.63	
760113 John A. Myers Professorship	251,735.22	273,081.70	262,388.47	262,668.46	262,668.46	4	11,816.68	0.00	11,816.68	
760114 The Mewbourn Chair in Petroleum Engineering #3 (formerly listed as Vint	855,908.94	929,205.17	895,152.09	898,422.06	898,422.06	4	40,203.99	0.00	40,203.99	
760115 Tom and Mary Dugan Professorship of Engineering	251,735.22	273,081.70	262,888.47	262,668.46	262,668.46	4	11,816.68	0.00	11,816.68	
760116 William J. Alley Professorship of Law	276,261.87	299,688.14	288,501.78	288,160.60	288,160.60	4	12,966.78	0.00	12,966.78	
760117 Michael Price Chair #3	2,073,343.45	2,249,277.49	2,162,672.33	2,162,764.43	2,162,764.43	4	97,324.40	0.00	97,324.40	
760118 ConocoPhillips Petroleum Professorship of Arabic Language, Literature & C	566,410.81	621,545.67	599,543.43	600,186.64	600,186.64	4	19,912.60	0.00	19,912.60	
760119 The Mewbourn Chair in Petroleum Engineering #4 (formerly listed as #3)	838,096.39	909,167.25	875,259.55	874,174.63	874,174.63	4	39,387.66	0.00	39,387.66	
760120 W. Edwin Bryan, Jr. Professorship of Architecture	286,165.79	321,983.72	296,216.62	301,466.98	301,466.98	4	13,666.49	40,338.62	54,005.11	
760121 Kenneth and Bernadine Russell Professorship of Music (History or Theory)	247,008.87	267,954.57	257,952.71	267,638.72	267,638.72	4	11,693.74	0.00	11,693.74	
760122 H. Russell Pittman Professorship of Urban Design	245,039.63	265,819.07	255,905.38	266,688.03	266,688.03	4	11,601.46	0.00	11,601.46	
760123 H. Russell Pittman Professorship of Art and Art History	247,008.87	267,954.57	257,952.71	267,638.72	267,638.72	4	11,693.74	0.00	11,693.74	
760124 Melus E. Hindman Professorship of Banking and Finance	247,008.87	267,954.57	257,952.71	267,638.72	267,638.72	4	11,693.74	0.00	11,693.74	
760125 Donald Keith Jones Professorship of Honors	246,607.74	267,519.48	257,533.89	267,220.98	267,220.98	4	11,674.92	0.00	11,674.92	
760126 Arch B. and Jo Anne Gilbert Professorship of Law	247,008.87	267,954.57	257,952.71	267,638.72	267,638.72	4	11,693.74	0.00	11,693.74	
760127 Gene Braught Chair in Music	494,282.52	536,196.62	516,183.24	516,564.13	516,564.13	4	23,199.94	0.00	23,199.94	
760128 Ruth G. Hardman Chair in Education	981,169.47	1,064,130.36	1,022,655.25	1,022,365.03	1,022,365.03	4	46,034.30	0.00	46,034.30	
760129 Gaylord Family Vining Professional Journalism Professorship	385,290.57	417,962.18	402,361.86	401,871.47	401,871.47	4	18,084.22	0.00	18,084.22	
760130 Gaylord Family Endowed Professorship #1	330,865.06	358,290.93	344,037.50	344,937.63	344,937.63	4	16,497.90	0.00	16,497.90	
760131 Gaylord Family Endowed Professorship #2	331,417.28	358,890.52	344,616.12	344,974.64	344,974.64	4	16,623.96	0.00	16,623.96	
760132 Gaylord Family Chair #1	494,596.27	536,563.03	516,611.82	516,923.71	516,923.71	4	23,216.67	0.00	23,216.67	
760133 Gaylord Family Chair #2	542,623.65	587,378.75	560,373.13	566,791.84	566,791.84	4	26,066.63	50,222.80	76,279.43	
760134 Larry W. Bryan and OBE/CEC Chair in Rock Mechanics (formerly Prof. in Pt	335,731.88	376,310.57	350,404.34	350,404.34	350,404.34	4	16,497.90	0.00	16,497.90	
760135 William A. Professorship of Telecommunications Networking	387,685.32	420,560.00	404,861.89	404,369.07	404,369.07	4	18,196.61	0.00	18,196.61	
760136 Lester A. Day Family Chair for the Dean of the College Earth & Energy for	516,969.67	560,807.33	539,874.24	539,217.08	539,217.08	4	24,264.77	0.00	24,264.77	
760137 American Airlines Professorship of Meteorology	256,456.88	280,373.34	269,907.93	269,679.98	269,679.98	4	12,131.07	0.00	12,131.07	
760138 ConocoPhillips Petroleum Professorship of Chinese and Asian Studies (fom	335,731.88	364,012.30	349,648.98	349,648.98	349,648.98	4	16,497.90	0.00	16,497.90	
760139 William A. Professorship of Engineering	279,285.80	302,968.50	291,659.68	291,904.66	291,904.66	4	13,108.71	0.00	13,108.71	
760140 Clyde Becker, Sr. Endowed Chair in Geology & Geophysics	555,209.75	602,291.51	579,826.89	579,109.89	579,109.89	4	26,069.92	0.00	26,069.92	
760141 William A. Chair in Meteorology	561,906.92	581,536.60	574,687.16	568,043.66	568,043.66	4	26,171.96	30,931.02	57,102.98	
760142 Gregory D. Ruesch (formerly Weitzenhoffer) Endowed Department Chair i	536,092.03	581,531.20	559,843.81	561,162.61	561,162.61	4	26,163.01	0.00	26,163.01	
760143 Weitzenhoffer Professorship of Musical Theatre	268,041.17	290,770.35	279,916.86	279,676.13	279,676.13	4	12,680.96	0.00	12,680.96	
760144 Weitzenhoffer Professorship of Musical Theatre #2	268,041.17	290,770.35	279,916.86	279,676.13	279,676.13	4	12,680.96	0.00	12,680.96	
760145 Weitzenhoffer Professorship of Arts Management	261,310.34	283,468.91	272,888.52	272,666.92	272,666.92	4	12,266.02	0.00	12,266.02	
760146 Michael Price Chair #4	2,411,400.17	2,495,640.10	2,412,394.66	2,430,611.64	2,430,611.64	4	109,791.62	111,633.00	221,424.63	

OKLAHOMA STATE REGENTS' ENDOWMENT TRUST FUND - 2015 DISTRIBUTION SCHEDULE

Account	Account Balance 6/30/15	Account Balance, 6/30/14	Account Balance, 6/30/13	Three-year Average	Mrkt. Value	# Qtrs	F 119 Available	F 119 Carryover	Total Available	Distribution
760147 Carl E. and Thelma J. Gungolf Family Chair in Petroleum Geology & Geophysics	544,090.80	590,229.68	568,214.95	607,511.61	4	26,538.00	0.00	26,538.00		
760148 Kingfisher College Chair in Philosophy of Religion and Ethics	76,496.42	82,972.27	79,875.18	79,777.96	4	3,690.01	0.00	3,690.01		
760149 Bob & Doris Klumbach Chair in Geology & Geophysics	686,643.83	710,633.07	653,762.04	683,676.98	4	30,786.55	89,987.88	120,753.43		
760150 Dr. Frieda Derdeyn Bamas Professorship of Piano	272,804.16	295,937.22	284,890.86	284,544.08	4	12,904.48	0.00	12,904.48		
760151 Kamdi & Mark McClain Chair for the Director of the School of Meteorology	545,607.51	591,873.57	569,780.89	609,087.32	4	26,608.93	0.00	26,608.93		
760152 Weathernews Chair in Applied Meteorology	545,607.51	591,873.57	569,780.89	609,087.32	4	26,608.93	0.00	26,608.93		
760153 Williams Chair in Telecommunications Networking	1,151,474.25	1,249,116.20	1,202,490.82	1,201,027.09	4	64,046.22	0.00	64,046.22		
760154 Chong K. Lew Chair in Economics	632,293.72	654,382.28	602,014.63	629,569.64	4	28,980.96	57,324.14	86,654.60		
760155 Frank Eldoun and Edna Asper Eldoun Professorship of Law	316,212.27	343,026.22	330,222.19	329,820.23	4	14,841.91	0.00	14,841.91		
760156 The Mewbourne Chair in Petroleum Engineering #2 (formerly listed as #4)	663,536.39	718,784.18	661,262.70	681,194.42	4	30,663.76	30,971.77	61,626.62		
760157 Aaron Alexander Professorship in Civil Engineering	301,557.06	327,126.29	314,917.67	314,634.94	4	14,184.06	0.00	14,184.06		
760158 James Garner Chair in Drama	593,494.98	643,821.77	619,790.04	619,036.60	4	27,866.60	(0.00)	27,866.60		
760159 ConocoPhillips Petroleum Company Chair of Latin American Studies	611,883.61	663,769.71	638,993.42	638,216.68	4	28,719.70	0.00	28,719.70		
760160 Gaylord Family Chair #3	561,095.70	608,675.13	585,955.30	606,242.06	4	26,336.89	(0.00)	26,336.89		
760161 Gaylord Family Endowed Professorship #3	337,075.02	365,658.09	352,009.30	361,680.80	4	16,821.14	0.00	16,821.14		
760162 Gaylord Family Endowed Professorship #4	337,075.02	365,658.09	352,009.30	361,680.80	4	16,821.14	0.00	16,821.14		
760163 Gaylord Family Endowed Professorship #5	389,049.45	420,950.30	403,327.04	404,442.26	4	18,199.90	(0.00)	18,199.90		
760164 Gaylord Family Endowed Professorship #6	432,898.81	448,021.71	412,168.29	431,029.80	4	19,396.38	35,854.86	55,250.99		
760165 Gaylord Family Endowed Professorship #7	415,558.45	430,075.58	412,168.29	419,267.44	4	18,867.00	18,151.54	37,018.58		
760166 Dr. Henry J. Freese Professorship in Engineering	243,853.96	248,648.68	239,357.42	248,463.91	4	11,629.98	0.00	11,629.98		
760167 Douglas and Hilda Bourne Chair in Chemical Engineering	538,483.28	584,145.22	562,341.01	601,666.60	4	26,274.64	0.00	26,274.64		
760168 Tommy C. Craghead Professorship in Meteorology	517,351.11	556,418.44	527,225.42	603,664.99	4	24,014.92	(0.00)	24,014.92		
760169 John Steed Chair in Accounting (formerly David C Steed Chair)	656,223.84	712,124.67	689,947.99	698,036.84	4	30,874.46	(0.00)	30,874.46		
760170 Steed Professorship in Accounting #1	229,212.62	248,648.68	239,357.51	239,072.87	4	10,768.28	0.00	10,768.28		
760171 Steed Professorship in Accounting #2	229,212.62	248,648.68	239,357.42	239,072.87	4	10,768.28	(0.00)	10,768.28		
760172 Robert M. Zinke Chair in Energy Management	687,638.13	745,946.06	718,072.53	717,218.91	4	32,274.66	0.00	32,274.66		
760173 Sara Louise Welch Chair in History	325,208.83	369,743.66	348,454.22	647,802.24	4	24,861.10	0.00	24,861.10		
760174 Peggy V. Heimerich Visiting Professorship in Drama	340,345.52	365,373.44	340,345.52	365,373.44	4	15,772.06	0.00	15,772.06		
760175 May Lou Milner Curver Chair (Fine Arts)	482,735.34	519,128.97	491,777.96	497,880.76	4	22,404.63	0.00	22,404.63		
760176 The Mewbourne Chair in Petroleum Engineering #5	459,198.26	499,233.67	526,141.14	494,867.73	4	22,268.69	(0.00)	22,268.69		
760177 Max Berry Internship Programs Center Chair	462,087.32	501,269.79	482,539.00	481,966.97	4	21,888.44	(0.00)	21,888.44		
760178 Jerome M. & Wanda Cley Weathernews Distinguished Visiting Chair in the E	465,415.62	497,297.37	478,715.01	483,617.87	4	21,629.81	7,130.53	28,760.34		
760179 Norman R. Gelpman Professorship of Geology & Geophysics	272,671.43	295,792.47	284,739.69	284,401.20	4	12,798.06	(0.00)	12,798.06		
760180 Charles L. Blackburn Chair	554,600.32	601,627.37	579,146.55	678,468.08	4	26,030.62	0.00	26,030.62		
760181 Robert E. Busch Professorship of Construction Science	251,396.30	260,178.59	239,357.51	260,310.80	4	11,268.99	22,439.04	33,708.03		
760182 Homer L. Dodge Endowed Chair in High Energy Physics	916,830.83	994,594.75	957,430.04	968,291.67	4	43,033.13	(0.00)	43,033.13		
760183 Harold J. & Ruth Newman Chair in U.S. China Issues	916,830.83	994,594.75	957,430.04	968,291.67	4	43,033.13	(0.00)	43,033.13		
760184 Susan E. Brackett Distinguished Visiting Artist Chair in the School of Dance	458,425.41	497,297.37	478,715.01	478,146.93	4	21,616.67	0.00	21,616.67		
760185 Mr. & Mrs. Laurence S. Youngblood Chair for Energy Librarian	458,425.41	497,297.37	478,715.01	478,146.93	4	21,616.67	0.00	21,616.67		
760186 Peggy V. Heimerich Chair for the Dean of Libraries	365,470.66	1,038,257.95	983,555.92	996,761.61	4	44,809.27	(0.00)	44,809.27		
760187 Lee & Myra Ward Chair in Reservoir Characterization	458,425.41	497,297.37	478,715.01	478,146.93	4	21,616.67	0.00	21,616.67		
760188 Ted A. Kinkos Professorship of Civil Engineering	459,482.01	492,702.21	464,233.48	472,189.24	4	21,246.27	0.00	21,246.27		
760189 Wyldean & Bill Saxton Chair for the Director of the Fred Jones Jr. Museum	494,620.01	519,128.97	491,777.96	601,842.82	4	32,682.90	11,908.77	34,491.68		
760190 Shusterman Chair in Modern Israel Studies	543,496.52	562,483.05	517,469.73	641,149.77	4	24,961.74	65,795.40	90,147.14		
760191 Shusterman Professorship of Jewish Religious and Intellectual History	229,212.70	248,648.68	239,357.51	239,072.87	4	10,768.28	(0.00)	10,768.28		
760192 Homer L. Dodge Endowed Chair in Atomic, Molecular & Chemical Physics	1,105,208.15	1,143,817.53	1,052,282.29	1,100,436.99	4	49,519.82	189,843.42	239,363.04		
760193 Homer L. Dodge Chair in Astrophysics	1,082,836.59	1,120,644.44	1,020,982.05	1,078,161.02	4	46,617.26	118,298.28	166,816.62		
760194 Howard & Suzanne Kaufman Chair in Engineering	917,090.13	994,854.33	957,679.92	996,641.46	4	43,044.87	0.00	43,044.87		
760195 Nem. Vincent Buggs Professorship of Engineering	229,212.70	248,648.68	239,357.51	239,072.87	4	10,768.28	(0.00)	10,768.28		
760196 John and Mary Moore Chair in Engineering	458,425.41	497,297.37	478,715.01	478,146.93	4	21,616.67	0.00	21,616.67		
760197 Kaiser Family Foundation/Tulsa Community Chair in Infant/Toddler Education	937,955.55	1,016,780.45	957,430.04	970,722.01	4	43,682.49	0.00	43,682.49		
760198 David C. Steed Chair in Accounting (Formerly Steed Professorship #3)	768,260.57	823,950.89	766,081.02	796,097.49	4	36,374.39	(0.00)	36,374.39		
760199 Dr. David W. Franke Professorship on Computer Science	253,287.27	274,377.84	252,420.45	260,028.62	4	11,701.28	0.00	11,701.28		
760200 Luke E. Cobett Chair in Exploration and Development to Geosciences	530,232.51	568,795.67	540,940.90	527,943.03	4	23,757.44	40,744.30	64,501.74		
760201 May Lou Milner Curver Professorship #1 (Fine Arts)	256,642.78	265,608.35	252,420.45	258,228.86	4	11,620.07	20,174.84	31,794.91		
760202 May Lou Milner Curver Professorship #2 (Fine Arts)	253,287.27	274,377.84	252,420.45	260,028.62	4	11,701.28	0.00	11,701.28		
760203 The Mewbourne Chair in Petroleum Engineering #6	476,328.15	534,724.50	504,840.90	606,297.86	4	22,738.40	0.00	22,738.40		
760204 Conoco Phillips Visiting Chair in Petroleum Geology/Geophysics	488,933.76	493,219.47	403,872.72	412,008.66	4	18,640.99	18,609.58	37,149.97		
760205 ONEOK Chair in Natural Gas Engineering and Management	446,628.47	484,038.28	454,356.81	461,674.62	4	20,776.96	0.00	20,776.96		
760206 Conoco Phillips Professorship of International and Area Studies #5	259,429.57	281,620.30	283,286.42	274,778.77	4	12,966.04	(0.00)	12,966.04		
760207 Chesapeake Energy Corporation Chair #1	726,755.39	788,055.57	757,261.35	767,367.60	4	34,081.09	0.00	34,081.09		
760208 Shannon Galt Chair in Debate	1,019,511.34	1,099,511.34	1,009,940.81	1,040,114.08	4	46,806.18	(0.00)	46,806.18		
760209 Wick Cary Endowed Prof. at the Center for America's Constitutional Heritage	314,823.15	325,821.20	306,272.93	316,639.09	4	14,203.76	21,113.26	35,317.02		
760209 Wick Cary Endowed Prof. at the Institute for Quality Communities	307,224.88	332,914.80	306,272.93	316,470.87	4	14,196.19	0.00	14,196.19		
760210 Charles C. & Virginia Ann Weddle Prof in Accounting	224,404.70	252,244.06	256,087.29	237,678.69	4	10,691.04	16,749.42	27,440.46		
Subtotal, OU:	10,482,217.71	11,081,802.78	11,436,189.40	11,635,073.32		6,168,488.30	1,706,218.66	6,923,706.96		
OU Health Sciences Center										
770001 Carl J. Herzog Chair in Dermatology	1,052,263.12	1,089,022.91	1,001,872.87	1,047,719.67	4	47,147.98	137,909.09	185,056.47		
770002 Laureate Psychiatric Chair in Molecular Medicine #1	1,451,639.98	1,674,618.22	1,614,618.22	1,614,467.48	4	68,162.88	0.00	68,162.88		
770003 Laureate Psychiatric Chair in Molecular Medicine #2	1,666,138.82	1,807,480.79	1,741,049.85	1,738,212.03	4	78,819.84	(0.00)	78,819.84		
770004 Hobbs-Recknagel Cent Chair in Pediatric Research	1,124,969.80	1,220,886.47	1,176,663.30	1,173,636.19	4	62,813.63	0.00	62,813.63		
770005 C.R. Anthony Centennial Chair in Pediatrics	1,203,889.26	1,306,166.36	1,268,681.01	1,266,242.21	4	66,630.90	0.00	66,630.90		
770006 James A. Merrill Chair of Obstetrics and Gynecology	737,224.48	762,978.70	734,948.74	746,060.64	4	33,627.28	33,967.74	67,496.02		

OKLAHOMA STATE REGENTS' ENDOWMENT TRUST FUND—2015 DISTRIBUTION SCHEDULE

Account	Account Balance 6/30/15	Account Balance, 6/30/14	Account Balance, 6/30/13	3-year average Mkt. Value	# Qtrs	F 110 Available Distribution	F 114 Carryover	Total Available Distribution	Distribution n
770007 Mosier Centennial Chair in Pharmaceutical Sciences	1,373,187.25	1,421,188.53	1,307,428.77	1,367,288.28	4	61,626.62	603,347.36	664,973.98	
770008 Lloyd Rader Chair in Pathology	22,148.34	241,039.28	252,772.92	231,983.86	4	10,459.26	(0.00)	10,459.26	
770009 Frances & Malcolm Robinson Chair in Gastroenterology	738,832.99	801,838.25	773,283.10	771,324.11	4	34,709.66	0.00	34,709.66	
770010 James R. McEldowney Chair of Immunology	1,019,629.90	1,206,177.56	1,173,186.63	1,132,597.67	4	50,984.69	(0.00)	50,984.69	
770011 John S. Gammill Chair in Polycystic Kidney Disease	1,583,143.78	1,717,421.43	1,664,360.66	1,661,638.69	4	74,323.74	0.00	74,323.74	
770012 Dean A. McGee Chair in Ophthalmology	677,253.27	784,729.89	707,787.76	708,684.30	4	31,796.29	0.00	31,796.29	
770013 Arnold & Elean Ungerman Chair in Psychiatry	765,965.83	830,067.16	800,644.72	792,165.90	4	36,982.02	0.00	36,982.02	
770014 Richard and Adeline Fleischaker Chair of Dermatology Research	900,473.54	931,930.71	867,361.95	896,686.40	4	40,846.94	189,320.16	229,667.60	
770015 John W. Records Chair in Obstetrics & Gynecology	695,710.16	764,717.89	726,996.24	726,808.10	4	32,661.96	0.00	32,661.96	
770016 Chair in Child Neurology	664,998.89	713,626.46	688,968.16	689,181.16	4	31,012.25	8,121.73	39,133.98	
770017 Lawrence N. Uybinh Chair in Medicine (6/21/03)	660,609.95	716,840.26	690,212.66	689,187.83	4	31,013.44	0.00	31,013.44	
770018 Kimberly V. Talley Chair in Medical Genetics (formerly Children's)	1,064,842.48	1,166,168.19	1,112,720.66	1,110,507.11	4	49,990.82	0.00	49,990.82	
770019 Natalie O. Warren Chair of Medicine	842,382.53	913,890.06	880,268.18	878,828.68	4	39,647.06	(0.00)	39,647.06	
770020 Chair in Orthodontics	694,739.75	763,664.76	726,976.99	724,793.94	4	32,616.72	0.00	32,616.72	
770021 Francis Duffy Professorship of Oncology	361,552.17	376,292.64	364,670.73	368,148.46	4	16,666.66	12,902.69	29,469.37	
770022 Virginia Bruce Rumsey-Jean Hulsey Rumsey Chair in Pulmonary	644,222.03	698,877.00	678,493.01	672,197.94	4	30,248.88	(0.00)	30,248.88	
770023 Don H. O'Donoghue Chair in Orthopedic Surgery	485,928.13	627,142.61	607,776.69	606,949.14	4	22,812.71	(0.00)	22,812.71	
770024 Ben Johnson Chair in Pediatric Cancer Research (formerly Child's)	1,131,513.10	1,227,469.81	1,182,988.73	1,180,461.78	4	63,120.78	(0.00)	63,120.78	
770025 Founders of Doctors Hospital Chair in Family Medicine	1,179,079.05	1,279,653.80	1,232,036.41	1,230,036.42	4	66,363.64	0.00	66,363.64	
770026 Paul and Ruth Jonas Chair in Cancer	969,629.29	1,134,740.67	1,029,839.34	1,029,839.34	4	46,824.84	0.00	46,824.84	
770027 Paul and Ruth Jonas Chair in Diabetes	995,878.08	1,030,668.11	992,803.92	1,006,460.03	4	46,290.25	45,885.25	91,175.60	
770028 Paul and Ruth Jonas Chair in Mental Health	968,247.97	1,061,222.49	1,013,486.23	1,013,662.23	4	46,614.36	(0.00)	46,614.36	
770029 Presbyterian Health Foundation Chair in Pathology	1,267,903.40	1,312,198.39	1,307,195.44	1,293,428.74	4	66,909.29	778,866.58	845,775.87	
770030 John L. Piewer Chair in Anesthesiology	1,046,194.65	1,137,385.64	1,094,594.24	1,093,659.24	4	46,209.27	(0.00)	46,209.27	
770031 William E. Brown Professorship of Dentistry	652,901.46	708,277.94	682,267.66	681,146.66	4	30,661.66	(0.39)	30,661.17	
770032 Shepard Thompson Clingan Chair in Surgery (6/27/95)	907,908.93	966,676.92	960,147.73	947,910.86	4	42,666.99	0.00	42,666.99	
770033 Hillcrest Chair of Obstetrics and Gynecology (Tulsa)	601,832.61	662,877.64	628,892.63	627,867.69	4	28,254.04	(0.00)	28,254.04	
770034 Gene Prof. of Otorhinolaryngology	203,623.25	248,763.48	236,732.16	237,732.16	4	10,217.44	0.00	10,217.44	
770035 Ed Miller Chair in Molecular Biology (formerly MOST)	1,125,605.88	1,221,076.26	1,221,076.26	1,174,299.03	4	62,843.46	0.00	62,843.46	
770036 William K. Warren Chair of Diabetes Studies	1,294,490.15	1,466,883.39	1,390,860.66	1,390,721.37	4	62,132.46	0.00	62,132.46	
770037 Alfred M. Shadler Professorship of Pathology	339,266.25	382,246.77	404,048.27	376,187.10	4	16,883.42	(0.00)	16,883.42	
770038 Herbert Dorothy Longenecker Chair in Geriatric Pharmacy (11/17/94)	526,411.81	671,060.44	650,301.49	646,198.68	4	24,718.39	0.00	24,718.39	
770039 Edward L. Gayford Chair in Ophthalmology	1,044,830.02	1,138,448.32	1,091,808.21	1,090,028.86	4	49,061.90	0.00	49,061.90	
770040 James P. Luton Chair in Ophthalmology	527,757.42	672,619.68	661,486.72	660,587.94	4	24,776.46	0.00	24,776.46	
770041 Beba McIntire Chair in Neonatal Research #6 (formerly #6)	774,480.11	840,168.41	809,302.69	807,983.74	4	36,969.27	0.00	36,969.27	
770042 Jordan Heartland Professorship of Pathology Houseside/Educator	373,576.20	350,033.62	367,966.14	376,261.96	4	17,021.94	98,475.49	115,497.43	
770043 G. Rainey Williams Research Professorship	413,238.29	448,387.60	431,818.62	431,114.77	4	19,400.16	0.00	19,400.16	
770044 Kathryn G. and Doss Owen Lynn M.C. Chair in Neurology	520,296.76	564,426.26	543,690.61	542,804.64	4	24,426.20	(0.00)	24,426.20	
770045 G. Rainey Williams, M.D. Chair in Surgical Breast Oncology	2,182,372.61	2,367,472.72	2,230,497.66	2,276,780.96	4	102,466.14	(0.00)	102,466.14	
770046 Rainbolt Family Chair in Child Psychiatry	411,025.10	446,886.60	429,606.62	428,606.64	4	19,296.26	0.00	19,296.26	
770047 Donald W. Reynolds Professorship of Geriatrics	1,059,820.70	1,149,792.89	1,109,082.24	1,108,216.28	4	49,779.69	0.00	49,779.69	
770048 Esther & Ted Greenberg Professorship of Neurosurgery	714,380.38	739,896.67	680,170.36	711,396.77	4	32,008.81	246,108.97	278,117.78	
770049 Jill Putman Jones Professorship of Physical Therapy	377,137.05	404,476.02	386,134.31	388,916.46	4	17,501.20	169,054.82	186,556.02	
770050 M.G. McCoil Chair in Ophthalmology	428,977.77	466,469.91	469,826.89	466,086.12	4	20,479.42	(0.00)	20,479.42	
770051 Founders & Associates Professorship of Family Medicine	212,645.78	220,681.83	222,208.86	221,844.72	4	9,983.02	0.00	9,983.02	
770052 James Carter Todd Professorship of Cancer Research	418,213.71	463,894.92	437,017.66	436,305.43	4	19,639.74	0.00	19,639.74	
770053 Lorene Cooper Hasbrouck Professorship of Rural Health	329,657.03	367,617.22	344,479.26	343,917.84	4	16,476.30	(0.00)	16,476.30	
770054 Mary Louise Todd Professorship of Cardiovascular Research	406,290.17	440,789.22	424,647.66	423,866.66	4	19,073.60	(0.00)	19,073.60	
770055 CMRI #9 Paula Milburn Miller Chair in Pediatric Surgery (Public)	1,075,648.38	1,166,861.76	1,124,016.96	1,122,182.20	4	60,496.20	0.00	60,496.20	
770056 CMRI Griffin Family Chair in Gastroenterology/Pediatrics #10 (P)	582,518.94	662,868.68	656,623.45	656,003.69	4	26,100.17	52,845.18	78,945.36	
770060 Russell J. Stratton Professorship of Dentistry	437,330.06	474,422.66	466,993.62	466,248.74	4	20,631.20	0.00	20,631.20	
770061 The Morningside Endowed Leadership (Hillcrest) Chair in Medicine	906,344.13	963,216.81	947,096.66	946,562.13	4	42,549.66	(0.00)	42,549.66	
770062 OK State Assoc. of Pathologists Professorship in Pathology	285,579.54	312,201.32	296,796.66	299,192.14	4	13,466.66	80,866.92	94,333.58	
770063 formerly Brumback	201,042.29	218,093.89	210,081.66	209,739.28	4	9,438.27	0.00	9,438.27	
770064 Dr. Henry Freede Chair in Orthopedic Surgery	431,250.98	467,828.44	460,647.62	449,509.08	4	20,246.91	(0.00)	20,246.91	
770065 CMRI #6 Jean Gummerson Endowed Chair in Clinical Child Psycho	804,588.17	866,387.70	840,674.21	843,616.69	4	37,962.76	0.00	37,962.76	
770066 A. Earl and Frances Zaigler Prof. in Nursing	363,804.33	610,166.84	686,130.80	696,369.99	4	26,386.38	0.00	26,386.38	
770067 CMRI (Shawn Walters Pediatric Research #7)	1,395,767.67	1,614,166.03	1,468,816.46	1,466,249.72	4	66,651.24	0.00	66,651.24	
770068 Warren Crosby Chair in Obstetrics & Gynecology	471,620.05	511,621.12	492,626.10	492,022.42	4	22,141.01	(0.00)	22,141.01	
770069 Chair in Neurosciences	414,192.94	449,374.80	436,192.31	433,268.36	4	19,496.40	0.00	19,496.40	
770070 Donald W. Reynolds Chair of Geriatrics #2	941,278.33	1,022,165.49	1,000,169.50	987,894.44	4	44,463.90	0.00	44,463.90	
770071 Donald W. Reynolds Chair in Geriatrics #3	941,278.33	1,022,165.49	1,000,169.50	987,894.44	4	44,463.90	0.00	44,463.90	
770072 Donald W. Reynolds Chair in Geriatrics #4	977,537.23	1,067,809.82	1,028,220.64	1,023,522.66	4	46,076.62	40,749.75	86,826.37	
770073 Donald W. Reynolds Chair in Geriatrics #5	921,705.23	1,000,364.46	966,706.34	962,688.67	4	43,316.49	0.00	43,316.49	
770074 Paul E. Dietze, M.D. Chair in Family Medicine	686,464.68	712,616.60	727,360.77	709,443.66	4	31,924.96	32,809.91	64,734.87	
770075 The Henry Freede Chair in Orthopedic Surgery (Medical/Surgical Nurs	201,042.29	218,093.89	210,081.66	209,739.28	4	9,438.27	0.00	9,438.27	
770076 Edward and Helen Bartlett Foundation Chair in Public Health	480,694.43	637,892.79	604,465.64	607,680.29	4	22,846.61	0.00	22,846.61	
770078 CMRI Patricia Browne Chair in Pediatrics #11 (public)	1,426,889.76	1,547,912.83	1,488,616.30	1,488,616.30	4	66,987.73	(0.00)	66,987.73	
770080 CMRI #12 (public) W&M/Sam's Club Chair in Nephrology	1,030,230.70	1,066,220.81	980,895.33	1,026,782.28	4	46,160.20	189,741.24	235,901.44	
770082 CMRI #13 (public) Trapp Lowellen	1,017,662.65	1,103,672.07	1,062,669.51	1,061,468.06	4	47,766.96	0.00	47,766.96	
770084 CMRI #14, Chair in Pediatrics- College of Medicine (public)	493,270.99	752,111.14	734,598.74	728,838.96	4	32,849.71	(0.00)	32,849.71	
770085 Virginia Kerley Cade Chair in Cancer Treatment #02	1,964,551.00	2,036,779.32	1,872,863.66	1,967,731.39	4	88,097.91	887,323.43	975,421.34	
770086 Dr. & Mrs. WW Kerley & Mr. & Mrs. Cash Cade Chair in Cancer	1,135,701.10	1,266,747.03	1,196,264.04	1,196,264.04	4	63,786.63	31,260.01	95,046.64	
770087 Presbyterian Health Foundation Chair in Otorhinolaryngology	1,125,115.73	1,230,648.64	1,176,708.74	1,173,787.67	4	62,820.46	0.00	62,820.46	

OKLAHOMA STATE REGENTS' ENDOWMENT TRUST FUND--2015 DISTRIBUTION SCHEDULE

Account	Account Balance 6/30/15	Account Balance 6/30/14	Account Balance 6/30/13	Three-year average	Mrkt. Value	# Qtrs	F 110 Available Distribution	F 114 Carryover	Total Available Distribution	Distribution
770088 The Donald Welk, DDS Professorship in Restorative Dentistry	247,487.81	268,478.86	268,616.01	268,194.22	4	11,618.74	(0.00)	11,618.74		
770089 CMRI #9 Dewayne Matcoe Endowed Chair in Hematology/Oncology	872,622.53	903,068.06	850,516.62	868,834.74	4	39,097.66	390,150.01	429,247.57		
770090 The C. S. Lewis, Jr., M.D. Professorship on Internal Medicine-Tulsa	232,714.08	274,148.27	284,075.74	269,646.96	4	11,864.09	0.00	11,864.09		
770091 Elizabeth Merrick Coe Chair in Breast Imaging	617,438.67	630,008.29	687,870.96	614,772.64	4	27,664.77	60,092.30	87,757.07		
770093 CMRI #15 Edith Kinney Gaylord Chair in Pediatric Medicine (public)	962,857.38	1,044,395.43	1,005,915.93	1,004,389.68	4	46,197.63	0.00	46,197.63		
770094 Donald W. Reynolds Chair in Genetics #6	947,919.93	1,126,955.96	1,036,770.96	1,037,289.99	4	46,676.80	64,020.75	110,696.66		
770095 Donald W. Reynolds Chair in Genetics #7	871,410.92	1,014,802.47	986,858.37	967,630.68	4	43,006.08	7,911.74	50,917.81		
770096 Donald W. Reynolds Chair in Genetics #8	1,066,370.92	1,103,623.55	1,015,304.88	1,061,766.46	4	47,779.49	181,164.04	228,943.63		
770097 Donald W. Reynolds Chair in Genetics #9	882,948.99	1,012,177.03	1,055,164.61	983,430.21	4	44,264.96	0.00	44,264.96		
770098 Donald W. Reynolds Chair in Genetics #10	1,066,370.92	1,103,623.55	1,015,304.88	1,061,766.46	4	47,779.49	181,164.04	228,943.63		
770102 CMRI #10 James Paul Linn Chair in Pediatrics (Public)	980,403.95	1,093,647.24	1,025,386.75	1,023,146.98	4	46,041.67	0.00	46,041.67		
770103 Will and Helen Webster Chair in Arrhythmia Research	996,133.93	1,080,622.01	1,040,922.60	1,039,226.18	4	46,766.18	0.00	46,766.18		
770104 Stuart Colter Miller Professorship in Allied Health	320,956.65	348,178.90	335,387.66	334,841.07	4	16,067.86	0.00	16,067.86		
770105 Paul H. & Doris Eaton Travis Chair in Endocrinology	1,182,408.53	1,223,714.83	1,125,785.72	1,177,338.03	4	62,978.64	191,008.57	243,987.21		
770106 Paul H. & Doris Eaton Travis Chair in Thoracic Surgery	949,645.65	1,031,730.40	993,118.89	991,438.28	4	44,617.42	(0.00)	44,617.42		
770107 The Founders and Associates Endowed Chair in Family Medicine	439,228.61	476,814.66	480,699.10	465,680.46	4	20,961.12	(0.00)	20,961.12		
770108 Nancy Gullam Professorship in Speech Pathology	271,973.21	286,890.66	269,040.67	276,968.18	4	12,418.67	14,602.44	27,021.01		
770109 Chair in Hematology	1,035,865.51	1,152,606.18	1,099,883.83	1,096,118.61	4	49,326.33	(0.00)	49,326.33		
770110 Thomas Acres Chair in Ophthalmology (Formerly Low Vision Rehab)	1,045,080.27	1,173,715.61	1,079,787.74	1,093,627.87	4	49,478.76	12,223.32	61,702.07		
770111 Elton Bowman Professorship in Physical Therapy	371,461.67	409,476.46	394,632.42	397,980.48	4	17,720.67	0.00	17,720.67		
770112 John Slack Burton M.D. Professorship in Medical Humanities	338,059.80	368,534.38	355,046.95	363,880.37	4	16,924.62	74,588.04	90,612.66		
770113 Harns Family Foundation Surgery Library Professorship	297,371.96	322,599.86	310,742.55	310,238.12	4	13,960.03	(0.00)	13,960.03		
770114 John H. Hollman Professorship of Pathology Undergrad Medical Ed	407,155.40	421,378.98	387,657.67	408,397.96	4	18,242.98	138,412.26	166,718.14		
770115 Henry Wilkins Chair in Neurosurgery	453,794.18	492,207.34	492,207.34	494,744.76	4	21,800.84	(0.00)	21,800.84		
770116 Bob G. Eaton Chair in Radiological Sciences	549,017.27	609,984.77	573,828.34	677,610.13	4	26,992.46	0.00	26,992.46		
770117 The H. T. Shillingburg, D.D.S. Professorship in Fixed Prosthodontics	315,008.83	341,726.64	329,172.57	328,696.01	4	14,788.62	0.00	14,788.62		
770118 Chair in Gynecologic Oncology	606,307.63	638,695.67	649,289.56	638,097.62	4	26,714.39	(0.00)	26,714.39		
770119 Stewart Wall Chair in Internal Medicine	1,151,672.13	1,232,556.27	1,132,556.27	1,144,021.81	4	65,692.79	65,692.79	131,385.58		
770120 Professorship of Psychiatric Education	259,427.97	281,443.12	271,272.45	270,714.62	4	12,182.16	0.00	12,182.16		
770121 Endowed Chair for the College of Pharmacy	752,167.08	779,478.25	717,099.65	749,914.99	4	30,746.17	256,149.73	286,895.91		
770122 Onley Foundation Chair in Program for Assertive Community Treatment	978,150.18	1,052,283.40	997,914.78	1,009,449.46	4	46,426.23	(0.00)	46,426.23		
770123 Robert G. Gardner, Jr. Chair in Surgery	486,978.76	526,112.72	506,798.62	508,988.70	4	22,769.14	0.00	22,769.14		
770124 Endowed Professorship in Developmental Disabilities	265,538.45	274,814.78	259,140.17	266,497.80	4	11,992.40	17,637.48	29,629.88		
770125 Chair in Perinatal Research	752,602.32	842,471.77	823,245.92	806,906.67	4	36,266.80	31,938.13	68,204.93		
770126 Robert and Doris Klazuba Chair in Nursing (transfer from OU acct funded)	264,544.33	273,785.93	251,875.91	263,402.06	4	11,869.09	45,441.21	57,300.30		
770127 CMRI E.L. & Thelma Gaylord Research Chair in Hematology & Oncology	338,721.17	394,154.00	394,771.82	382,649.00	4	39,714.70	0.00	39,714.70		
770128 Samuel Nobel Foundation Chair in Cancer Research	1,579,628.47	1,743,036.60	1,639,432.17	1,654,031.08	4	74,481.40	(0.00)	74,481.40		
770129 CMRI/Chickasaw Nation Research Chair for Pediatric Diabetes (Public)	1,002,107.20	1,037,114.85	954,118.60	997,780.22	4	44,900.11	114,739.13	159,639.24		
770130 Chickasaw Nation Chair in Diabetes	947,931.02	994,133.42	957,637.59	966,667.34	4	43,496.63	31,896.04	75,392.67		
770131 Rainbolt Family Chair in Cancer Research	1,862,145.84	2,052,288.39	1,925,436.03	1,946,622.76	4	87,698.02	29,673.88	117,371.90		
770132 Choctaw Nation Chair in Adult Endocrinology	516,112.47	539,696.70	526,141.14	538,984.10	4	24,029.28	58,262.89	82,292.18		
770133 Don W. Reynolds Chair in Aging Research #1	915,802.17	994,214.18	974,905.78	961,640.71	4	43,273.63	0.00	43,273.63		
770134 Don W. Reynolds Chair in Aging Research #2	963,322.38	1,072,137.46	987,071.97	1,007,610.80	4	46,397.96	47,935.74	94,333.70		
770135 Don W. Reynolds Chair in Aging Research #3	914,792.56	993,161.26	958,610.22	966,621.36	4	43,998.46	(0.00)	43,998.46		
770136 Don W. Reynolds Chair in Aging Research #4	972,241.40	1,039,932.09	1,010,062.50	1,007,445.33	4	45,536.04	56,880.22	102,416.26		
770137 Nancy Johnston Records Chair in Oncology	2,763,020.38	2,859,543.82	2,630,705.72	2,761,089.97	4	123,799.06	474,608.55	608,407.60		
770138 Jim and Christy Everest Chair in Cancer Research	2,160,851.21	2,236,338.46	2,057,373.04	2,161,620.91	4	96,618.44	168,065.92	264,684.36		
770139 Jim and Christy Everest Chair in Cancer Development & Therapy Research	472,756.09	512,852.55	494,025.12	493,211.25	4	22,194.61	(0.00)	22,194.61		
770140 Harold Hamm Chair in Adult Diabetes Research	1,105,208.15	1,143,817.53	1,052,282.29	1,100,436.99	4	46,619.62	189,843.42	256,463.04		
770141 Harold Hamm Chair in Clinical Diabetes Research	1,107,519.29	1,199,866.55	1,137,465.82	1,148,283.89	4	61,672.78	100,381.03	162,053.80		
770142 Harold Hamm Chair in Adult Diabetes Clinical Care	1,657,812.23	1,715,726.29	1,576,423.43	1,660,663.98	4	74,279.43	284,765.13	359,044.66		
770143 Presbyterian Health Foundation Professorship in Micro & Immunology	228,907.68	248,672.00	249,222.81	242,367.60	4	10,902.04	(0.00)	10,902.04		
770144 CMRI Paul and Ann Milburn Endowed Research Chair in Ped. Nephrology	152,735.12	165,689.24	159,696.59	160,943.66	4	7,170.46	(0.00)	7,170.46		
770145 Virginia Keeley Cade Chair in Cancer Development	1,829,837.34	1,988,266.83	1,915,275.18	1,912,119.91	4	86,045.40	(0.00)	86,045.40		
770146 CMRI Choctaw Nation Chair for Pediatric Endocrinology (Public)	1,105,208.15	1,143,817.53	1,052,282.29	1,100,436.99	4	46,619.62	189,843.42	256,463.04		
770147 CMRI Express Personnel Pediatric Emergency Medicine Chair (Public)	1,105,208.15	1,143,817.53	1,052,282.29	1,100,436.99	4	46,619.62	189,843.42	256,463.04		
770148 CMRI C.F. Anthony #2 Pediatric Pulmonology	552,604.08	571,908.76	526,141.14	560,217.99	4	24,769.81	94,921.71	119,691.62		
770149 Cecilia Miller Professorship in Rheumatology, Immunology & Allergy	445,278.66	460,934.04	423,955.29	443,966.00	4	19,961.02	34,216.26	54,177.27		
770150 Donna L. Wong Professorship in Pediatric Nursing	270,954.12	280,419.64	257,978.75	269,784.17	4	12,140.29	20,820.75	32,961.03		
770151 Robert W. and Elaine B. Lykins Chair in Anesthesiology	979,705.52	1,062,075.97	1,009,681.81	1,017,164.43	4	46,771.96	0.00	46,771.96		
770152 Warren Jackman Chair in Electrophysiology	672,158.79	695,640.01	639,970.66	669,266.48	4	30,116.64	51,650.25	81,766.79		
770153 Sandra K. and Edward L. Gilliland Chair in Nuclear Pharmacy	489,232.45	531,037.99	503,840.90	508,677.21	4	22,886.97	42,285.93	65,172.90		
770154 Funnell-Strebel Professorship in Obstetrics & Gynecology	265,342.14	274,611.61	252,635.51	264,196.42	4	11,888.84	20,389.51	32,278.35		
770155 Andy Sullivan Chair in Orthopedic Resident Education (Formerly Dept of)	541,813.40	587,367.31	558,391.40	602,624.04	4	26,318.66	0.00	26,318.66		
770156 Ethel McElwre Chair in Alzheimer's Disease Research	979,705.52	1,062,075.97	1,009,681.81	1,017,164.43	4	46,771.96	0.00	46,771.96		
770157 John E. Sisco III, MD Professorship in Anesthesiology	245,278.66	265,342.14	245,278.66	245,278.66	4	11,442.99	0.00	11,442.99		
770158 CMRI #19 Department of Pediatrics - Paul Milburn (Public)	489,232.45	531,037.99	503,840.90	508,677.21	4	22,886.97	(0.00)	22,886.97		
770159 Richard T. Anderson Chair in Neuroscience	530,232.51	548,755.67	504,840.90	527,948.03	4	23,767.44	40,744.30	64,511.74		
770160 Joanne Moore Professorship in Pharmacology	365,350.62	374,620.39	323,643.59	364,204.87	4	11,869.22	20,390.16	32,259.38		
770161 Harold L. Boyer/Mark Allen Everett Chair in Dermatology	550,232.45	569,519.45	523,943.07	547,919.54	4	24,656.97	42,285.93	66,942.90		
770162 James Park Lewar, M.D. Professorship in Pathology	265,342.14	270,451.77	252,635.54	262,533.54	4	11,740.09	14,751.88	26,491.97		
770163 CMRI #21 Emil Stratton, M.D. Endowed Research Chair in Pediatrics (publ)	550,232.51	548,755.67	504,840.90	527,948.03	4	23,767.44	40,744.30	64,511.74		
770164 CMRI #24 Inasmuch Foundation Endowed Research Chair in Pediatrics (publ)	689,302.27	713,382.37	656,293.17	686,326.94	4	30,884.67	52,967.59	83,852.26		
770165 CMRI #25 R.A. Herring/J.R. Seely MD/R.K. Chiles Endowed Research Ch	530,232.51	548,755.67	504,840.90	527,948.03	4	23,767.44	40,744.30	64,511.74		

OKLAHOMA STATE REGENTS' ENDOWMENT TRUST FUND—2015 DISTRIBUTION SCHEDULE

Account	Account Balance, 6/30/15	Account Balance, 6/30/14	Account Balance, 6/30/13	Three-year Average	Mrkt. Value	# Qtrs	F 110 Available	F 110 Distribution	Total Available	Distribution
770186 Donald D. Albers, MD Chair in Urology	1,007,441.77	1,042,635.78	959,197.72	1,003,091.76	4	46,139.13	77,414.18	122,553.31		
770187 James H. Limb, MD Chair in Neurology	516,566.45	541,815.53	504,840.90	521,214.50	4	23,464.64	27,360.86	60,818.30		
770188 CMRF #27/Chair in Gender Studies Endowed	489,832.75	511,033.99	494,840.90	508,677.21	4	22,856.97	(0.00)	22,856.97		
770189 Libby Warren Blankenship Professorship of Medical Breast Oncology	265,116.26	274,377.84	252,420.45	263,971.61	4	11,878.72	20,372.15	32,250.87		
770170 Graduate Alumni Chair in Orthodontics (Upgrade from Prof.)	380,505.07	426,504.98	392,373.46	399,794.60	4	17,990.76	(0.00)	17,990.76		
770171 CMRF/Cash Family Chair in Pediatric Diabetes	979,705.52	1,062,075.97	1,009,681.81	1,017,164.48	4	46,771.96	0.00	46,771.96		
770172 CMRF/Arthur Foundation, OK Chapter Endowed Research Chair Pediatric	330,232.51	548,755.67	504,840.90	527,943.03	4	23,707.44	40,744.30	64,601.74		
770173A Donald W. Reynolds Chair in Aging Research #6	926,284.60	1,032,448.63	2,019,363.61	1,826,082.28	4	69,671.46	(0.00)	69,671.46		
770173B Donald W. Reynolds Chair in Aging Research #6	1,048,079.87	1,097,511.34	1,072,796.60	1,072,796.60	4	48,276.80	39,770.43	88,046.23		
770174 Inamuch Endowed Chair in Cancer Screening Outreach & Education	1,051,905.21	1,088,652.50	1,009,681.81	1,060,079.84	4	47,263.69	81,289.28	128,642.88		
770175 Professorship of Microbiology	219,843.69	239,942.46	252,420.45	237,088.67	4	10,688.10	(0.00)	10,688.10		
770176-77 Gaylord Foundation Endowed Chair in Cancer Palliative Care	1,985,535.88	2,114,938.74	2,019,363.62	2,039,946.08	4	91,797.67	34,891.79	126,689.36		
770178 Steven E. Moore Chair in Head and Neck Cancer	1,275,194.15	1,381,408.78	1,272,199.08	1,309,600.67	4	66,982.08	(0.00)	66,982.08		
770179 Gary McKinney Chair in Bone Marrow Disease	495,062.75	513,229.76	504,840.90	504,877.80	4	22,697.00	37,700.53	60,397.53		
770180 Max Eager Anderson Chair in Cancer Clinical Trials	1,015,737.69	1,100,315.49	1,012,261.54	1,042,771.67	4	46,924.72	0.00	46,924.72		
770181 Phil and Fern Ashby Professorship	302,149.29	338,676.64	311,573.67	317,466.63	4	14,286.99	0.00	14,286.99		
770183 Louise and Clay Bennett Chair in Cancer	1,590,697.54	1,646,267.02	1,534,522.71	1,688,829.09	4	71,272.81	122,232.91	193,605.22		
770184 Jesus E. Medina MD Chair in Otolaryngology	512,330.77	574,267.32	528,310.96	638,303.02	4	24,223.64	(0.00)	24,223.64		
770185 CMRF/Dr. Geoffrey P. Altshuler Founder Endowed Research Chair in Pediat	1,060,465.03	1,097,511.34	1,009,681.81	1,066,886.06	4	47,614.87	81,488.61	129,008.48		
770186 CMRF/Harris D. Riley Jr. MD Endowed Research Chair Pediatric Educ.	489,281.31	531,153.26	494,943.89	504,877.80	4	23,890.60	(0.00)	23,890.60		
770187 CMRF Endowed Chair in Pediatric Medical Genetics #1	1,060,465.03	1,097,511.34	1,009,681.81	1,066,886.06	4	47,614.87	81,488.61	129,008.48		
770188 CMRF Endowed Chair in Pediatric Medical Genetics #2	330,232.51	548,755.67	1,009,681.81	696,223.38	4	31,380.06	52,102.88	83,482.98		
770188A CMRF Endowed Research Professorship (split and renamed in March 2014)	488,594.88	548,755.67	518,670.28	518,670.28	4	23,940.16	(0.00)	23,940.16		
770189 CMRF Endowed Research Professorship in Pediatrics formerly Unnamed (C	954,418.42	968,713.63	968,713.63	968,713.63	4	42,688.89	73,338.74	116,028.19		
Subtotal, OUHSC	141,738,986.06	152,256,324.17	144,476,289.46	146,687,681.86		6,600,946.86	8,486,076.63	16,087,028.31		
OU - Tulsa										
765001 Gusman Addison Chair in Cancer	925,185.88	1,041,200.17	957,877.00	978,067.69	4	44,010.96	18,981.39	62,996.39		
765002 Julian Rothbaum Chair in Community Health Research	926,184.21	1,004,737.83	967,852.71	968,268.26	4	43,481.62	0.00	43,481.62		
765003 Odey Chair in Brain Imaging	981,250.41	1,015,529.44	957,637.59	994,805.81	4	44,316.26	65,150.90	109,467.16		
765004 Kaiser Chair in Medical Informatics - Chair #1	916,408.86	994,133.41	957,637.58	966,069.96	4	43,022.70	(0.00)	43,022.70		
765005 Kaiser Chair in Community Medicine Research - Chair #2	949,201.20	994,133.41	957,637.59	966,069.96	4	43,022.70	32,856.59	75,879.29		
765006 Kaiser Chair in Emergency Medicine - Chair #3	916,408.86	994,133.41	957,637.59	966,069.96	4	43,022.70	(0.00)	43,022.70		
765007 Kaiser Steven Landgarten Medical Leadership - Chair #4	916,408.86	994,133.41	957,637.59	966,069.96	4	43,022.70	(0.00)	43,022.70		
765008 Kaiser Chair in Pulmonary and Critical Care - Chair #5	916,408.86	994,133.41	957,637.59	966,069.96	4	43,022.70	195.18	43,220.88		
765009 Hill Chair in Diabetes	916,408.86	994,133.41	957,637.59	966,069.96	4	43,022.70	(0.02)	43,022.68		
765010 George Kaiser Family Foundation Chair in Medical Education (formerly #6)	979,705.52	1,062,075.97	1,009,681.81	1,017,164.48	4	46,771.96	0.00	46,771.96		
765011 George Kaiser Family Foundation Chair in Public Health Epidemiology (for	979,705.52	1,062,075.97	1,009,681.81	1,017,164.48	4	46,771.96	0.00	46,771.96		
765012 George Kaiser Family Foundation Chair in Oncology (formerly #8)	1,060,465.03	1,097,511.34	1,009,681.81	1,066,886.06	4	47,614.87	81,488.61	129,008.48		
765013 George Kaiser Family Foundation Chair in Hematology (formerly #9)	1,060,465.03	1,097,511.34	1,009,681.81	1,066,886.06	4	47,614.87	81,488.61	129,008.48		
765014 George Kaiser Family Foundation Chair in Community Medicine (formerly	979,705.52	1,062,075.97	1,009,681.81	1,017,164.48	4	46,771.96	0.00	46,771.96		
765015 George Kaiser Family Foundation Chair in Urology (formerly #11)	979,705.52	1,062,075.97	1,009,681.81	1,017,164.48	4	46,771.96	0.00	46,771.96		
765016 George Kaiser Family Foundation Chair in Public Health Biostatistics (form	1,027,434.82	1,063,327.26	1,009,681.81	1,033,481.29	4	46,506.66	47,846.01	94,352.67		
765017 George Kaiser Family Foundation Chair in Surgery (formerly #13)	1,060,465.03	1,097,511.34	1,009,681.81	1,066,886.06	4	47,614.87	81,488.61	129,008.48		
765018 George Kaiser Family Foundation Chair in Pediatrics (formerly #14)	981,250.41	1,097,511.34	1,009,681.81	1,039,894.91	4	48,581.32	2,425.21	48,766.83		
765019 George Kaiser Family Foundation Chair #15	1,060,465.03	1,097,511.34	1,009,681.81	1,066,886.06	4	47,614.87	81,488.61	129,008.48		
765020 George Kaiser Family Foundation Chair #16	1,060,465.03	1,097,511.34	1,009,681.81	1,066,886.06	4	47,614.87	81,488.61	129,008.48		
765021 George Kaiser Family Foundation Chair #17	1,060,465.03	1,097,511.34	1,009,681.81	1,066,886.06	4	47,614.87	81,488.61	129,008.48		
765022 George Kaiser Family Foundation Chair #18	1,060,465.03	1,097,511.34	1,009,681.81	1,066,886.06	4	47,614.87	81,488.61	129,008.48		
765023 George Kaiser Family Foundation Chair #19	1,060,465.03	1,097,511.34	1,009,681.81	1,066,886.06	4	47,614.87	81,488.61	129,008.48		
765024 George Kaiser Family Foundation Chair #20	1,060,465.03	1,097,511.34	1,009,681.81	1,066,886.06	4	47,614.87	81,488.61	129,008.48		
765025 George Kaiser Family Foundation Chair #21	1,060,465.03	1,097,511.34	1,009,681.81	1,066,886.06	4	47,614.87	81,488.61	129,008.48		
765026 George Kaiser Family Foundation Chair #22	1,060,465.03	1,097,511.34	1,009,681.81	1,066,886.06	4	47,614.87	81,488.61	129,008.48		
765027 George Kaiser Family Foundation Chair #23	1,060,465.03	1,097,511.34	1,009,681.81	1,066,886.06	4	47,614.87	81,488.61	129,008.48		
765028 George Kaiser Family Foundation Chair #24	1,060,465.03	1,097,511.34	1,009,681.81	1,066,886.06	4	47,614.87	81,488.61	129,008.48		
765029 George Kaiser Family Foundation Chair #25	1,060,465.03	1,097,511.34	1,009,681.81	1,066,886.06	4	47,614.87	81,488.61	129,008.48		
765030 George Kaiser Family Foundation Chair #26	1,060,465.03	1,097,511.34	1,009,681.81	1,066,886.06	4	47,614.87	81,488.61	129,008.48		
765031 George Kaiser Family Foundation Chair #27	1,060,465.03	1,097,511.34	1,009,681.81	1,066,886.06	4	47,614.87	81,488.61	129,008.48		
765032 George Kaiser Family Foundation Chair #28	1,060,465.03	1,097,511.34	1,009,681.81	1,066,886.06	4	47,614.87	81,488.61	129,008.48		
765033 George Kaiser Family Foundation Chair #29	1,060,465.03	1,097,511.34	1,009,681.81	1,066,886.06	4	47,614.87	81,488.61	129,008.48		
765034 George Kaiser Family Foundation Chair #30	1,060,465.03	1,097,511.34	1,009,681.81	1,066,886.06	4	47,614.87	81,488.61	129,008.48		
765035 George Kaiser Family Foundation Chair #31	1,060,465.03	1,097,511.34	1,009,681.81	1,066,886.06	4	47,614.87	81,488.61	129,008.48		
765036 George Kaiser Family Foundation Chair #32	1,060,465.03	1,097,511.34	1,009,681.81	1,066,886.06	4	47,614.87	81,488.61	129,008.48		
765037 Odey Foundation Endowed Chair in Child & Adolescent Psychiatric Resear	991,776.76	1,097,511.34	1,009,681.81	1,032,989.97	4	46,484.66	12,661.11	69,146.66		
765038 Odey Foundation Endowed Chair in Child & Adolescent Psychiatric Educat	979,141.26	1,097,511.34	1,009,681.81	1,028,778.14	4	46,296.02	(0.00)	46,296.02		
765039 Odey Foundation Endowed Chair in Child Psychiatry (formerly Imaging Psy	270,705.52	1,062,075.97	1,009,681.81	1,017,164.48	4	46,771.96	0.00	46,771.96		
Sub-Total OU Tulsa	38,522,288.24	41,740,247.26	38,810,647.02	40,060,700.88		1,802,788.44	1,801,882.81	3,604,114.76		
TOTAL, OU	291,745,462.11	318,078,454.28	297,791,076.93	300,861,987.49		13,662,166.42	12,142,671.02	26,704,843.44		
Oklahoma State University										
010001 Wheat Genetics	1,022,925.18	1,109,426.89	1,088,242.91	1,096,896.00	4	48,008.92	0.00	48,008.92		
010002 Sun Co. Wheeler Chair in Hydrogeology	196,630.53	213,299.27	206,468.92	206,129.67	4	9,230.83	(0.00)	9,230.83		
010003 Kerr McGee Accounting	406,583.22	441,001.38	424,098.03	424,092.74	4	19,084.17	(0.00)	19,084.17		
010004 Kerr McGee Chair in Chemical Engineering	430,227.49	466,026.09	623,391.77	471,648.46	4	21,219.98	20,308.36	41,628.04		

OKLAHOMA STATE REGENTS' ENDOWMENT TRUST FUND--2015 DISTRIBUTION SCHEDULE

Account	Account Balance 6/30/15	Account Balance, 6/30/14	Account Balance, 6/30/13	Three-year average Mkt. Value	# Qtrs	F 110 Available Distribution	F 111 Carryover	Total Available Distribution	Distributio n
010005 Noble Foundation Chair in Web Handling	823,597.98	905,040.79	895,312.96	874,660.67	4	39,359.26	0.00	39,359.26	
010006 Ardmore - Business Administration	364,949.93	397,377.40	383,227.29	382,718.21	4	17,222.32	0.00	17,222.32	
010007 OBA Associates Chair in Business Administration	447,062.07	482,874.92	454,770.08	464,836.69	4	20,917.61	1,998.71	22,916.32	
010008 OBA Banking	508,105.50	540,098.04	508,642.95	518,947.13	4	23,362.62	64,080.43	87,443.05	
010009 McCasland Foundation Chair in Veterinary Medicine	402,821.44	464,619.78	463,400.63	443,690.62	4	19,961.13	33,873.31	53,834.44	
010010 Grayce E. Kerr Chair in Mathematics (Public)	786,431.60	863,070.39	821,631.20	820,377.78	4	36,917.00	0.00	36,917.00	
010011 Grayce E. Kerr Chair in Mathematics (Private)	786,431.63	863,070.44	821,631.25	820,377.78	4	36,917.00	0.00	36,917.00	
010012 ConocoDupont - Technology Management	398,752.55	426,870.46	411,131.65	412,261.61	4	18,661.32	5,285.91	23,947.23	
010013 Noble Foundation Laser Research	558,041.42	606,267.80	601,297.68	688,636.63	4	26,484.10	0.00	26,484.10	
010014 Bellmon Chair in Optoelectronic Systems & Devices (Public)	771,142.89	846,966.74	814,997.42	811,032.35	4	36,496.46	28,003.74	64,500.20	
010015 Bellmon Chair in Optoelectronic Systems & Devices (Private)	771,142.96	846,966.74	814,997.40	811,032.33	4	36,496.46	28,003.74	64,500.20	
010016 Hardesty Chair & Lectureship in Aviation Science	422,049.29	436,799.17	418,625.41	426,822.62	4	19,162.02	21,491.79	40,653.80	
010017 AMOCO Chair in Chemical Engineering	384,897.13	417,497.20	402,141.64	401,611.96	4	18,068.04	0.00	18,068.04	
010018 Carson Chair in Business Administration	575,162.55	610,147.38	575,160.88	606,820.26	4	26,406.91	50,492.43	76,899.34	
010019 Nobis Foundation - Marketing Strategy Chair	414,033.40	449,036.86	432,364.37	431,807.88	4	19,451.36	0.00	19,451.36	
010020 Herrington Intelligent Machines & Robotics Chair	470,563.65	548,138.94	549,479.69	621,068.76	4	23,447.64	88,760.67	112,208.31	
010021 Williams (formerly MAPCO) Chair in Higher Education	356,626.50	398,123.96	388,246.71	374,582.06	4	16,844.94	15,415.95	32,260.89	
010022 O&E Chair in Regional Economic Analysis	392,847.85	413,886.69	390,091.70	398,776.38	4	17,944.69	48,642.67	66,587.36	
010023 Endowed Chair in Agriculture	393,667.50	364,201.39	947,368.97	365,269.28	4	42,967.12	26,406.61	69,373.73	
010024 Endowed Chair in Veterinary Medicine	393,211.83	364,201.39	947,368.97	365,269.28	4	42,967.12	26,406.61	69,373.73	
010025 Albert H. Nelson Chair in Robotics	447,058.89	488,468.28	430,969.40	448,828.86	4	20,197.30	51,589.42	71,786.72	
010026 Stevens (MOST) Chair in Agricultural Biotechnology	1,976,651.20	2,174,398.66	2,114,420.01	2,088,821.62	4	98,996.97	597,760.25	696,757.22	
010027 Endowed Chair in Agriculture II	661,420.98	768,968.48	794,498.90	738,238.79	4	33,223.00	37,199.89	70,422.89	
010028 Cohn Chair in Veterinary Medicine (Mercy Works Donor)	396,188.23	646,036.66	646,036.66	626,231.64	4	26,930.42	35,981.50	62,911.92	
010029 Neustadt Chair in Agriculture Economics	393,225.83	416,967.27	326,609.66	401,900.89	4	18,085.64	31,772.99	49,858.63	
010030 Irvin Bollenback Endowed Chair in Wildlife Med	678,942.61	710,661.61	664,313.32	684,639.16	4	30,806.76	42,178.18	72,984.94	
010031 Walker R. Sitlington Endowed Chair in Food & Fiber Animal Med	1,626,784.68	1,746,576.62	1,710,494.34	1,708,061.61	4	76,727.32	65,257.52	142,084.83	
010032 Walker R. Sitlington Endowed Chair in Veterinary Medicine II	1,626,784.68	1,746,576.62	1,710,494.34	1,708,061.61	4	76,727.32	65,257.52	142,084.83	
010033 William Davis Chair in Human Environmental Science	605,263.64	648,363.08	615,163.17	622,923.30	4	28,031.66	68,897.36	96,929.02	
010034 Edward E. Bartlett Endowed Chair in Chemical Engineering	632,982.07	665,094.69	635,943.22	641,939.99	4	28,860.90	109,037.12	137,897.42	
010035 Paul C. Wise Chair in Finance	1,062,340.52	1,148,461.08	1,112,066.81	1,107,619.14	4	49,842.96	107,337.91	157,180.77	
010036 Hannah D. Atkins Professorship of Public Service & Govt Info	467,419.19	484,363.32	446,183.61	465,178.71	4	20,978.04	100,469.52	121,447.56	
010037 Sarkey's Professorship in Entomology	206,237.78	222,144.42	212,216.23	213,692.48	4	9,608.96	3,104.86	12,713.82	
010038 Sarkey's Professorship in Agriculture Engineering	198,891.35	214,668.37	206,702.12	208,717.28	4	9,302.28	1,101.94	10,404.22	
010039 Arthur Andersen - Accounting	178,506.52	191,660.61	184,816.09	184,990.71	4	8,924.66	1,857.36	10,181.94	
010040 Maddox Professorship - Chemical Engineering	236,791.40	260,392.08	257,429.64	246,871.04	4	11,199.20	10,899.68	22,098.88	
010041 Centennial Professorship in Engineering - A	235,495.55	297,876.89	308,298.08	300,890.17	4	12,617.66	52,082.78	64,700.44	
010042 Noble Foundation Professorship for Tech. Enhanced Learning Sys	270,063.52	280,027.12	282,631.64	281,874.09	4	12,684.33	0.00	12,684.33	
010043 Reynolds - Journalism & Broadcasting	187,267.15	202,398.07	192,998.96	194,199.69	4	8,738.99	2,574.23	11,313.22	
010044 John And Sue Taylor Professorship in Human Environmental Sci	232,399.04	252,712.70	245,874.68	243,028.77	4	10,936.29	0.00	10,936.29	
010045 Southwestern Bell Professorship in Mathematics	184,588.64	200,240.09	192,862.62	192,660.42	4	8,866.22	0.00	8,866.22	
010046 Southwestern Bell - Electro-Optical Systems (Engineering)	183,237.48	200,966.71	318,396.81	254,201.00	4	10,639.04	16,080.68	26,719.72	
010047 Animal Science Graduate of Distinguished	188,911.90	199,328.71	187,891.76	192,044.13	4	8,641.99	10,852.58	19,494.56	
010048 Tom J. Cunningham Chair in Mechanical Engineering	372,593.36	407,639.37	393,966.64	391,469.76	4	17,616.69	8,145.87	25,762.56	
010049 FSC/Albrecht Naeter in Electrical Engineering	407,272.55	483,069.98	463,668.44	441,303.65	4	19,868.66	31,223.20	51,091.87	
010050 Sarkey's Professorship in Agriculture Sciences	186,008.48	201,746.70	194,391.99	194,029.06	4	8,731.31	0.00	8,731.31	
010051 Warth Professorship in Crop Sciences	192,732.67	206,260.23	196,302.60	198,428.47	4	8,929.28	14,709.58	23,638.86	
010052 OOM Alumni Professorship in Rural Medicine	200,914.60	217,964.04	209,976.32	209,614.65	4	9,432.66	0.00	9,432.66	
010053 F. E. Harrill Professorship in Crop Sciences	194,191.65	210,665.47	203,376.76	202,740.69	4	9,123.33	0.00	9,123.33	
010054 W. Paul Miller Professorship of Business Administration	198,190.31	210,920.82	200,662.69	203,221.10	4	9,144.96	17,602.24	26,747.19	
010055 Clarence E. Page Professorship of Aviation Sciences	405,842.36	420,020.07	386,407.61	404,089.98	4	18,184.06	39,908.15	58,092.20	
010056 Krull Professorship in Parasitology	318,162.83	342,127.59	328,196.81	329,495.76	4	14,826.96	15,176.38	30,003.34	
010057 Sanglez Professorship in Fire Protection	165,459.64	179,598.08	172,462.32	172,326.67	4	7,784.71	4,057.77	11,842.48	
010058 W.F. Wood Professorship for Library Service	194,756.32	210,118.48	194,669.32	189,614.71	4	8,801.66	17,286.07	26,087.73	
010059 Doris Neustadt Professorship for Library Science (Public)	192,234.65	202,126.96	197,027.94	197,129.91	4	8,870.82	14,201.02	23,071.84	
010060 Doris Neustadt Professorship for Library Science (Private)	186,281.01	196,839.79	191,054.68	191,061.88	4	8,697.78	13,952.04	22,649.82	
010061 Santelmann/Warth Endowed Prof in Agronomy (Private)	166,938.47	181,106.61	174,748.81	174,262.96	4	7,841.88	0.00	7,841.88	
010062 Santelmann/Warth Professorship of Agronomy (Public)	173,635.94	188,871.11	181,789.16	181,248.64	4	8,166.18	8,166.19	16,332.37	
010063 McCasland Foundation Professorship in Veterinary Medicine	203,924.14	223,706.72	214,200.17	213,942.46	4	9,627.41	2,493.03	12,120.44	
010064 Puterbaugh Professorship for Library Science (13/31/93)	306,900.17	308,160.08	306,070.43	313,706.69	4	14,116.61	19,260.64	33,377.46	
010065 Wilton T. Anderson Professorship of Accounting (12/29/93)	177,286.59	189,101.88	178,921.97	181,770.16	4	8,179.66	8,918.52	17,098.17	
010066 Opax S. Toussie Delcatt Prof in Accounting (3/9/4)	179,406.50	186,406.50	178,780.94	182,062.90	4	8,012.38	0.00	8,012.38	
010067 Wayman & Donna Spence Professorship in Wellness	171,246.39	183,627.01	176,230.27	177,034.66	4	7,986.66	2,554.55	10,541.21	
010068 V. Brown Monnett Professorship in Geology (Private)	243,157.21	264,696.77	247,286.41	248,368.13	4	11,176.94	26,367.14	37,544.08	
010069 V. Brown Monnett Professorship in Geology (Public)	627,167.07	665,854.36	626,647.12	637,322.86	4	28,676.03	57,872.19	86,548.22	
010070 Vaughn Professorship in Number Theory (Private)	26,363.68	28,363.68	114,896.94	185,956.29	4	9,326.57	0.00	9,326.57	
010071 Vaughn Foundation Professorship in Number Theory (Public)	183,717.80	210,949.97	213,817.62	202,828.43	4	9,127.38	17,173.20	26,300.58	
010072 Equine Sports Medicine Professorship	644,609.16	699,270.66	678,673.38	672,484.37	4	30,261.60	0.00	30,261.60	
010073 Norris Professorship of Humanities	247,138.76	288,079.78	268,176.46	267,798.00	4	11,800.91	0.00	11,800.91	
010074 Langhere Professorship in Hotel and Restaurant Administration	197,103.21	216,446.41	203,333.31	206,651.67	4	9,263.40	26,027.17	35,290.57	
010075 Endowed Professorship in Animal Medicine	219,844.62	263,999.86	248,181.94	242,938.61	4	24,403.89	0.00	24,403.89	
010076 Fleming Professorship of Management Technology	157,152.18	164,493.90	167,244.78	169,663.62	4	7,184.66	18,647.76	25,832.42	
010077 Carroll M. Leonard Professorship (6/30/96)	153,902.70	170,111.41	198,970.61	174,828.21	4	7,844.77	6,234.77	14,079.53	
010078 Macaula Professorship in Engineering (9/6/97)	110,707.44	120,618.69	117,124.12	116,149.06	4	6,226.71	0.00	6,226.71	

OKLAHOMA STATE REGENTS' ENDOWMENT TRUST FUND--2015 DISTRIBUTION SCHEDULE

Account	Account Balance 6/30/15	Account Balance, 6/30/14	Account Balance, 6/30/13	3-year average	Mrkt. Value	# Qtrs	F 110 Available	F 114 Carryover	Total Available	Distribution
010078 M.E. Lohman Professorship in Engineering	298,929.71	309,372.53	294,614.66	297,639.97	297,639.97	4	13,939.76	176,284.77	169,676.62	
010080 Richard W. Fogle Professorship for Excellence (Business)	221,973.36	240,559.98	252,468.79	231,767.38	231,767.38	4	10,429.63	0.00	10,429.63	
010081 Mel and Mary-Jones Professorship in Plant Genetics	111,544.30	121,068.77	116,765.34	116,765.34	116,765.34	4	6,241.26	(0.00)	6,241.26	
010082 Norman and Suzanne Myers Chair in Business	442,457.07	476,426.08	449,086.45	456,566.64	456,566.64	4	20,504.64	24,619.90	45,124.45	
010083 Kerr Foundation Chair in Biomedical Laser and Biophotonics Res	410,605.00	462,548.47	445,267.08	445,267.08	445,267.08	4	20,082.02	(0.00)	20,082.02	
010084 Bill Fitzwater Cooperative Chair in Ag. Economics	844,906.25	909,644.38	863,638.28	872,729.64	872,729.64	4	39,272.53	93,130.17	132,408.00	
010085 Robert Sirney Prof. Ag. Biochemistry (MOST Optical)	214,356.77	224,380.62	229,403.16	226,066.64	226,066.64	4	10,172.61	0.00	10,172.61	
010086 Wayne and Jean Huffine Prof. Turfgrass (MOST Optical)	220,497.42	236,476.98	221,401.25	226,791.88	226,791.88	4	10,160.63	17,031.58	27,192.21	
010087 W. Haskell Cudd Professorship in Business	247,776.94	268,128.61	246,620.23	262,486.93	262,486.93	4	11,861.87	23,310.47	34,672.34	
010088 Professorship in Structural and Household Pest Control/urban En	408,896.51	429,697.98	413,948.96	417,490.48	417,490.48	4	18,768.62	12,448.78	31,236.40	
010089 Ricki Rapp Professorship in Musculoskeletal Research	231,429.63	261,948.96	266,749.76	246,676.13	246,676.13	4	11,036.93	0.00	11,036.93	
010090 Sparks Endowed Chair in Agriculture	1,055,726.56	1,143,212.19	1,079,669.47	1,092,939.41	1,092,939.41	4	49,179.12	163,864.71	213,043.83	
010091 Glenn Bullock Endowed Professorship in Equine Reproduction	231,374.85	249,974.06	236,347.44	239,282.11	239,282.11	4	10,766.46	13,159.50	23,924.96	
010092 Watson Chair in Financial Risk Management	841,480.15	901,610.44	869,728.79	867,673.13	867,673.13	4	39,040.79	158,674.04	197,714.83	
010093 Christine Salmon Endowed Professorship in Interior Design	264,715.99	287,041.42	280,134.41	277,297.27	277,297.27	4	12,478.38	21,007.95	33,486.33	
010094 Endowed Chair in Geophysics	221,486.13	380,439.80	380,912.95	314,299.63	314,299.63	4	14,148.48	16,290.26	30,438.74	
010095 Heath Endowed Professorship in Journalism	368,779.35	409,868.19	439,666.65	406,904.70	406,904.70	4	18,266.71	(0.00)	18,266.71	
010096 Browning Professorship in Agriculture 6002	348,168.74	379,180.79	366,199.63	361,173.05	361,173.05	4	16,262.79	41,149.89	67,402.68	
010097 Williams Chair in Information Technology (OSU-Tulsa) 6002	1,674,376.90	1,807,168.00	1,867,262.22	1,716,264.04	1,716,264.04	4	77,261.88	637,049.73	714,311.61	
010098 Fran D. Johnson Professorship in Entrepreneurship Studies	869,903.54	1,028,911.79	941,948.96	984,636.96	984,636.96	4	44,836.69	296,468.30	310,796.89	
010099 Don Bratton Endowed Professorship in Business	301,507.66	319,489.37	298,730.80	306,709.28	306,709.28	4	13,801.92	57,809.04	71,610.96	
010100 Spear Chair in Business Administration	2,730,840.12	2,962,305.84	2,853,980.95	2,849,042.30	2,849,042.30	4	128,206.90	(0.00)	128,206.90	
010101 Francis Tuttle Professorship in Occupational and Adult Education	226,538.90	272,644.61	252,076.41	261,086.64	261,086.64	4	24,798.90	703.07	25,501.96	
010102 Glenn M. Stinchcomb Family Professorship	365,208.69	390,628.34	390,628.34	375,079.61	375,079.61	4	17,129.69	38,167.17	54,866.79	
010103 Breedlove Professorship in Agribusiness	608,213.30	670,005.88	652,810.64	643,676.80	643,676.80	4	28,966.46	17,109.90	46,076.36	
010104 Bryan Close Endowed Professorship	302,787.39	332,052.07	316,897.84	317,246.77	317,246.77	4	14,276.06	21,580.42	35,856.48	
010105 Hyle Family Endowed Professorship	311,249.75	339,493.10	314,907.76	321,853.64	321,853.64	4	14,484.76	10,009.60	24,494.36	
010106 Morsam Endowed Chair in Math, Science and Tech. Education	1,821,739.29	1,109,179.25	1,059,509.11	1,052,509.11	1,052,509.11	4	47,628.93	51,708.79	103,337.72	
010107 Arthur L. Reed Chair	944,928.13	1,020,951.40	959,371.07	976,083.63	976,083.63	4	43,678.76	84,156.47	128,035.23	
010108 Totushek Chair in Animal Science	478,880.97	515,494.79	505,550.77	499,972.18	499,972.18	4	22,498.76	13,091.36	35,590.10	
010109 White Animal Science Chair	495,923.21	498,930.77	481,386.36	480,080.11	480,080.11	4	21,603.61	0.00	21,603.61	
010110 Peggy Laramie Welch Chair	524,199.38	559,547.14	559,547.14	538,006.41	538,006.41	4	27,612.24	73,602.25	97,612.79	
010111 Sports Media Professorship	483,657.70	524,043.40	500,667.53	602,889.64	602,889.64	4	22,607.65	0.00	22,607.65	
010112 Judy Johns on Professorship in Accounting	229,499.41	256,147.92	259,754.28	248,487.20	248,487.20	4	11,181.02	0.00	11,181.02	
010113 Lanny Chatten Professorship in Accounting	258,481.89	280,370.08	270,623.47	269,626.81	269,626.81	4	12,193.16	0.00	12,193.16	
010114 Paterbaugh Legal Studies & Ethics in Business Professorship	340,483.69	364,310.04	338,046.48	347,613.40	347,613.40	4	16,642.60	24,467.39	40,110.49	
010115 Elna Oklahoma International Women Forum Professorship	233,238.23	255,088.91	247,625.44	245,318.66	245,318.66	4	11,039.36	1,268.58	12,307.91	
010116 Spears in Administrative and Academic Leadership	1,110,924.29	1,149,733.33	1,057,724.69	1,108,127.44	1,108,127.44	4	49,775.73	190,825.29	240,601.03	
010117 Spear Chair in Business Administration II	2,106,038.63	2,231,942.56	2,091,082.98	2,143,021.39	2,143,021.39	4	96,436.96	274,165.30	370,601.28	
010118 Williams Chair in Business	1,036,556.79	1,103,559.48	1,030,498.16	1,066,671.48	1,066,671.48	4	47,669.22	110,540.82	168,100.03	
010119 Spear Chair in Business Administration III	1,325,129.30	1,404,596.33	1,308,362.40	1,346,029.41	1,346,029.41	4	60,671.82	109,911.95	290,488.27	
010120 Raymond Young Chair	593,440.84	628,207.85	589,904.69	603,861.13	603,861.13	4	27,173.90	67,892.90	95,066.20	
010121 Christine Cathel Professorship	252,734.60	261,563.64	249,443.97	264,680.74	264,680.74	4	11,466.13	14,432.71	25,888.86	
010122 Sheila Anderson Professorship	275,290.10	299,096.42	302,775.55	292,387.36	292,387.36	4	13,167.49	(0.00)	13,167.49	
010123 German Gilbert, Bert Cooper, W&W Steel Professorship in Civil & Environ	458,525.94	497,783.12	489,358.10	481,899.05	481,899.05	4	21,636.01	(0.00)	21,636.01	
010124 Marilyn Thomas Chair in Human Environmental Services	469,062.40	513,816.33	503,256.37	496,378.37	496,378.37	4	22,292.03	10,496.89	32,788.92	
010125 Dr. Lawrence Boger Distinguished Professorship in International Studies	298,390.29	316,008.92	291,534.04	301,977.76	301,977.76	4	13,689.00	39,750.05	63,399.04	
010126 Thomas E. Perry Professorship in Water Research	240,490.86	252,551.92	239,531.00	244,191.26	244,191.26	4	10,988.61	11,273.27	22,261.88	
010127 Hodges Professorship in Plant & Soil Research	233,235.42	248,880.14	239,726.13	240,613.90	240,613.90	4	10,827.83	3,767.49	14,615.12	
010128 A. J. and Susan Jacques Chair in Ag. Economics	919,273.06	1,006,579.49	975,651.41	967,167.99	967,167.99	4	43,622.66	1,585.16	45,107.72	
010129 Chesapeake Energy Chair in Petroleum Geoscience	934,564.49	1,031,903.07	1,041,684.96	1,002,717.60	1,002,717.60	4	46,122.29	17,215.61	62,897.90	
010130 Geology A Chair II	934,564.49	1,031,903.07	1,041,684.96	1,002,717.60	1,002,717.60	4	46,122.29	17,215.61	62,897.90	
010131 Derosa Energy Chair for Basin Research	941,595.63	1,036,943.39	1,052,282.29	1,010,275.77	1,010,275.77	4	46,462.32	24,356.11	69,818.42	
010132 Vernerberg Chair in Bioinformatics and Molecular Genetics	462,239.57	526,481.66	518,779.83	602,600.29	602,600.29	4	28,212.61	(0.00)	28,212.61	
010133 Vernerberg Professorship in Art	259,206.11	279,809.10	265,087.80	268,094.94	268,094.94	4	12,061.55	28,379.55	40,441.09	
010134 N. Malone Mitchell, Jr. Chair in Entrepreneurship	3,665,890.58	3,976,552.75	3,830,550.36	3,824,331.23	3,824,331.23	4	172,094.91	0.00	172,094.91	
010135 Norman G. Stevenson Chair in Entrepreneurship	3,666,477.52	3,976,945.71	3,830,641.37	3,824,888.20	3,824,888.20	4	172,110.97	(0.00)	172,110.97	
010136 Paterbaugh Foundation Professorship Fund	506,907.70	527,989.26	497,540.88	510,809.66	510,809.66	4	22,688.49	18,735.31	41,791.74	
010137 John A. & Donnie Brock Professorship in Educational Leadership	233,569.58	253,645.44	249,031.52	246,416.62	246,416.62	4	11,048.70	0.00	11,048.70	
010138 Ferns, Anderson, Halligan College Student Development Professorship	250,714.20	267,064.70	267,004.95	261,694.62	261,694.62	4	11,771.76	7,287.81	19,059.66	
010139 LeBetteer & Lemon Counseling Psych Diversity Professorship	257,513.89	252,664.87	248,364.42	246,181.06	246,181.06	4	11,078.16	6,320.35	17,398.60	
010140 A. J. and Susan Jacques Professorship in Special Education	239,124.45	258,242.94	249,275.14	247,909.67	247,909.67	4	12,478.94	47,840.54	60,319.49	
010141 Chuck and Kim Watson	464,254.26	502,569.67	506,219.60	491,014.61	491,014.61	4	22,096.66	5,598.83	27,694.48	
010142 Harold Courson Chair in Petroleum Engineering	973,138.48	1,123,436.86	1,052,282.29	1,049,619.21	1,049,619.21	4	47,282.82	56,347.23	103,680.09	
010143 Continental Resources Chair in Petroleum Engineering	988,111.90	1,143,686.17	1,052,282.29	1,061,390.13	1,061,390.13	4	47,761.21	72,148.28	119,909.49	
010144 Ray and Linda Easler Professorship in Aerospace Engineering	229,054.43	248,689.88	249,683.63	249,683.63	249,683.63	4	12,662.93	(0.00)	12,662.93	
010145 Donald and Cathy Humphreys Chair in Industrial Engineering & Mgmt	511,535.86	561,614.96	526,141.14	633,097.82	633,097.82	4	23,989.38	53,436.39	77,425.77	
010146 Donald and Cathy Humphreys Chair in CEAT	552,079.51	571,365.66	526,141.14	649,862.04	649,862.04	4	24,748.79	94,385.97	119,129.76	
010147 O&E Energy Technology Chair	537,628.54	571,908.76	526,141.14	646,226.16	646,226.16	4	24,636.18	79,795.29	104,890.47	
010148 Samson Investment Chair in Petroleum Engineering	917,102.34	1,070,327.11	1,070,327.11	1,070,327.11	1,070,327.11	4	46,487.16	0.00	46,487.16	
010149 Lee Ward Chair in Petroleum Engineering	319,254.09	348,823.56	374,500.60	364,192.76	364,192.76	4	24,938.67	14,888.88	39,827.55	
010150 Bryan Close Professorship in Adulthood & Aging	237,336.21	266,160.73	256,687.55	263,394.83	263,394.83	4	11,402.77	8,040.63	19,443.40	
010151 Endowed Professorship in Parenting	336,684.38	376,048.77	361,992.98	368,242.04	368,242.04	4	16,120.89	15,741.51	31,862.40	
010152 Doug and Nicket Burns Endowed Professorship in Vocal Music	229,3									

OKLAHOMA STATE REGENTS' ENDOWMENT TRUST FUND - 2015 DISTRIBUTION SCHEDULE

Account	Account Balance		Account Balance, 3-year average		# Qtrs	F 110 Available		F 111		Total Available		Distribution
	6/30/15	6/30/14	6/30/13	Mrkt. Value		Distribution	Carryover	Distribution	n			
010153 Joan Kirkpatrick Clinic Professorship in Small Animal Internal Medicine	552,604.08	571,908.76	526,141.14	600,217.99	4	24,769.81	94,921.71	119,691.52				
010154 Chen Co Family Chair in Library Excellence	1,041,545.51	1,111,855.18	1,063,512.54	1,072,304.41	4	46,283.70	48,233.02	96,466.71				
010155 George Kaiser Family Foundation Chair "A" in Health Sciences	947,000.16	1,067,237.76	1,007,026.05	1,017,461.32	4	46,786.76	30,049.90	76,836.66				
010156 George Kaiser Family Foundation Chair "B" in Health Sciences	979,899.05	1,069,441.58	1,052,282.29	1,033,874.91	4	46,624.94	62,922.60	109,446.94				
010157 Northwest Oklahoma Osteopathic Foundation Grad Education	240,076.75	270,838.91	263,070.57	267,996.41	4	11,609.79	10,795.61	22,406.41				
010158 Hamson Bartlett Professorship in Chemistry	458,557.98	505,826.46	489,741.70	484,708.71	4	21,811.89	(0.00)	21,811.89				
010159 Masonic Foundation Chair in Gender Studies	517,424.94	545,636.06	504,840.90	622,639.97	4	23,618.63	27,782.17	61,800.70				
010160 Laurence and Georgia Ina Dresser Professorship in Rural Sociology	429,392.43	452,850.69	452,396.11	456,879.74	4	19,614.69	16,698.75	36,313.54				
010161 Vernerberg Professorship in Developmental Disabilities Psychology	253,087.50	271,313.07	254,356.01	269,686.63	4	11,681.96	6,278.69	17,960.64				
010162 Construct Management Technology Advisory Board Professorship	467,704.70	497,038.30	467,906.74	477,549.92	4	21,489.76	13,700.10	35,189.84				
010163 John Henshaw Chair in Engineering Fund	502,567.12	534,578.60	504,840.90	613,928.87	4	23,126.80	12,462.86	35,589.46				
010164 Center for Innovation and Economic Development Chair in Sensor Technol	530,232.51	548,755.67	504,840.90	627,943.03	4	23,767.44	40,744.30	64,601.74				
010165 Jim and Lynne Williams Professorship in Energy Technology	265,116.26	274,377.84	252,420.45	263,971.61	4	11,878.72	20,372.15	32,260.87				
010166 James Professorship in Fire Protection and Safety	461,257.75	477,371.34	439,169.18	469,296.09	4	20,666.97	35,444.12	66,111.10				
010167 Williams Computer Professorship in Civil Engineering	345,418.01	378,861.26	353,388.43	369,222.63	4	16,106.02	2,538.88	18,703.90				
010168 Wilson Bentley Professorship in Industrial Engineering & Management	305,422.80	325,566.28	305,194.50	312,061.19	4	14,042.76	9,294.52	23,337.28				
010169 Centennial Professorship in Architecture & Architectural Engineering	469,209.07	499,439.64	464,605.08	477,761.26	4	21,498.81	18,510.48	40,009.29				
010170 Halliburton Professorship in Engineering	256,227.26	270,639.15	252,420.45	269,782.29	4	11,689.90	11,338.81	23,028.71				
010171 Audrey E. Oaks Professorship	265,116.26	274,377.84	252,420.45	263,971.61	4	11,678.72	20,372.15	32,050.87				
010172 Jennifer Blaney Jacques Professorship in Community Counseling	249,862.31	277,097.81	262,420.45	266,412.10	4	11,493.84	9,767.95	21,270.49				
010173 Joan Donelson Jacques Professorship in Health Promotion	247,309.51	270,187.15	252,420.45	266,638.97	4	11,648.76	2,382.38	13,931.13				
010174 Elizabeth Jacques Munroe Professorship in Reading and Literacy	272,900.06	300,304.69	280,060.49	284,421.76	4	12,798.98	1,136.41	13,936.39				
010175 M. B. Sertzen Endowed Professorship in Wellness	245,883.91	274,377.84	252,420.45	267,660.73	4	11,690.23	1,956.97	13,647.20				
010176 Alice Phillips Endowed Professorship in Elementary Education	255,108.68	277,097.81	252,420.45	265,638.06	4	11,683.79	4,070.35	15,754.11				
010177 Laurence and Georgia Ina Dresser Professorship in Rural Teacher Education	446,791.94	462,400.19	452,396.11	444,882.76	4	20,018.82	34,332.54	64,361.38				
010178 Jim and Lynne Williams Professorship in Nutritional Science	252,307.76	271,514.77	252,420.45	268,747.66	4	11,643.64	7,448.51	19,092.16				
010179 Johnny Pope Chair in Entrepreneurship	4,045,999.08	4,248,303.89	4,038,727.23	4,111,010.06	4	184,996.46	127,434.80	312,430.38				
010180 Entrepreneurship Chair #1	3,316,544.89	4,248,303.89	4,038,727.23	4,111,010.06	4	184,996.46	127,434.80	312,430.38				
010181 Entrepreneurship Chair #2	4,241,860.10	4,390,045.38	4,038,727.23	4,223,544.24	4	190,059.49	325,954.43	616,013.92				
010182 Entrepreneurship Chair #3	2,120,930.05	2,195,022.69	2,019,263.61	2,111,772.12	4	96,029.76	162,977.21	259,006.96				
010183 Wilton T. Anderson Chair in Accounting	506,618.28	548,755.67	504,840.90	620,788.29	4	28,483.22	18,912.30	47,395.52				
010184 Greg Massey Professorship in Finance	262,204.58	266,298.37	252,758.28	267,666.41	4	11,624.64	5,926.39	17,549.39				
010185 Chuck and Kim Watson Chair in Business	517,307.59	547,312.90	504,840.90	623,163.80	4	28,641.92	27,704.86	56,346.78				
010186 Patrick B. Dorr Professorship	422,825.46	442,411.80	415,522.43	428,919.90	4	19,211.40	19,726.55	38,937.95				
010187 Jay and Fayenelle Helm Professorship	251,543.18	265,565.75	252,420.45	266,609.79	4	11,642.94	6,565.41	18,108.56				
010188 ONEOK Foundation Chair in Finance	1,023,421.93	1,080,973.49	1,009,681.81	1,038,026.74	4	46,711.16	43,786.90	90,498.06				
010189 Holder Family Chair in Entrepreneurship	1,060,465.03	1,097,511.34	1,009,681.81	1,065,896.06	4	47,614.87	81,498.81	129,033.48				
010190 Claud D. Kniffin Professorship of Library Science & Education	263,320.14	272,518.98	252,420.45	262,763.19	4	11,823.89	18,542.74	30,366.63				
010191 Burns and Ann Hargis Endowed Professorship	257,095.05	270,389.56	252,420.45	269,988.96	4	11,698.68	12,224.76	23,923.43				
010192 Madeline Pickets Chair #A	1,043,791.35	1,094,406.56	1,009,681.81	1,049,293.24	4	47,218.20	64,602.14	111,820.34				
010193 Madeline Pickets Chair #B	1,043,791.35	1,094,406.56	1,009,681.81	1,049,293.24	4	47,218.20	64,602.14	111,820.34				
010194 Madeline Pickets Chair #C	1,043,791.35	1,094,406.56	1,009,681.81	1,049,293.24	4	47,218.20	64,602.14	111,820.34				
010195 Madeline Pickets Chair #D	1,043,791.35	1,094,406.56	1,009,681.81	1,049,293.24	4	47,218.20	64,602.14	111,820.34				
010196 Madeline Pickets Chair #E	1,043,791.35	1,094,406.56	1,009,681.81	1,049,293.24	4	47,218.20	64,602.14	111,820.34				
010197 Ransbotham Family Chair in Agricultural Finance	323,066.79	349,194.68	305,244.78	326,635.41	4	23,682.69	33,110.52	66,773.11				
010198 George Chaga Animal Science Endowed Professorship Fund	244,901.03	272,996.90	252,420.45	266,772.79	4	11,664.78	0.00	11,664.78				
010199 Oklahoma Farm Credit Professorship in Agricultural Economics	257,369.59	271,289.70	252,420.45	260,869.84	4	11,716.19	12,503.82	24,220.01				
010200 Menzies Family Professorship in Plant and Soil Sciences	255,470.80	269,949.43	252,420.45	268,946.89	4	11,662.61	10,580.35	22,242.96				
010201 Cline Family Equine Science Professorship	262,075.08	274,377.84	252,420.45	262,967.79	4	11,838.10	17,300.33	29,138.43				
010202 Nutrients for Life Foundation Professorship in Soil and Food Crop Nutrition	253,191.48	271,634.56	252,420.45	269,082.16	4	11,668.70	8,304.79	19,963.49				
010203 Advance Foods/S.E. Gilliland Professorship in Microbial Food	295,497.63	312,880.89	291,343.69	299,907.40	4	18,496.88	12,884.03	26,379.87				
010204 Roger Howell Endowed Professorship in Agricultural Education	244,962.65	265,535.88	252,420.45	264,912.99	4	11,444.06	(0.00)	11,444.06				
010205 A.H. Centennial Professorship	265,890.40	275,179.02	253,157.52	264,742.31	4	11,915.40	20,431.64	32,347.04				
010206 Charles and Linda Chadford Professorship in Floriculture	262,622.25	274,906.99	252,923.29	263,491.38	4	11,827.11	17,356.19	29,215.30				
010207 Barry Pollard MD/PhD Equipment Inc. Professorship in Agribusiness	253,991.90	273,960.94	252,420.45	260,124.49	4	11,705.60	9,168.89	20,874.49				
010208 Mary Lou Lemon Endowed Professorship for Under-represented Voices	239,502.78	273,595.89	252,420.45	261,839.71	4	11,782.79	14,709.26	26,492.04				
010209 Cal and Marilyn Vogt Professorship in CEAT	248,575.56	270,498.83	256,083.58	268,866.99	4	11,627.87	0.00	11,627.87				
010210 John Branner Endowed Professorship in Mechanical & Aerospace Engines	245,314.63	266,216.34	252,420.45	264,660.44	4	11,460.27	394.41	11,773.68				
010211 Ed Keller Endowed Professorship in Finance (formerly Endowed Professor	244,974.96	265,555.15	252,420.45	264,816.66	4	11,444.26	0.00	11,444.26				
010212 Joe Synar Endowed Chair	615,056.37	652,003.63	605,809.08	634,289.69	4	28,098.04	27,415.49	65,603.63				
010213 William S. Spears Chair in Business Administration IV	723,121.71	755,910.94	695,418.34	724,817.00	4	32,616.76	48,778.42	81,395.18				
010214 Ralph and Peggy Erenstein Professorship Fund	240,135.61	275,790.31	252,420.45	267,638.61	4	11,678.96	3,006.86	14,684.64				
010215 Don and Cathy Humphreys Chair in International Studies	317,816.17	337,733.89	315,525.56	323,691.87	4	14,666.13	11,682.23	26,248.36				
010216 Don and Cathy Humphreys Chair in International Studies - E	316,205.47	342,423.54	315,020.72	324,649.91	4	14,604.76	10,640.39	25,245.13				
010218 Orville and Helen Buchanan Chair in Biosystems and Agricultural Engineers	505,188.38	540,475.79	504,840.90	616,895.02	4	23,267.66	15,397.57	38,665.14				
010219 Howard and A. Sara Humphreys Chair in Animal Science	611,650.34	640,493.43	600,833.43	628,131.43	4	28,206.46	17,608.85	45,815.31				
010220 Virgil and Marge Jurgensmeyer Research Professorship/Product Developme	262,677.46	274,377.84	252,420.45	263,168.68	4	11,842.14	17,908.78	29,760.92				
010221 Temple Gradn Professorship in Animal Behavior and Well Being	265,116.26	274,377.84	252,420.45	263,971.61	4	11,878.72	20,372.15	32,260.87				
010222 Hinch Family Professorship in Ruminant Feedlot Nutrition	245,032.21	271,336.41	252,420.45	266,263.02	4	11,681.84	81.51	11,813.36				
010223 Devon Energy Chair/Barn Research II (formerly Homeland Security Senso	395,732.35	1,071,806.68	1,009,681.81	1,026,740.26	4	46,168.81	15,959.03	62,117.40				
010224 Vernerberg Chair in Bioinformatics and Molecular Genetics II (formerly M	492,371.18	542,022.69	492,371.18	614,867.88	4	23,187.28	(0.00)	23,187.28				
010225 Don and Cathy Humphreys Chair CEAT II (formerly Botany A II)**	530,232.51	548,755.67	504,840.90	627,943.03	4	23,767.44	40,744.30	64,601.74				
010228 Continental Resources Chair in Petroleum Engineering II (formerly Indus E	1,010,265.77	1,097,511.34	1,009,681.81	1,039,162.97	4	47,761.88	31,033.12	77,796.00				

OKLAHOMA STATE REGENTS' ENDOWMENT TRUST FUND--2015 DISTRIBUTION SCHEDULE

Account	Account Balance 6/30/15	Account Balance, 6/30/14	Account Balance, 6/30/13	Three-year Average	Mrkt. Value	# Qtrs	F 110 Available	F 111	Total Available	Distribution	Carryover	Distribution	n
010228 John and Donna Brock Professorship in Education Leadership & Policy II (266,891.36	267,649.05	254,439.82	266,326.74	4	11,534.70	0.00	11,534.70			11,534.70		
010229 Bryan Cline Professorship in Adulthood & Aging II (formerly Family Care	245,686.27	270,337.93	252,420.45	267,646.32	4	11,569.67	4,770.25	16,349.92			16,349.92		
010231 N. Malone Mitchell, Jr. Chair in Entrepreneurship II (formerly Health/Soci	3,918,104.56	4,243,923.34	4,038,727.23	4,083,718.37	4	183,092.33	0.00	183,092.33			183,092.33		
010232 Don and Cathy Humphreys Chair in International Studies A II (formerly Li	508,388.60	540,479.70	504,840.90	517,903.07	4	23,306.64	18,575.46	41,881.10			41,881.10		
010233 Clinco Family Chair in Library Excellence II (formerly Lib Ser & Electroni	1,092,634.31	1,158,598.16	1,085,407.94	1,112,213.47	4	60,049.61	39,610.32	99,659.92			99,659.92		
010234 Madeline Pickens Chair A II (formerly Social Marketing Chair II)**	5,219,229.72	5,472,319.01	5,048,672.35	5,245,740.36	4	286,103.32	323,028.25	609,131.66			609,131.66		
010235 A. J. and Susan Jacques Chair in Agric. Economic II (formerly Henry Bellinc	361,438.63	1,067,764.32	1,009,631.91	1,019,654.99	4	46,889.67	1,469.80	47,359.47			47,359.47		
010236 Edward Joulain Endowed Chair in Engineering	489,980.31	531,100.37	504,840.90	508,640.63	4	22,886.82	(0.00)	22,886.82			22,886.82		
010237 Houston, Trux, Wentz Prof. in English II**	247,368.14	260,656.96	245,018.34	251,014.48	4	11,296.66	6,878.21	18,173.86			18,173.86		
010238 Cal and Marilyn Vogt Professorship in CEAT II**	344,018.22	265,170.03	248,573.07	262,687.11	4	11,566.42	0.00	11,566.42			11,566.42		
010239 Chuck and Kim Watson Chair in Education II**	243,071.86	241,033.55	245,018.34	249,707.92	4	11,296.86	2,822.88	14,119.74			14,119.74		
010240 Jim & Lynne Williams Prof. in Nutritional Sciences II**	246,812.97	264,590.46	245,018.34	252,140.69	4	11,346.03	6,407.82	17,753.85			17,753.85		
010241 Greg Massey Professorship in Finance II**	246,257.05	260,637.97	245,018.34	250,637.79	4	11,278.70	5,782.83	17,061.53			17,061.53		
010242 Thomas E. Berry Professorship in Water Research * Mgmt II**	250,486.60	262,482.54	245,018.34	262,662.49	4	11,369.81	10,063.60	21,433.41			21,433.41		
010243 Claud D. Kniffen Professorship of Library Science & Education II** (partial	85,477.62	88,463.69	81,759.68	85,233.66	4	8,836.61	5,277.22	14,113.83			14,113.83		
010244 Barry Pollard MD/PhD Equipment Inc. Professorship in Agribusiness II**	253,925.25	273,890.21	252,354.61	260,066.69	4	11,702.65	9,166.12	20,868.77			20,868.77		
010245 Vennerberg Professorship in Art II**	257,937.68	272,350.45	252,354.61	260,880.91	4	11,789.64	13,174.30	24,913.94			24,913.94		
010246 Ray and Linda B-oeker Professorship in Aerospace Engineering II**	244,919.13	265,462.39	252,354.61	264,345.98	4	11,441.04	0.00	11,441.04			11,441.04		
010247 M. B. Straten Endowed Professorship in Wellness II**	245,819.79	274,308.27	252,354.61	267,493.66	4	11,687.31	1,656.71	13,344.02			13,344.02		
Subtotal, OSU	146,047,712.98	155,701,297.40	148,294,716.19	149,957,651.89		6,724,591.15	8,412,699.92	15,137,291.10					
OSU Technical Branch, Okmulgee													
013001 First National Bank of Okmulgee Lectureship	48,369.71	60,069.46	47,201.38	49,543.62	4	2,184.46	3,419.57	5,604.02			5,604.02		
013002 Wayne Clark Memorial Lectureship	38,669.38	48,128.48	44,501.98	43,691.67	4	1,593.12	1,418.71	3,011.83			3,011.83		
013003 Toyota T. Ten Lectureship	70,910.18	77,114.98	78,683.98	76,669.70	4	3,400.64	1,357.73	4,758.37			4,758.37		
013004 C. Mabrey, Jr. Memorial Lectureship	40,478.84	41,892.92	39,138.31	40,603.86	4	1,822.66	4,752.50	6,575.16			6,575.16		
013005 Doner/Walker Lectureship	54,794.63	61,176.84	56,280.92	67,417.40	4	2,663.78	16,251.44	18,915.22			18,915.22		
013006 Pat Hannagan Lectureship (Private)	55,412.15	100,066.63	92,077.09	98,151.96	4	4,383.64	21,021.51	25,405.15			25,405.15		
013007 Pat Hannagan Lectureship (Public)	102,448.27	109,808.76	101,021.19	104,426.07	4	4,699.17	23,303.62	28,002.79			28,002.79		
013008 Excellence in Hospitality Education	65,206.49	78,097.71	69,601.46	69,301.89	4	3,118.68	12,232.86	15,351.54			15,351.54		
013009 First National Bank of Okmulgee Lectureship #2	49,669.56	61,404.72	47,291.00	49,466.09	4	2,226.48	15,465.15	17,691.63			17,691.63		
013010 Donald W. Reynolds Lectureship for Visual Communications	124,944.06	109,664.70	128,421.16	134,279.81	4	6,042.90	33,378.70	39,421.60			39,421.60		
013011 Taylor Lectureship in Human Rights (9/6/96)	39,849.22	48,878.66	40,362.53	41,861.77	4	1,861.28	12,055.60	13,916.88			13,916.88		
013012 1st Nat'l Bank of Okm. Lect. for Telecom. (12/1/96)	62,672.67	64,892.08	59,671.42	62,402.06	4	2,808.09	40,087.93	42,878.77			42,878.77		
013013 1st Nat'l Bank of Okm. Lect. for Cyber Technology (12/1/96)	67,480.48	69,837.84	64,248.99	67,189.11	4	3,023.61	41,970.14	44,993.75			44,993.75		
013014 1st Nat'l Bank of Okm. Lect. For Advanced Telecommunications	70,732.57	73,205.64	67,345.35	70,427.15	4	3,169.22	41,623.85	44,793.07			44,793.07		
013015 1st Nat'l Bank of Okm. Lect. For Integrated Learning Technology	70,648.75	73,116.80	67,365.55	70,349.70	4	3,168.47	41,544.81	44,713.28			44,713.28		
013016 Fred Jones Lectureship in Automotive Technology	33,832.38	36,014.28	40,536.84	36,461.17	4	1,640.76	7,101.71	8,742.46			8,742.46		
013017 1st Nat'l Bank of Okm. Lectureship for DWR Technology	93,697.15	95,970.36	89,210.21	93,292.67	4	4,196.17	36,445.38	40,641.55			40,641.55		
013018 First National Bank of Okmulgee Student Success Lectureship	50,020.98	66,896.79	60,163.34	66,827.04	4	2,633.72	6,194.49	8,828.21			8,828.21		
013019 Donald W. Reynolds Technology Center Lectureship	96,071.51	102,484.67	94,283.13	97,613.07	4	4,302.69	32,972.25	37,274.94			37,274.94		
013020 Caterpillar Dealer Lectureship	77,688.70	80,402.68	73,968.36	77,963.24	4	3,480.90	9,702.22	13,183.12			13,183.12		
013021 First National Bank of Okmulgee Learner Centered Lect.	42,398.88	43,880.04	44,488.56	43,889.16	4	1,961.61	1,989.31	3,950.92			3,950.92		
013022 Pendorthe Technology Lectureship	31,645.32	32,760.81	30,129.89	31,638.67	4	1,417.69	10,219.28	11,637.17			11,637.17		
013023 Auto Body Endow. Lectureship	60,508.54	74,136.29	68,202.53	67,615.46	4	3,042.70	3,416.87	6,459.57			6,459.57		
013024 Central & Southwest Lectureship for the Donald W. Reynolds Tec.	41,685.13	43,141.36	39,688.92	41,606.14	4	1,867.78	21,037.41	22,904.14			22,904.14		
013025 LC Scott PSO Lectureship in Advanced Technological Education	40,103.47	41,604.46	38,183.01	39,930.31	4	1,796.66	19,109.39	20,906.05			20,906.05		
013026 Howard Armstrong/Etelle Davidson PSO Lectureship in Adv. Tech	41,685.13	43,141.36	39,688.92	41,606.14	4	1,867.78	21,037.41	22,904.14			22,904.14		
013027 Sabre Lectureship in Information Technology	35,348.51	36,479.88	33,501.54	35,095.31	4	1,679.26	14,071.97	15,751.23			15,751.23		
013028 Scholar Center Lectureship	26,460.38	28,892.19	35,319.81	33,390.79	4	1,602.69	1,940.22	3,542.91			3,542.91		
013029 College Readiness Center Lectureship	32,103.55	33,236.06	30,566.19	31,964.98	4	1,438.42	5,614.14	7,052.56			7,052.56		
013030 Leadership Lectureship in Advanced Technology Education	40,655.12	42,076.37	38,708.24	40,479.68	4	1,821.66	16,026.92	17,848.58			17,848.58		
013031 Title III/Information Technology Professorship (Private)	222,393.34	244,446.66	224,894.55	230,674.86	4	10,576.67	79,867.47	90,444.14			90,444.14		
013032 Mentorship in Advanced Technological Education Lectureship	34,673.02	35,884.29	33,012.61	34,523.31	4	1,663.66	13,189.81	14,853.47			14,853.47		
013033 Citizens Bank & Trust Company of Okmulgee Lectureship	28,252.26	29,776.98	38,081.93	32,037.09	4	1,441.67	1,065.53	2,507.20			2,507.20		
013034 George Kaiser Family Foundation Professorship in Engineering Tech	1,071,630.81	1,109,087.89	1,020,331.93	1,067,023.64	4	46,016.06	82,525.70	130,541.76			130,541.76		
013035 Don Locke Memorial Lectureship	27,630.20	28,595.44	26,307.08	27,610.90	4	1,237.99	4,746.08	5,984.08			5,984.08		
013036 First National/Citizens Security Professorship II (formerly Bus. Of Med. Ch.	206,482.09	217,428.09	200,020.81	207,974.88	4	8,968.846092	12,507.84	21,476.64			21,476.64		
013037 First National/Citizens Security Professorship	208,459.51	219,502.27	201,936.36	209,966.06	4	9,448.47	12,627.62	22,076.09			22,076.09		
Subtotal, OSU Technical Branch, Okmulgee:	3,655,688.09	3,710,865.85	3,614,161.36	3,609,640.26		162,439.31	715,452.15	877,891.46					
OSU College of Veterinary Medicine													
014001 Melde/Lindberg-Stellen Professorship in Biomedical Research	846,001.86	903,823.37	868,206.03	872,677.09	4	39,270.47	36,168.28	75,438.75			75,438.75		
014002 Henthorne Clinical Professorship in Small Animal Medicine	303,691.69	331,389.75	307,248.19	314,109.88	4	14,134.94	6,669.22	20,804.10			20,804.10		
014003 Clinical Professorship in Bio-Medical Laser Surgery	253,521.68	274,377.84	252,420.45	260,106.66	4	11,704.80	8,664.60	20,369.40			20,369.40		
014004 Tom Kirby Chair in Animal Internal Medicine II (formerly Inter	536,252.11	564,755.67	544,840.90	550,744.93	4	23,211.44	64,601.74	87,813.18			87,813.18		
014005 Animal Internal Medicine Chair II**	244,542.38	265,494.12	245,018.34	261,684.96	4	11,926.82664	4,168.88	16,095.74			16,095.74		
Subtotal, OSU Vet. Med.	2,177,990.12	2,338,840.76	2,177,788.92	2,228,621.60		100,198.47	94,996.19	194,886.66					

OKLAHOMA STATE REGENTS' ENDOWMENT TRUST FUND--2015 DISTRIBUTION SCHEDULE

Account	Account Balance 6/30/15	Account Balance, 6/30/14	Account Balance, 6/30/13	Three-year Average Mkt. Value	# Qtrs	F 110 Available Distribution	F 111 Carryover	Total Available Distribution	Distributio n
OSU COMS									
773001 OCM Professorship in Telermecine	311,112.62	333,606.29	317,436.14	320,718.36	4	14,432.33	7,278.67	21,711.00	
773002 Integri Baptist Health Center Endowed Professorship in Family Medicine	247,203.77	268,804.92	282,420.45	256,143.06	4	11,626.44	2,233.17	13,859.61	
773003 Tablequah Hospital Foundation Endowed Professorship in Rural Graduate M	253,946.95	268,321.20	262,420.45	268,229.63	4	11,620.33	9,034.22	20,654.55	
773004 Laurence L. and Georgia Ina Dresser Chair in Rural Health Policy	537,362.43	566,421.68	631,840.80	645,238.30	4	24,634.87	21,361.60	46,006.47	
773005 Laurence L. and Georgia Ina Dresser Chair in Rural Medicine	323,844.01	346,796.97	351,840.80	340,833.93	4	24,837.63	7,738.32	32,575.95	
773006 George Kaiser Family Foundation Chair C	1,060,465.03	1,097,511.34	1,009,681.81	1,066,836.06	4	47,614.87	81,488.61	129,003.48	
773007 George Kaiser Family Foundation Chair D	1,060,465.03	1,097,511.34	1,009,681.81	1,066,836.06	4	47,614.87	81,488.61	129,003.48	
773008 Stillwater National Bank Professorship in Masters of Healthcare Administr	248,702.15	269,304.86	292,420.45	266,809.15	4	11,606.41	3,745.04	15,351.45	
773009 Saint Francis Health System Endowed Chair in Pediatrics	432,032.64	470,698.37	441,738.79	448,128.61	4	20,196.70	3,330.80	23,496.19	
773010 George Kaiser Family Foundation Chair A II, formerly Behavioral Sci Chair	996,580.59	1,081,365.98	1,009,681.81	1,029,209.46	4	46,314.43	16,848.11	63,162.53	
773011 Northwest OK Osteopathic Prof. of Primary Care Program II**	243,267.24	262,738.23	246,018.34	260,867.27	4	11,266.08	6,636.67	18,902.75	
Subtotal, OSU COMS	6,916,006.48	6,283,089.17	6,854,178.66	6,017,407.77		270,783.36	240,068.31	510,851.66	
OSU Tulsa									
018001 George Kaiser Family Foundation Chair in Family Rth & Resilienc	998,635.12	1,082,236.38	1,020,459.84	1,033,777.11	4	46,519.97	59,112.46	106,632.43	
018002 C. F. Colcord Chair	1,053,018.80	1,109,703.76	1,044,696.21	1,098,939.69	4	48,102.28	136,888.40	184,990.68	
018003 Gary Tennepohl Chair in Finance	391,632.41	428,215.90	436,418.81	492,039.04	4	40,144.01	140,044.36	180,188.37	
018004 Yankow Chair	918,290.98	993,941.39	997,716.40	999,698.12	4	48,000.12	(0.00)	48,000.12	
018005 Helmerich Family Chair	2,210,416.30	2,287,635.05	2,104,564.57	2,200,871.98	4	99,039.24	379,698.83	478,738.07	
018006 George Kaiser Family Foundation Chair in Ethical Leadership (formerly Ch	1,043,383.96	1,079,833.57	1,009,681.81	1,044,239.78	4	46,993.49	64,090.86	111,084.35	
018007 George Kaiser Family Foundation Chair C	1,060,465.03	1,097,511.34	1,009,681.81	1,066,836.06	4	47,614.87	81,488.61	129,003.48	
018008 George Kaiser Family Foundation Chair D	1,060,465.03	1,097,511.34	1,009,681.81	1,066,836.06	4	47,614.87	81,488.61	129,003.48	
018009 George Kaiser Family Foundation Chair in Family Resilience II (formerly R	1,018,915.23	1,087,015.01	1,009,681.81	1,038,837.36	4	46,734.18	39,636.82	86,371.00	
018010 Gary Tennepohl Chair in Finance II**	256,851.88	266,249.76	246,018.34	266,040.00	4	11,621.79	16,622.72	28,244.51	
Subtotal, OSU Tulsa	10,806,074.33	11,029,579.51	10,267,001.40	10,801,886.08		477,084.85	1,001,829.66	1,478,914.51	
OSU Technical Branch, Oklahoma City									
Margaret Brock Lectureship in Nursing	31,400.33	32,497.48	29,896.83	31,264.96	4	1,406.92	6,171.71	7,578.63	
Paul Daugherty Arts & Sciences Endowed Lectureship #02	49,178.55	60,994.49	46,921.93	49,954.21	4	2,030.39	22,245.99	24,245.99	
015003 Horticulture Technology Lectureship	27,950.71	28,927.15	26,612.22	27,830.03	4	1,262.96	4,801.14	6,065.49	
Subtotal, OSU Technical Branch, Oklahoma City:	108,529.59	112,919.11	103,530.66	108,069.18		4,699.86	33,218.84	38,916.80	
TOTAL, OSU:	187,911,908.79	179,939,965.86	170,111,120.80	172,230,996.79		7,489,944.81	10,498,684.06	18,248,628.88	
University of Central Oklahoma									
012001 Inez Miller Chair for Speech and Hearing	210,793.82	228,684.33	220,180.71	219,862.96	4	9,890.36	0.00	9,890.36	
012002 Barnabus Chair in Management Information Systems	247,649.94	308,110.74	283,483.84	279,738.17	4	12,688.22	0.00	12,688.22	
012003 Harold and Juanita Swenard Artist-In-Residence	231,385.63	289,054.91	241,966.35	246,468.60	4	11,046.09	191.53	11,237.61	
012004 Barnabus Lectureship in Emerging Technologies	24,538.41	27,905.83	26,670.83	26,037.70	4	1,171.70	0.00	1,171.70	
012005 Edith Kinney Gaylord Endowed Chair of Journalism #02	278,308.66	301,801.67	290,717.61	290,276.98	4	18,062.42	0.00	18,062.42	
012006 Michael Metzger Professorship in Economics	246,928.38	255,254.58	252,323.29	261,602.08	4	11,322.09	23,984.43	35,306.52	
012007 Roy Cecil (Be) and Maylene Crews Endowed Prof in Educ & Prof Studies	132,027.07	136,639.31	125,704.60	131,466.99	4	6,916.66	17,280.96	24,197.62	
012008 The Sufkeys Endowed Chair in Nursing	231,133.40	248,941.63	239,796.20	239,967.08	4	10,798.07	1,582.15	12,380.22	
012009 John Taylor Bercford Endowed Chair in Computer Science #1	260,092.41	269,178.49	252,420.45	260,683.79	4	11,726.37	15,255.17	26,981.54	
012010 John Taylor Bercford Endowed Chair in Mathematical Statistics	265,116.26	274,377.84	252,420.45	263,971.61	4	11,878.72	20,372.15	32,250.87	
TOTAL, UCO:	2,127,979.97	2,314,121.36	2,184,678.24	2,208,924.86		99,401.82	78,666.39	178,068.21	
East Central University									
230001 Robert S. Kerr Endowed Chair for Environmental Health Sciences	248,031.81	268,960.88	268,948.06	268,646.91	4	11,639.11	(0.00)	11,639.11	
230002 Marvin Stokes Lectureship	76,844.45	82,858.92	79,089.06	79,690.81	4	3,661.69	6,904.09	10,486.67	
230003 Cal. Tom A. Thomas Chair in Human Resources	196,922.19	213,655.66	205,677.33	208,344.39	4	9,240.80	0.00	9,240.80	
230004 Lou Watkins Endowed Lectureship	48,639.64	62,900.34	49,860.69	50,463.06	4	2,270.86	6,816.46	9,087.32	
230005 Julian Rothbaum Lectureship in Political Science	20,660.24	22,662.74	22,032.89	21,786.29	4	980.34	1,050.69	2,031.03	
230006 Leonard Limes Lectureship in Entrepreneurship	24,733.27	28,878.07	26,674.12	26,761.82	4	1,169.28	920.51	2,079.79	
230007 Valley View Regional Hospital Endowed Chair in Nursing #02	310,841.66	387,069.78	319,666.48	322,492.29	4	14,612.16	28,334.27	43,446.43	
230008 East Central University Nursing Faculty Endowed Chair	282,339.43	286,879.16	273,386.85	274,199.48	4	12,838.86	9,437.17	21,476.16	
230009 Sacha Krotta-McClasland Chair in Nursing	288,377.86	316,882.76	310,008.94	304,921.62	4	18,721.47	21,212.97	39,934.44	
230010 The Chickasaw Nation Endowed Chair in Native American Studies	529,946.05	579,197.53	556,521.69	566,221.76	4	24,964.96	18,459.90	43,444.86	
230011 George High Lectureship in Government	27,468.70	29,760.29	28,657.15	28,658.71	4	1,288.29	50.96	1,339.25	
230012 R. Darryl Fisher Lectureship in Government	62,147.92	69,733.80	67,335.80	68,413.61	4	3,688.61	(0.00)	3,688.61	
230013 Tom and Diane Onwell Endowed Professorship in Nursing	140,493.43	152,067.61	147,474.26	146,880.43	4	6,600.62	810.48	7,411.10	
230014 Adolph Linschied Distinguished Teaching Professorship	139,890.19	155,023.23	152,087.36	149,000.26	4	6,706.01	304.86	7,009.87	
230015 The Crabtree Family Br Professorship in Business	153,401.65	166,957.48	161,172.54	160,610.66	4	7,222.98	14,608.82	21,831.80	
230016 Chickasaw Nation Endowed Professorship in Nursing	147,669.53	158,665.40	152,623.06	153,824.88	4	6,622.69	7,833.35	14,476.04	
230017 Halle Ford Chair in Fine Arts	245,171.75	266,031.91	258,947.46	266,717.04	4	11,562.27	6,482.22	18,044.49	
230018 Shirley Poage Lectureship in Business	24,472.65	26,454.65	26,642.32	26,866.54	4	1,168.54	130.53	1,299.07	
230019 Gene Nelson Chair in Business Administration	250,577.02	259,330.69	243,407.18	261,104.96	4	11,299.72	21,112.47	32,412.19	
230020 David A. Lockmiller Lectureship in Art History	23,235.08	25,071.40	24,012.03	24,106.17	4	1,084.78	1,243.50	2,328.27	
230021 Chickasaw Nation Professorship in Accounting	132,538.13	137,188.92	126,210.23	131,998.76	4	6,839.96	10,186.08	16,126.45	
230022 Horne and Company Professorship in Accounting	129,588.05	137,188.92	126,210.23	130,996.73	4	6,894.61	7,186.08	13,080.88	
230023 Vinson Bank Professorship in Banking and Finance	127,352.43	135,387.50	126,210.23	129,660.05	4	6,834.26	4,895.54	10,729.80	
230024 Chickasaw Nation Professorship in Business Administration	129,093.04	137,188.92	126,210.23	130,930.73	4	6,887.38	6,696.08	12,673.46	

OKLAHOMA STATE REGENTS' ENDOWMENT TRUST FUND--2015 DISTRIBUTION SCHEDULE

Account	Account Balance, In three-year average			# Qtrs	F 110 Available		Total Available	Distribution
	Account Balance 6/30/15	Account Balance, 6/30/14	6/30/13		Mrkt. Value	Distribution		
TOTAL, ECU:	3,760,162.19	4,063,368.56	3,890,667.11	3,904,732.62	176,712.97	173,987.21	849,700.18	
Northwestern State University								
485001 Endowed Chair of Teaching Excellence (Public)	462,417.67	682,066.39	636,484.97	626,666.08	4	29,699.62	122,387.92	146,087.45
485002 Endowed Chair of Teaching Excellence (Private)	450,930.13	670,176.34	624,647.36	616,217.95	4	29,164.61	122,219.84	145,404.66
485003 Southwestern Bell Distinguished Lectureship	96,495.96	141,364.32	129,969.49	122,678.26	4	6,616.80	10,654.98	16,170.78
485004 William Frank Talbert Chair in Business	225,431.09	336,769.71	309,946.95	300,632.69	4	13,061.17	24,726.81	67,937.97
485005 L.P. Woods Endowed Lectureship for Math	41,232.88	68,646.67	69,061.14	67,613.66	4	2,692.61	3,481.70	6,074.31
485006 Endowed Chair in College of Education	230,736.64	362,969.49	338,940.66	309,222.40	4	13,916.01	17,721.91	31,636.92
485007 Jesse and Marilyn Galey Professorship in the College of Business	141,968.79	157,277.63	144,691.36	147,979.23	4	6,669.07	11,780.95	18,440.02
485008 Dr. Susan Brackett Endowed Chair in Reading in College of Education	265,116.26	274,377.94	252,429.45	263,971.61	4	11,676.72	20,372.15	32,260.87
485009 Dr. Kirk Boatright Endowed Professorship in College of Optometry	122,538.13	137,188.92	126,210.23	128,662.42	4	6,789.96	166.08	6,976.49
485010 Entrepreneurial Lectureship Series in the College of Business	32,874.42	34,023.85	31,300.14	32,782.47	4	1,472.96	2,526.15	3,999.11
TOTAL, NSU:	2,069,762.37	2,664,709.20	2,461,462.96	2,396,311.61		107,789.02	336,058.49	443,847.61

OKLAHOMA STATE REGENTS' ENDOWMENT TRUST FUND--2015 DISTRIBUTION SCHEDULE

Account	Account Balance 6/30/15	Account Balance, 6/30/14	Account Balance, 6/30/13	Three-year average Mkt. Value	# Qtrs	F 110 Available Distribution	F 110 Carryover	Total Available Distribution	Distributio n
Northwestern Oklahoma State University									
505001 Charles Merion Chair in Education	366,180.07	397,069.19	382,273.25	381,840.64	4	17,162.84	16,993.09	34,176.93	
505002 Pearl Louise Mariast Welch Alumni Chair in Business	329,840.39	366,679.72	343,292.64	342,904.22	4	16,430.69	(0.00)	16,430.69	
505003 Jake and Jayne Lindsay Lectureship	245,720.16	266,447.89	266,619.27	266,619.27	4	11,630.31	20,000.00	31,630.31	
505004 Bert H. Mackie Chair in Business	194,190.91	210,671.88	202,726.61	202,496.06	4	9,112.32	0.00	9,112.32	
505005 Harold G. Hamm Chair in Business	194,191.04	210,672.03	202,726.61	202,496.19	4	9,112.32	(0.00)	9,112.32	
505006 Endowed Chair #1	197,194.72	213,829.08	206,661.30	206,628.83	4	9,263.27	(0.00)	9,263.27	
505007 Endowed Chair #2	197,194.72	213,829.08	206,661.30	206,628.83	4	9,263.27	(0.00)	9,263.27	
505008 Endowed Chair #3	197,194.72	213,829.08	206,661.30	206,628.83	4	9,263.27	(0.00)	9,263.27	
505009 Endowed Chair #4	197,194.72	213,829.08	206,661.30	206,628.83	4	9,263.27	(0.00)	9,263.27	
505010 Endowed Chair #5	225,151.07	244,143.69	236,046.19	234,780.32	4	10,666.11	10,000.00	20,666.11	
505011 Endowed Chair #6	225,151.07	244,143.69	236,046.19	234,780.32	4	10,666.11	10,000.00	20,666.11	
505012 Endowed Chair #7	225,151.07	244,143.69	236,046.19	234,780.32	4	10,666.11	10,000.00	20,666.11	
505013 Endowed Chair #8	225,151.07	244,143.69	236,046.19	234,780.32	4	10,666.11	10,000.00	20,666.11	
505014 J. T. and Jaymie Lindsey Endowed Chair	225,151.07	244,143.69	236,046.19	234,780.32	4	10,666.11	10,000.00	20,666.11	
505015 J. T. and Jaymie Lindsey Endowed Professorship	174,787.53	189,531.73	182,469.23	182,282.88	4	8,201.83	0.00	8,201.83	
505016 Marvel/Smith Academic Performance Enhancement Lectureship	46,004.32	49,884.95	48,027.36	47,972.21	4	2,168.76	0.00	2,168.76	
505017 Dorothy J. Reichenberger Endowed Chair in Music	230,021.58	249,424.70	240,136.75	239,861.01	4	10,793.76	0.00	10,793.76	
505018 Dr. Anna B. Fisher Endowed Chair in Biology	230,021.58	249,424.70	240,136.75	239,861.01	4	10,793.76	0.00	10,793.76	
505019 William Donald Campbell Family Chair in Agriculture	230,021.58	249,424.70	240,136.75	239,861.01	4	10,793.76	0.00	10,793.76	
505020 Grace V. Wisdom Endowed Chair in Visual Arts	245,103.40	265,608.35	252,420.45	254,377.40	4	11,446.98	(0.00)	11,446.98	
505021 Wisdom Family Endowed Chair in Agriculture	245,103.40	265,608.35	252,420.45	254,377.40	4	11,446.98	(0.00)	11,446.98	
505022 The Fryer Family Chair in Business	88,237.25	95,619.00	90,371.67	91,676.87	4	4,130.91	0.00	4,130.91	
505023 The Helen Irene Patterson Lectureship in Music	88,237.25	95,619.00	90,371.67	91,676.87	4	4,130.91	0.00	4,130.91	
TOTAL, NWOSU:	4,976,246.49	6,394,367.47	6,182,912.17	6,183,971.71		288,278.78	75,993.08	810,271.80	
Southeastern Oklahoma State University									
680001 Dr. Lannie Ruth Hall Distinguished Lectureship (in Business) (Pri	76,007.83	78,663.09	72,967.99	76,679.64	4	3,405.66	40,513.54	43,919.12	
680002 Dr. Lannie Ruth Hall Distinguished Lectureship (in Business) (Pub	75,710.65	78,956.63	72,086.04	76,389.74	4	3,392.27	39,518.46	42,910.73	
680003 Massey Family Lectureship in Business and Public Policy (Private)	139,903.40	164,668.32	142,186.03	146,647.26	4	6,649.69	44,051.55	60,601.18	
680004 Massey Family Lectureship in Business and Public Policy (Public)	183,814.56	190,298.96	176,012.11	183,020.67	4	8,206.94	79,522.89	87,729.83	
680005 Don W. Sands Lectureship in Business Administration	91,461.82	96,174.42	97,667.96	91,664.74	4	4,120.41	43,853.10	47,973.52	
680006 Ruth Steger Lectureship in Music	53,931.38	66,816.42	62,640.38	64,129.06	4	2,436.81	3,619.82	6,056.63	
680007 Engles Family Endowed Chair in Biomedical Science	237,416.93	246,710.86	239,902.14	240,976.64	4	10,843.96	11,147.06	21,991.01	
680008 John Massey Chair in Business No. 1	227,784.08	241,632.94	232,328.03	232,232.21	4	10,450.46	(0.00)	10,450.46	
680009 Medical Center Professorship in Biomedical Sciences	128,001.38	132,472.99	129,066.90	129,847.09	4	6,648.12	6,001.59	11,649.70	
680010 Julian J. Rothbaum Lectureship	37,243.96	38,645.04	36,460.44	37,083.15	4	1,666.74	16,829.55	18,496.29	
680011 Sullivan Lectureship in Business	38,488.24	39,632.79	38,646.13	38,322.05	4	1,724.49	14,804.56	16,529.06	
680012 John Massey Chair in Business No. 2	233,586.98	263,406.69	243,660.69	243,647.92	4	10,969.66	0.00	10,969.66	
680013 John Massey Chair in Business No. 3	262,032.45	294,266.76	273,321.04	273,236.42	4	12,394.29	0.00	12,394.29	
680014 John Massey Chair in Business No. 4 #02	385,777.31	310,026.36	297,068.79	297,968.82	4	18,408.97	0.00	18,408.97	
680015 John Massey Chair in Business No. 5	265,240.74	288,126.34	287,929.19	280,432.09	4	12,619.44	0.00	12,619.44	
680016 John Massey Chair in Business No. 6	309,755.34	351,624.37	323,486.34	328,336.32	4	14,772.97	93,760.54	108,533.51	
680017 John Massey Chair in Business No. 7	278,332.65	288,594.10	265,499.94	277,648.80	4	12,494.19	58,531.20	71,025.39	
680018 John Massey Professorship in Business #1	109,010.39	112,818.56	110,201.87	110,676.94	4	4,980.46	5,132.78	10,113.24	
680019 John Massey Professorship in Business #2	145,397.71	150,477.03	138,434.95	144,769.90	4	6,614.66	28,397.11	34,911.76	
680020 Chickasaw Nation Endowed Chair in Business Management	290,566.95	300,717.63	276,652.37	289,912.92	4	10,019.06	49,351.50	62,370.56	
680021 Donna Massey Professorship in Music	89,115.97	97,583.66	102,732.25	95,477.29	4	4,841.46	1,180.31	6,021.77	
680022 Kay Massey Professorship in Business	107,090.51	110,831.61	107,996.32	108,639.48	4	4,888.78	5,036.98	9,925.76	
680023 Chickasaw Nation Professorship in Business Management	143,031.01	148,027.66	136,181.59	142,413.42	4	6,408.60	41,917.80	48,326.40	
680024 Clark and Wanda Bass Lectureship in Piano Music	65,281.82	67,562.37	64,761.56	66,888.68	4	2,964.09	7,712.37	10,676.46	
680025 John L. Massey Chair in Business No. 8	276,302.04	285,934.38	263,070.57	276,109.00	4	12,379.90	47,460.86	59,840.76	
680026 Oklahoma Master Foundation Institute for Professional Dev. & Lectureship	106,646.50	109,251.13	100,868.18	105,698.61	4	4,761.49	8,149.86	12,911.35	
TOTAL, SEOSU:	4,252,302.60	4,510,758.98	4,288,128.81	4,343,789.19		195,467.81	646,292.44	841,760.25	
Southwestern Oklahoma State University									
685001 Lectureship #1 (Public)	95,031.12	98,960.94	90,480.90	94,630.79	4	4,267.94	20,665.56	24,933.40	
685002 Lectureship #1 (Private)	86,218.25	89,250.20	82,069.46	86,846.97	4	3,665.07	18,206.72	22,069.79	
685003 Lectureship #2 (Public)	94,531.13	97,893.48	90,004.26	94,122.96	4	4,236.63	19,962.15	24,197.68	
685004 Lectureship #2 (Private)	85,683.76	88,677.04	81,680.66	86,313.79	4	3,639.12	18,983.86	21,623.98	
685005 Lectureship #3 (Public)	56,445.67	58,689.11	56,080.46	56,404.93	4	2,429.22	11,750.80	14,179.83	
685006 Lectureship #3 (Private)	44,887.67	46,456.77	44,738.10	44,693.65	4	2,011.22	9,478.94	11,490.16	
685007 Dobson Chair in Business	201,845.99	208,897.28	200,060.16	213,601.14	4	9,612.06	11,124.81	20,736.86	
685008 Foundation-Florence Hagin Lectureship	32,236.92	33,983.08	30,693.16	32,097.72	4	1,444.40	6,807.47	8,251.88	
685009 Ed and Winnie Cline Barron Endowed Chair in Department of Mus	254,458.03	267,876.33	267,704.64	261,866.97	4	11,733.46	32,135.48	43,819.04	
685010 Florence Hagin Chair in Chemistry	276,765.64	296,434.18	290,507.23	284,669.02	4	12,806.61	35,480.08	48,286.68	
685011 Guy Hagin Chair in Biology	291,976.57	302,176.49	294,586.76	294,586.76	4	13,269.90	51,009.21	64,279.11	
685012 Don and Diane Hunter	86,799.73	89,832.00	82,643.09	86,424.94	4	3,869.12	14,909.73	18,769.86	
685013 Foundation-Harvey Minton Lectureship	34,834.16	36,033.13	33,167.94	34,686.74	4	1,680.86	5,963.36	7,644.22	
685014 Everett Dobson Chair in Accounting	276,302.04	285,934.38	263,070.57	276,109.00	4	12,379.90	47,460.86	59,840.76	
685015 Everett Dobson Chair in Management	276,302.04	285,934.38	263,070.57	276,109.00	4	12,379.90	47,460.86	59,840.76	
685016 Everett Dobson Chair in Finance	276,302.04	285,934.38	263,070.57	276,109.00	4	12,379.90	47,460.86	59,840.76	
685017 Everett Dobson Chair in Marketing	276,302.04	285,934.38	263,070.57	276,109.00	4	12,379.90	47,460.86	59,840.76	

OKLAHOMA STATE REGENTS' ENDOWMENT TRUST FUND--2015 DISTRIBUTION SCHEDULE

Account	Account Balance 6/30/15	Account Balance, 6/30/14	Account Balance, 6/30/13	3-year average Mkt. Value	# Qtrs	F 110 Available Distribution	F 114 Carryover	Total Available	Distribution
685018 The Nelson Sims Endowed Chair in Pharmacy	265,116.26	274,377.84	252,420.45	263,971.61	4	11,878.72	20,372.15	32,250.87	
685019 The H.F. Timmons Endowed Chair in Pharmacy	132,558.13	137,188.92	126,210.23	131,985.76	4	6,939.96	10,186.08	16,126.43	
685020 The Homer Ryan Professorship in Accounting	106,046.50	109,751.13	100,968.18	105,658.61	4	4,761.49	8,148.86	12,910.36	
685021 The Don Weeks Professorship in Accounting	132,558.13	137,188.92	126,210.23	131,985.76	4	6,939.96	10,186.08	16,126.43	
685022 The Mike Jones Professorship in Accounting	53,023.25	54,875.57	50,484.09	62,794.30	4	2,376.74	4,074.43	6,450.17	
685023 Ed & Winnie Cla Berrong Chair in Engineering Technology	265,116.26	274,377.84	252,420.45	263,971.61	4	11,878.72	20,372.15	32,250.87	
TOTAL, SWJSTU:	8,700,672.66	8,829,548.77	8,626,162.44	8,718,838.03		167,348.61	518,191.62	685,540.23	

OKLAHOMA STATE REGENTS' ENDOWMENT TRUST FUND--2015 DISTRIBUTION SCHEDULE

Account	Account Balance 6/30/15	Account Balance, 6/30/14	Account Balance, 6/30/13	Three-year average Mkt. Value	# Qrts	F 110 Available Distribution	F 110 Carryover	Total Available Distribution	Distribution
Camoron University									
100001 Lewton Independent Insurance Agents Chair	516,932.70	634,991.26	629,896.92	627,973.62	4	28,727.81	101,394.97	126,122.39	
100002 McClelland/Amosquet Bank Endowed Chair	373,818.14	683,869.92	646,359.32	671,340.46	4	26,710.32	162,793.30	186,603.62	
100003 Clarence E. Page Chair in Mathematics	493,414.20	610,661.16	478,626.49	494,196.94	4	22,238.96	75,627.04	97,866.91	
100004 Honors Program Lectureship	112,057.22	115,971.83	113,210.90	113,413.32	4	6,103.60	5,698.44	10,672.04	
100005 President's Partners Lectureship	334,116.03	349,768.06	318,116.98	332,673.36	4	14,970.30	170,396.84	186,366.64	
100006 Joseph H. Mullin Chair in Agriculture	481,225.67	488,936.82	600,489.88	482,254.06	4	22,196.48	136,231.88	167,418.31	
100007 Mary Dixie Mullin Chair in the Sciences	510,237.81	628,062.48	646,802.01	627,967.43	4	23,768.68	162,184.81	186,948.34	
100008 Virginia Brewczynski Chair in Business	446,658.66	462,262.26	436,768.89	443,663.27	4	20,185.36	86,016.21	106,201.66	
100009 Harold & Elizabeth Haekler Lectureship in Teaching Excellence	60,722.10	62,943.37	60,482.19	61,349.22	4	2,760.71	2,870.47	5,631.19	
100010 SWB Endowed Lectureship in Telecommunications	33,043.43	34,197.77	33,117.01	33,482.74	4	1,636.97	1,666.40	3,181.77	
100011 Helen C. Shultz Lectureship in the Study & Application of English	33,057.65	34,212.48	33,690.63	33,620.22	4	1,612.91	1,676.50	3,189.81	
100012 R.H. Drewry Lectureship in Telecommunications	28,429.83	29,428.00	27,068.39	28,307.07	4	1,273.82	2,682.98	3,956.80	
100013 Buck and Irene Clements Lectureship in Agriculture	27,030.60	27,974.89	27,116.13	27,373.88	4	1,281.82	1,417.06	2,649.48	
100014 Mary Kate Wulman Drew Endowed Lectureship	70,722.38	73,193.00	70,483.66	71,459.66	4	3,216.68	3,331.39	6,647.07	
100015 B.H. and Flora Brewer Endowed Professorship in Instruction Tech	116,749.19	130,827.71	119,438.11	119,006.00	4	6,366.23	11,799.67	17,161.80	
100016 FSO Lectureship in Instructional Technology and Multimedia Des	51,339.34	63,132.68	48,880.81	61,117.66	4	2,300.29	6,268.67	7,668.96	
100017 James O. 'Diz' and June Parsley Barnett Endowed Lectureship	22,179.66	22,964.49	22,129.60	22,421.22	4	1,008.96	1,087.71	2,076.87	
100018 John C. Fayner Endowed Lectureship in Communications	28,460.74	29,464.93	28,763.77	28,889.63	4	1,300.04	7,194.12	8,494.16	
100019 Harvard and Judith Tomlinson Lectureship in Phy. Sciences	21,679.42	23,451.31	21,402.90	21,998.94	4	8,238.96	2,414.16	4,883.61	
100020 Southwest Oklahoma Opera Guild Lectureship	21,495.98	22,246.93	22,960.62	22,281.14	4	1,000.40	1,102.23	2,102.69	
100021 Tuck and Anna Pittman Lectureship in Instruct. Tech	27,482.49	28,442.66	27,362.38	27,762.48	4	1,249.81	1,364.69	2,608.84	
100022 Dr. Robert H. Drewry Endowed Lectureship in Chemistry	23,352.43	24,188.22	23,638.04	24,396.23	4	1,037.38	1,139.11	2,236.49	
100023 Jack Bryan Endowed Lectureship in Art	63,084.53	65,039.37	62,268.33	63,812.14	4	2,626.65	2,626.16	5,249.70	
100024 Katherine D. Lacy Endowed Lectureship in History	24,064.33	24,908.00	23,923.92	24,397.76	4	1,095.40	1,194.74	2,288.14	
100025 Home Savings Bank Endowed Chair in Organizational Leadership	25,882.06	26,768.23	26,638.60	26,168.96	4	1,177.60	1,349.67	2,627.17	
100026 Kerr Endowed Lectureship in Physical Science	26,669.77	29,671.32	28,684.80	28,976.30	4	1,303.89	1,411.86	2,716.74	
100027 McClelland Foundation Chair in Educational Leadership	240,654.69	249,016.72	237,870.04	242,628.82	4	10,913.80	65,624.91	76,499.99	
100028 Louise McMahon Endowed Chair in Music	33,828.82	35,010.60	33,680.79	34,173.40	4	1,637.80	1,644.94	3,182.74	
100030 Jack and Joyce Amyx Lectureship in Business	28,508.22	29,504.13	28,382.98	28,998.44	4	1,304.98	1,407.79	2,772.72	
100031 Edward and Lorena Hamer/Edward J. Menninger Lectureship in Retail Market	31,653.78	32,792.62	32,346.42	32,713.61	4	1,474.61	1,638.30	3,113.61	
100032 Ajay and Shreem Bhargava Lectureship in India Studies	29,119.41	30,136.87	31,405.03	30,220.60	4	1,369.32	2,127.61	3,487.45	
100033 Philip J. Jones Lectureship in Business	37,550.01	38,861.78	35,751.82	37,387.87	4	1,682.46	9,449.90	11,132.36	
100034 Clodas and Pauline Smith Lectureship	37,693.77	39,010.56	37,912.64	38,305.66	4	1,719.26	6,480.26	8,199.51	
100035 Trent Paton Endowed Lectureship	32,418.65	33,251.16	32,706.14	32,891.96	4	1,480.14	4,659.91	6,080.05	
100036 Richard T. Nottingham, M.D. Music Theatre Lectureship	29,646.75	30,682.43	29,514.99	29,948.06	4	1,347.66	1,480.65	2,838.21	
100037 Bhargava Endowed Lectureship in International Studies	29,171.51	30,190.59	30,074.49	29,812.20	4	1,341.56	1,689.80	2,931.36	
100038 Jummy and Virgie Stanton Endowed Lectureship in Physical Science	34,493.75	35,698.76	36,061.84	36,418.12	4	1,658.82	3,988.49	5,646.31	
100039 Blanchett Lectureship in Finance	28,400.63	29,392.78	28,684.55	28,739.82	4	1,236.97	4,063.90	5,269.87	
100040 Blanchett Lectureship in Investments	25,973.46	26,380.81	25,381.50	27,678.69	4	1,241.04	1,419.61	2,900.64	
100041 Buck and Irene Clements Lectureship in Child Development	25,790.34	26,691.30	25,659.27	26,046.97	4	1,172.11	1,807.62	2,479.64	
100042 Herb and Dorothy Pitman Carter Lectureship in Physical Science	31,943.55	33,059.47	31,793.81	32,266.61	4	1,461.96	1,881.86	3,033.82	
100043 Maguente West Wilkinson Lectureship in Music	50,450.09	52,212.52	49,414.11	50,662.24	4	2,281.16	4,631.49	6,912.64	
100044 Mary Sue Sills Endowed Lectureship in Agricultural Science	27,630.20	28,595.44	26,387.06	27,610.90	4	1,237.99	4,745.06	5,984.05	
100045 James Eddie Phillips Endowed Lectureship in Mathematical Science	30,153.98	31,207.38	28,709.97	30,023.77	4	1,361.07	3,890.76	6,291.82	
100046 Gladys 'Gats' Paton Endowed Lectureship in Health & Physical Ed	24,099.14	24,941.02	23,977.06	24,382.40	4	1,094.96	1,170.77	2,266.73	
100047 Tma Solomon Endowed Lectureship	32,932.53	34,082.99	31,355.47	32,730.33	4	1,476.66	4,979.66	6,456.42	
100048 Jeff and Kevin Graham Endowed Lectureship for Dependent Awareness	24,248.28	25,095.37	24,007.06	24,460.23	4	1,100.26	1,324.65	2,424.84	
100049 GEO Group Endowed Lectureship in Criminal Justice and Sociology	32,791.04	33,936.56	31,220.75	32,649.46	4	1,469.23	4,420.32	6,889.64	
100050 Todd and Cindy Sanner Endowed Lectureship in Chemistry	41,691.85	43,148.32	40,891.29	41,910.49	4	1,886.97	6,018.67	6,904.64	
100051 Doyce and Sammy Croy Endowed Lectureship in Criminal Justice & Soc.	24,151.65	24,995.37	24,007.06	24,384.69	4	1,097.31	1,223.06	2,320.39	
100052 Flora Brewer Endowed Chair in Education	276,302.04	285,294.38	263,070.57	276,109.00	4	12,379.30	47,460.86	59,840.76	
100053 B. H. Brewer Endowed Chair in Education	276,302.04	285,294.38	263,070.57	276,109.00	4	12,379.30	47,460.86	59,840.76	
100054 Ted Owens Endowed Lectureship in Health & Physical Education	24,099.14	24,941.02	23,977.06	24,382.40	4	1,094.96	1,170.77	2,266.73	
100055 John and JoAnn Sterling Endowed Lectureship in Accounting & Auditing	24,099.14	24,941.02	23,977.06	24,382.40	4	1,094.96	1,170.77	2,266.73	
100056 Ajay and Shreem Bhargava Lectureship in Pre-Nursing	24,099.14	24,941.02	23,977.06	24,382.40	4	1,094.96	1,170.77	2,266.73	
100057 Bill G. Taylor Endowed Lectureship in Mathematical Science	27,630.20	28,595.44	26,387.06	27,610.90	4	1,237.99	4,745.06	5,984.05	
100058 Burgess Family Lectureship in Business	55,260.41	57,190.88	52,614.11	56,021.80	4	2,476.96	9,492.17	11,968.16	
100059 Jane Godlove Endowed Lectureship	33,156.24	34,314.53	31,568.47	33,013.08	4	1,486.69	6,696.30	7,189.89	
100060 Frances Jo Richard on Endowed Lectureship in Chemistry	24,099.14	24,941.02	23,977.06	24,382.40	4	1,094.96	1,170.77	2,266.73	
100061 JoAnne Hinton Lectureship in Health Education	24,153.69	24,995.37	24,007.06	24,384.69	4	1,116.46	1,169.16	2,274.69	
100062 Dorothy S. T. Oks on Endowed Professorship in Chemistry	185,581.38	192,064.49	176,694.32	184,780.06	4	8,316.10	14,280.61	22,676.61	
100063 Gerald Paul and Kay Anne Larsen Lectureship in Mathematical Science	26,511.63	27,437.78	25,242.05	26,397.16	4	1,187.87	2,037.22	3,225.09	
100064 Charles and Edythe Holmes Endowed Lectureship in English	26,511.63	27,437.78	25,242.05	26,397.16	4	1,187.87	2,037.22	3,225.09	
100065 The Hamerays Endowed Lectureship for Excellence in Research	26,511.63	27,437.78	25,242.05	26,397.16	4	1,187.87	2,037.22	3,225.09	
100066 B.G. Charles H. Allen Endowed Lectureship in Military Science & Leadership	26,511.63	27,437.78	25,242.05	26,397.16	4	1,187.87	2,037.22	3,225.09	
100067 Dr. William L. and Barbara Seacore Endowed Lectureship in Political Sci	26,511.63	27,437.78	25,242.05	26,397.16	4	1,187.87	2,037.22	3,225.09	
TOTAL, Camoron:	6,696,988.04	6,859,611.80	6,654,930.62	6,654,365.32		299,446.34	1,278,762.87	1,678,199.80	
Langston University									
420001 Endowment	38,107,645.06	38,636,624.44	34,728,233.65	37,124,234.95	4	1,670,690.65	8,666,409.61	10,326,000.16	
420002 FSO Lectureship (Public)	82,211.31	80,083.29	78,274.40	81,866.33	4	3,668.64	41,914.96	46,698.49	
420003 FSO Lectureship (Private)	81,918.21	84,719.96	77,996.94	81,664.60	4	3,670.40	46,036.64	49,766.94	

OKLAHOMA STATE REGENTS' ENDOWMENT TRUST FUND--2015 DISTRIBUTION SCHEDULE

Account	Account Balance 6/30/15	Account Balance, 6/30/14	Account Balance, 6/30/13	3-year average Mrkt. Value	# Qrts	F 110 Available Distribution	F 114 Carryover	Total Available	Distribution
420004 Southwestern Bell Endowed Lectureship	153,213.21	168,666.67	146,876.19	162,561.66	4	6,664.62	71,071.07	77,936.89	
420005 William Henry Hale Lectureship	80,536.94	63,990.32	76,680.12	80,169.09	4	3,606.61	48,164.61	61,763.32	
420006 J. C. Penney Professorship of Business	142,307.65	147,219.03	136,492.86	141,693.18	4	6,376.19	69,668.88	76,945.07	
420007 T. M. Crisp Professorship in Recreation & Good Sportsmanship	453,684.94	469,693.98	491,969.01	461,726.98	4	20,327.67	324,739.49	345,067.16	
420008 James A. Close Endowed Chair	436,301.26	461,643.03	416,407.81	434,417.37	4	19,646.76	191,960.01	211,498.79	
420009 Lilian Johnson Hemmitt Endowed Chair	1,105,208.15	1,143,817.53	1,052,282.29	1,100,436.99	4	49,619.62	189,643.42	239,263.04	
420010 Delta Sigma Theta Sorority Distinguished Professorship	319,093.01	219,406.77	201,936.36	211,177.61	4	9,602.97	16,937.79	26,800.70	
TOTAL, Langston	40,666,119.66	41,880,279.36	37,344,197.92	39,664,646.66		1,798,698.06	9,666,040.49	11,348,738.26	

OKLAHOMA STATE REGENTS' ENDOWMENT TRUST FUND—2015 DISTRIBUTION SCHEDULE

Account	Account Balance 6/30/15	Account Balance, 6/30/14	Account Balance, 6/30/13	3-year average Mrkt. Value	# Qrts	F 119 Available Distribution	F 119 Carryover	Total Available Distribution	Distributio n
University of Sciences & Arts of Oklahoma									
150001 Mary Jo Hagan Professorship of Interdisciplinary Studies	556,625.11	599,960.68	624,266.96	548,247.67	4	24,871.14	390,472.77	365,143.91	
150002 Budlow Gragley Lectureship	294,369.48	304,853.00	290,272.81	293,096.43	4	13,169.43	186,386.46	199,677.89	
150003 Jesse Dearing Kinley Chair in Interdisciplinary Studies	429,250.74	444,246.20	408,694.92	427,397.29	4	19,282.88	237,151.89	266,384.77	
150004 Dorothy Gilkey Wilcox Professorship in Interdisc. Studies	265,775.83	276,080.46	263,048.44	264,628.24	4	11,908.27	142,459.42	164,367.69	
150005 Dorothy Cuncik Professorship in Interdisc. Studies	239,315.84	247,676.10	227,866.66	238,282.60	4	10,722.71	128,277.20	138,999.91	
150006 Professorship in Biology	208,038.14	216,306.76	198,076.88	207,159.66	4	9,821.29	79,138.88	88,460.17	
150007 Lectureship Program	147,839.21	153,003.83	140,759.53	147,200.66	4	6,624.04	60,279.64	66,903.68	
150008 Bradford Abelson Chair in Religious Reconciliation	271,827.73	281,323.76	258,810.52	270,664.00	4	12,179.49	93,161.83	45,981.26	
TOTAL, USAO:	2,407,042.09	2,491,183.77	2,291,714.40	2,395,648.76		107,849.19	1,217,820.09	1,326,169.28	
Carl Albert State College									
108001 Charles L. Ward Endowed Teaching Lectureship	47,540.24	61,672.87	49,677.08	49,696.66	4	2,231.84	-	2,231.84	
108002 George Bush Professorship for Teaching Excellence	34,309.87	37,219.87	36,662.00	36,793.91	4	1,610.78	-	1,610.78	
108003 Harford Farrell Senior Lectureship	34,294.28	37,202.96	36,536.71	36,777.66	4	1,609.99	-	1,609.99	
108004 Jack Gedosh Endowed Lectureship	31,196.36	38,843.28	32,698.64	32,646.72	4	1,464.66	-	1,464.66	
108005 R. L. Winters Endowed Lectureship	66,630.73	72,282.08	69,626.69	69,612.78	4	3,126.06	-	3,126.06	
108006 Jodi Hoffman Lectureship in Business Technology	26,377.78	30,784.86	29,863.28	29,605.24	4	1,332.24	-	1,332.24	
108007 F. L. Holton Endowed Lectureship in Business Technology	55,848.06	60,684.82	60,366.27	60,358.72	4	2,621.87	-	2,621.87	
108008 Macy R. McEwen Endowed Lectureship in Natural Science	25,716.39	27,897.74	26,872.47	26,828.93	4	1,207.90	-	1,207.90	
108009 Julian J. Rothbaum Lectureship in History	24,170.45	28,220.46	26,266.83	26,216.91	4	1,134.72	-	1,134.72	
108010 Walter White Endowed Lectureship in Early Childhood Education	33,417.38	36,261.67	34,919.38	34,862.81	4	1,668.83	-	1,668.83	
108011 Walter White Endowed Lectureship in Excellence	33,600.00	36,449.79	36,110.22	36,053.94	4	1,677.40	-	1,677.40	
108012 Gerald Perci Lectureship in Academic Excellence	22,234.87	28,694.87	26,594.61	26,548.71	4	1,208.54	-	1,208.54	
108013 Dave and Beverly McMillen Endowed Lectureship	77,707.99	84,298.80	81,200.72	81,069.17	4	3,648.11	-	3,648.11	
108014 Jimmy and Pearl Orr Endowed Lectureship	43,813.20	47,629.22	46,782.47	46,708.80	4	2,066.67	-	2,066.67	
108015 Phillip and Wanda Freeman Endowed Lectureship	22,495.89	24,403.89	23,607.02	23,468.93	4	1,066.10	-	1,066.10	
108016 Roy and Jeanne Reed Endowed Lectureship in Academic Leadership	47,832.38	61,054.92	60,046.53	49,964.44	4	2,246.40	-	2,246.40	
108017 Victor L. Cary Endowed Lectureship in Arts and Sciences	24,240.61	26,296.68	26,330.16	26,289.11	4	1,136.01	-	1,136.01	
108018 Oaley Foundation Endowed Lectureship	25,512.18	27,676.99	26,666.87	26,616.68	4	1,197.71	-	1,197.71	
108019 Dean Worley Endowed Lectureship	46,427.72	50,365.49	48,514.50	48,436.90	4	2,179.62	-	2,179.62	
108020 Duk L. Lewis Endowed Lectureship	25,692.46	27,371.59	26,947.27	26,893.77	4	1,208.17	-	1,208.17	
108021 J.C. and Linda Holton Endowed Lectureship	24,492.64	26,551.90	25,242.05	25,428.66	4	1,144.80	-	1,144.80	
TOTAL, CASO:	781,678.18	847,961.68	816,464.47	818,389.43		36,691.17	-	36,691.17	
Eastern Oklahoma State College									
240001 Julian J. Rothbaum Lectureship	53,716.29	67,371.40	63,419.42	64,836.70	4	2,467.61	16,288.89	18,756.60	
240002 Chottaw Nation Endowed Professorship in Nursing	138,398.85	143,233.68	131,771.25	137,801.26	4	6,201.06	30,702.49	36,903.66	
TOTAL, EOSC:	192,115.14	210,605.08	195,190.67	192,638.96		8,668.66	46,991.38	55,660.26	
Oklahoma City Community College									
653001 Lectureship	152,634.21	178,716.29	169,813.63	162,064.94	4	7,392.46	77,660.51	84,952.96	
TOTAL, OCCO:	152,634.21	178,716.29	169,813.63	162,064.94		7,392.46	77,660.51	84,952.96	
Rogers State University									
461001 Herrington Lectureship	78,757.23	81,608.64	78,214.39	79,493.39	4	3,677.20	15,451.49	19,028.69	
461002 Maurice Meyer Lectureship in Liberal Arts	28,862.47	29,870.76	29,480.32	28,737.86	4	1,296.20	8,136.68	9,432.88	
461003 John W. Norman Endowed Chair in Business Information Techno.	302,797.28	328,601.72	316,104.62	316,894.64	4	14,212.66	(0.00)	14,212.66	
461004 Greg Krutz Endowed Chair in Communications	32,877.31	34,626.18	33,663.99	33,428.61	4	1,604.76	110,217.28	124,258.03	
461005 Saffery's Endowed Chair	284,974.94	294,930.26	271,328.15	283,744.40	4	12,768.60	69,180.32	81,948.82	
461006 Oliver Dewey Mayor Chair	215,742.40	240,021.99	235,947.35	230,570.68	4	10,876.68	0.00	10,876.68	
461007 Board of Visitors Endowed Chair	276,302.04	285,954.38	263,070.57	276,109.00	4	12,379.90	47,480.86	69,840.76	
461008 Grace and Franklin Bernier Foundation Endowed Professorship in Nursing	132,558.13	137,108.92	126,210.23	131,986.76	4	6,239.96	10,186.06	16,136.45	
TOTAL, ROSO:	1,643,616.80	1,748,381.70	1,691,938.61	1,679,714.37		76,697.16	20,832.70	286,219.66	
Tulsa Community College									
750001 Natalie O. Warren Chair of Nursing (Public)	364,071.52	413,796.10	380,680.70	396,182.44	4	17,878.21	0.00	17,878.21	
750002 Natalie O. Warren Chair of Nursing (Private)	362,664.93	412,196.36	379,209.89	384,680.89	4	17,811.07	0.00	17,811.07	
750003 John W. Sublett Professorship (Public)	163,641.03	166,990.61	171,106.42	173,679.82	4	7,811.07	0.00	7,811.07	
750004 John W. Sublett Professorship (Private)	175,762.48	199,767.47	188,780.96	186,436.93	4	8,869.66	(0.00)	8,869.66	
750005 T. Oscar Chappelle Lectureship (Public)	32,715.84	37,184.06	34,208.39	34,702.76	4	1,661.62	(0.00)	1,661.62	
750006 T. Oscar Chappelle Lectureship (Private)	35,280.98	40,099.62	36,890.61	37,463.67	4	1,684.07	0.00	1,684.07	
750007 Founders Incorporated (Private)	208,775.85	237,289.67	218,300.31	221,465.28	4	9,965.49	0.00	9,965.49	
750008 Founders & Assoc. Chair in Allied Health	217,098.60	246,749.12	227,002.76	230,288.49	4	10,362.76	0.00	10,362.76	
750009 Julian Rothbaum Distinguished Lectureship in Public Affairs (pri	23,192.42	26,989.96	24,280.46	24,600.99	4	1,107.04	(0.00)	1,107.04	
750010 Julian Rothbaum Distinguished Lectureship in Public Affairs	22,171.67	26,199.11	23,182.63	23,617.67	4	1,038.29	0.00	1,038.29	
750011 Vesta Van Trease Endowed Lectureship (Private)	21,896.96	24,876.20	22,896.46	23,216.21	4	1,044.73	(0.00)	1,044.73	
750012 Vesta Van Trease Endowed Lectureship (Public)	22,140.78	26,164.69	23,160.66	23,486.44	4	1,065.84	(0.00)	1,065.84	
750013 Unit Corporation Lectureship (Private)	21,657.01	24,614.84	22,645.01	22,972.29	4	1,038.76	0.00	1,038.76	
750014 Unit Corporation Lectureship (Public)	22,051.18	25,040.12	23,069.18	23,393.18	4	1,061.61	0.00	1,061.61	
750015 EDC Electronic Engineering Technology (Private)	21,657.01	24,614.84	22,645.01	22,972.29	4	1,038.76	0.00	1,038.76	
750016 Grace and Franklin Bernier Lectureship in Entrepreneurial Leadership (Priv	21,657.01	24,614.84	22,645.01	22,972.29	4	1,038.76	0.00	1,038.76	
750017 JP Morgan Chase Lectureship (Private)	21,998.16	25,002.59	23,001.73	23,384.16	4	1,060.04	(0.00)	1,060.04	
750018 George Kaiser Family Foundation/TCC Infant (Private)	100,875.29	114,751.55	105,568.43	107,066.09	4	4,817.98	0.00	4,817.98	

OKLAHOMA STATE REGENTS' ENDOWMENT TRUST FUND—2015 DISTRIBUTION SCHEDULE

Account	Account Balance		Account Balance, Three-year Average			F 119 Available		F 119 Total Available		Distribution
	6/30/15	6/30/14	6/30/13	Mrkt. Value	# Qrts	Distribution	Carryover	Distribution		
750018 Mustang Bank Endowed Lectureship (Private)	20,235.09	22,998.73	21,158.23	21,454.02	4	966.88	(0.00)	966.88		
750020 ONEOK Endowed Professorship (Private)	18,745.29	21,505.45	19,600.46	19,885.74	4	894.77	(0.00)	894.77		
750021 Walton Family Foundation Lectureship (Private)	17,787.21	20,216.51	18,599.67	18,867.46	4	849.04	0.00	849.04		
750022 Blue Cross and Blue Shield Lectureship (Private)	19,941.93	22,664.63	20,850.87	21,162.47	4	961.86	(0.00)	961.86		
750023 PSO Electronic Engineering Technology (Public)	22,895.80	26,023.50	23,940.94	24,286.74	4	1,092.90	0.00	1,092.91		
750024 Grace and Franklin Bemis Lectureship in Entrepreneurial Leadership (Pub)	22,895.80	26,023.50	23,940.94	24,286.74	4	1,092.90	0.00	1,092.91		
750025 JP Morgan Chair Lectureship (Public)	22,895.80	26,023.50	23,940.94	24,286.74	4	1,092.90	0.00	1,092.91		
750026 George Kaiser Family Foundation/TCC Infant (Public)	114,478.99	130,117.50	119,704.70	121,433.73	4	6,464.62	0.00	6,464.62		
750027 Mustang Bank Endowed Lectureship (Public)	22,895.80	26,023.50	23,940.94	24,286.74	4	1,092.90	0.00	1,092.91		
750028 ONEOK Endowed Lectureship (Public)	22,895.80	26,023.50	23,940.94	24,286.74	4	1,092.90	0.00	1,092.91		
750029 Walton Family Foundation Lectureship (Public)	22,895.80	26,023.50	23,940.94	24,286.74	4	1,092.90	0.00	1,092.91		
750030 Blue Cross and Blue Shield Lectureship (Public)	22,895.80	26,023.50	23,940.94	24,286.74	4	1,092.90	0.00	1,092.91		
750031 George Kaiser Family Foundation Chair #1	244,744.11	274,377.84	252,420.45	267,180.80	4	11,673.14	0.00	11,673.14		
750032 George Kaiser Family Foundation Chair #2	244,744.11	274,377.84	252,420.45	267,180.80	4	11,673.14	0.00	11,673.14		
750033 George Kaiser Family Foundation Chair #3	244,744.11	274,377.84	252,420.45	267,180.80	4	11,673.14	0.00	11,673.14		
750034 George Kaiser Family Foundation Chair #4	244,744.11	274,377.84	252,420.45	267,180.80	4	11,673.14	0.00	11,673.14		
750035 George Kaiser Family Foundation Chair #5	244,744.11	274,377.84	252,420.45	267,180.80	4	11,673.14	0.00	11,673.14		
750036 George Kaiser Family Foundation Chair #6	244,744.11	274,377.84	252,420.45	267,180.80	4	11,673.14	0.00	11,673.14		
750037 George Kaiser Family Foundation Chair #7	244,744.11	274,377.84	252,420.45	267,180.80	4	11,673.14	0.00	11,673.14		
750038 George Kaiser Family Foundation Chair #8	244,744.11	274,377.84	252,420.45	267,180.80	4	11,673.14	0.00	11,673.14		
750039 George Kaiser Family Foundation Chair #9 (partial)	53,805.04	105,163.00	96,747.22	98,571.76	4	4,436.73	(0.00)	4,436.73		
750040 State Farm Lectureship	24,474.41	27,437.78	25,242.05	26,718.08	4	1,167.31	(0.00)	1,167.31		
TOTAL, FCC:	4,286,969.62	4,949,401.90	4,468,042.93	4,626,804.66		203,706.21	(0.00)	203,706.21		
Rose State College										
531001 Henry Croak Endowed Professorship (Public)	132,637.45	160,722.66	158,661.09	140,673.80	4	6,330.32	0.00	6,330.32		
531002 Henry Croak Endowed Professorship (Private)	141,219.53	160,132.21	144,949.96	146,767.23	4	6,694.63	(0.00)	6,694.63		
531003 Hudburn Student Services Endowment (Public)	105,636.25	120,051.91	110,426.23	112,091.46	4	6,041.42	0.00	6,041.42		
531004 Hudburn Student Services Endowment (Private)	105,636.25	120,051.91	110,426.23	112,091.46	4	6,041.42	0.00	6,041.42		
531005 Don S. Reynolds Lectureship (Private)	20,958.73	28,817.04	21,911.06	22,228.94	4	1,000.30	(0.00)	1,000.30		
531006 Don S. Reynolds Lectureship (Public)	21,194.63	24,088.62	22,166.21	22,477.92	4	1,011.61	(0.00)	1,011.61		
531007 James P. Howell "Country Lawyer" (Public)	23,230.48	26,368.77	24,286.18	24,638.48	4	1,138.74	0.00	1,138.74		
531008 James P. Howell "Country Lawyer" (Private)	20,035.33	22,767.68	20,946.66	21,249.49	4	966.23	(0.00)	966.23		
531009 Ray M. Hardin Kelley & Kevin Miller Professorship in Small Busi	139,035.04	167,992.69	146,249.34	147,469.09	4	6,636.66	0.00	6,636.66		
531010 Ray M. Hardin Kelley & Kevin Miller Professorship in Small Busi	138,609.06	167,609.68	144,904.71	147,007.78	4	6,616.56	(0.00)	6,616.56		
531011 Endowed Excellence in Teaching and Learning Professorship (pub	126,027.16	143,211.43	131,750.78	133,063.12	4	6,014.84	(0.00)	6,014.84		
531012 Endowed Excellence in Teaching and Learning Professorship (priv	124,549.17	141,300.62	129,992.79	131,890.83	4	6,094.94	0.00	6,094.94		
531013 W.P. "Bill" and Ruby Atkinson Endowed Chair (Private)	299,965.31	340,865.84	313,387.63	318,139.61	4	14,316.26	0.00	14,316.26		
531014 W.P. "Bill" and Ruby Atkinson Endowed Chair (Public)	302,456.69	344,824.13	317,238.41	321,643.08	4	14,482.94	0.00	14,482.94		
TOTAL, RSC:	1,702,414.76	1,934,190.18	1,777,086.95	1,804,647.29		81,204.62	(0.01)	81,204.62		
NEO A&M College										
480001 Endowed Lectureship in Educational Excellence (Private)	71,628.29	74,190.66	68,198.17	71,319.00	4	3,209.96	23,296.59	26,606.94		
480002 Endowed Lectureship in Educational Excellence (Public)	161,939.88	167,697.09	164,184.96	161,340.64	4	7,266.63	53,683.45	60,939.38		
TOTAL, NEO A&M:	233,568.16	241,887.74	232,383.12	232,659.64		10,476.59	76,980.04	87,546.32		
Northern Oklahoma College										
490001 Joe Lewis Lectureship in Social Science	22,373.67	24,271.28	23,378.99	23,941.81	4	1,060.96	0.00	1,060.96		
490002 Sam Lovett Lectureship in Business Administration	27,845.28	30,206.96	29,096.44	29,049.66	4	1,307.23	0.00	1,307.23		
490003 Dick Lambert Lectureship in Business	27,845.28	30,206.96	29,096.44	29,049.66	4	1,307.23	0.00	1,307.23		
490004 Don Westfall Lectureship in Social Science	27,845.28	30,206.96	29,096.44	29,049.66	4	1,307.23	0.00	1,307.23		
490005 Carl and Carolyn Kentro Lectureship (Private)	81,181.68	88,067.63	84,829.36	84,692.69	4	3,811.17	(0.00)	3,811.17		
490006 Carl and Carolyn Kentro Lectureship (Public)	81,181.68	88,067.63	84,829.36	84,692.67	4	3,811.17	(0.00)	3,811.17		
490007 Ina Eadie England Mathewson Chair	24,783.32	27,437.84	25,242.05	26,718.04	4	1,167.31	0.00	1,167.31		
TOTAL, Northern:	613,068.17	656,404.09	628,741.47	637,089.59		24,188.16	0.00	24,188.16		
Western Oklahoma State College										
041001 JCMH Health Care Corporation Professorship in Nursing	113,839.24	123,761.47	130,942.71	122,647.80	4	6,619.16	-	6,619.16		
041002 JCMH Health Care Corporation Prof in Radiologic Technology	113,839.24	123,761.47	130,942.71	122,647.81	4	6,619.16	-	6,619.16		
041003 JCMH Health Care Corporation Prof in Physical Therapy Assista	113,839.24	123,761.47	130,942.71	122,647.81	4	6,619.16	-	6,619.16		
041004 Jeff and Kim Wilmes Lectureship	18,960.24	30,612.81	21,708.92	20,427.32	4	919.23	-	919.23		
041005 Winston and Ethel Hagg Lectureship in Business	20,646.81	22,446.39	22,940.01	22,944.40	4	1,001.00	-	1,001.00		
041006 Jack and Jewell Walker Lectureship in Aviation	25,867.96	28,122.60	29,618.07	27,869.64	4	1,264.13	-	1,264.13		
041007 Doughty Family Lectureship in Business	22,168.78	24,101.00	25,382.61	28,884.13	4	1,074.79	-	1,074.79		
041008 Great Plains Medical Center Lectureship in Nursing	139,409.28	150,452.81	149,512.54	146,468.24	4	6,690.62	-	6,690.62		
041009 Chessler Family Lectureship	24,273.86	26,389.57	27,792.83	28,162.10	4	1,176.94	-	1,176.94		
041010 Russell Kirchoff Lectureship in Agriculture	22,924.69	24,924.66	26,307.06	24,718.80	4	1,112.96	-	1,112.96		
TOTAL, WOSC:	618,769.48	688,954.22	694,990.23	669,697.98		29,686.41	-	29,686.41		
Systemwide Totals	632,924,686.46	677,012,151.86	616,108,692.40	651,348,815.37		24,607,682.68	362,641,926.37	61,251,487.08		

Meeting of the
OKLAHOMA STATE REGENTS FOR HIGHER EDUCATION
December 3, 2015

AGENDA ITEM #19:

Master Lease Program.

SUBJECT: Master Lease Purchase Program. Approval of the listing of projects for submission to the Council of Bond Oversight of the 2015C Master Lease Equipment Projects.

RECOMMENDATION:

It is recommended that the State Regents authorize for submission to the Council of Bond Oversight the 2015C Equipment Master Lease Series. The total projects from all institutions totals \$1,580,610.

BACKGROUND:

The Oklahoma State Legislature approved in May 1999, Senate Bill 151, which authorized the State Regents to establish a master lease program. State System entities may enter into lease agreements for projects having a project value of \$50,000 up to a maximum of \$10 million. The terms of the lease agreements will vary by the useful life of the equipment purchases.

The State Regents' office works in conjunction with the Oklahoma Development Finance Authority (ODFA) to administer this program with each institutional lease purchase agreement submitted to the Council of Bond Oversight for approval. The institutional governing boards will have given prior approval of all equipment purchases submitted under this program.

POLICY ISSUES:

Recommendation is consistent with current State Regents' policy.

ANALYSIS:

The Master Lease Purchase Program provides the State System entities a method of financing major personal property acquisitions at significant efficiencies from both financing aspects and administration. This program is designed to provide flexibility in acquiring new capital equipment by allowing lease purchase payments or debt service payments to be made on a monthly basis from current capital and operating funds. Individual sub-lease agreements will be entered into with each participating institution and the State Regents, under the terms of the Master Lease Purchase Agreement. The institution's fee structure shall be based on the individualized purchase package and interest rates available on the day of bond pricing.

The third series for 2015 includes four system institutions with an estimated total of \$1.6 million in equipment purchases and upgrades. The following table summarizes this series of project totals by institution.

Institution	Total Amount to be Financed in This Issue
Northeastern OK A&M	\$200,000
Southeastern Oklahoma State University	809,610
Rose State College	321,000
Murray State College	250,000
Total for this issue	\$1,580,610

**OKLAHOMA STATE REGENTS FOR HIGHER EDUCATION
 MASTER LEASE-PURCHASE DETAILED LISTING
 Fiscal Year 2015**

Item #	State Regents' Campus Master Plan Project #	Description--Be Specific (i.e., size, model, series)	Estimated Cost	Number of Years you wish to finance the debt service	Estimated Date Funding Needed	Estimated Useful Life in Years	Estimated Replacement Strategy Life* in Years	Economically by use of this Equipment (i.e. Taxable Third Party such as For-Profit Entity)	Point of Contact (Name and Phone Number)	Remarks
1	4700-0010	This request includes purchasing 8 steel poles and 80 1500w Universal Series 8 LED area fixtures factory pre-aimed energy efficient luminaries. System is provided with a 30 year maintenance free warranty and maintenance diagnostic system for ease of use.	\$250,000	10 years	Jan. 2016	30 years	N/A	NO	Dennis L. Westman, 560-387-7120	
2										
3										
4										
5										
6										
7										
8										
9										
10										
11										
12										
13										
14										
15										
Total (Subtotal if multiple sheets)			\$250,000							

* If the requested capital lease item is part of an ongoing replacement program within the institution, provide how often such equipment is replaced.
 Please return your survey to smauck@ostha.edu or by fax to 405-225-9230.

**OKLAHOMA STATE REGENTS FOR HIGHER EDUCATION
MASTER LEASE-PURCHASE DETAILED LISTING
Fiscal Year 2015**

Item #	State Regents' Campus Master Plan Project #	Description--Be Specific (i.e., size, model, series)	Estimated Cost	Number of Years you wish to finance the debt service	Estimated Date Funding Needed mm/td	Estimated Useful Life in Years	Estimated Replacement Strategy/Life in Years	Will a Third Party Benefit Economically by use of this Equipment (i.e. Taxable Third Party such as For-Profit Entity)	Name of Institution: Rose State College	Point of Contact (Name and Phone Number)	Remarks
1	None	HighPoint Financial Aid Automation software	\$321,000	5	01/01	5	5	no	Dr. Kent Lashley, Executive Vice President (405) 733-7306	Software for improvement of student financial aid process and required communications	
2											
3											
4											
5											
6											
7											
8											
9											
10											
11											
12											
13											
14											
15											
Total (Subtotal if multiple sheets)			\$321,000								

* If the requested capital lease item is part of an ongoing replacement program within the institution, provide how often such equipment is replaced.
Please return your survey to smauck@osrhe.edu or by fax to 405-225-9230.

**OKLAHOMA STATE REGENTS FOR HIGHER EDUCATION
 MASTER LEASE-PURCHASE DETAILED LISTING
 Fiscal Year 2015**

Name of Institution: Southeastern Oklahoma State University
 with a third party

Item #	State Regents' Campus Master Plan Project #	Description—Be Specific (i.e., size, model, series)	Estimated Cost	Number of Years you wish to finance the debt service	Estimated Funding Date Needed mm/dd	Estimated Useful Life in Years	Estimated Replacement Strategy Life* in Years	Economically by use of this Equipment (i.e. Taxable Third Party such as For-Profit Entity)	Point of Contact (Name and Phone Number)	Remarks
1	650-0809	Hellas Matrix Turf IT Equipment, 200 computers along with switches, servers, wireless access points and wiring	\$346,610	8.00	Sep-15	8	N/A	Ross A. Walkup 580-745-2148	None	
2		(16) HVAC Units McCurtain County Branch Campus Boiler Biology Building	\$263,000	5.00	Dec-15	5	N/A		None	
4			\$168,000	10.00	Oct-15	10	N/A		None	
5			\$30,000	10.00	Oct-15	10	N/A		None	
6										
7										
8										
9										
10										
11										
12										
13										
14										
15										
Total (Subtotal if multiple sheets)			\$809,610							

* If the requested capital lease item is part of an ongoing replacement program within the institution, provide how often such equipment is replaced.
 Please return your survey to smauck@osrhe.edu or by fax to 405-225-9230.

**OKLAHOMA STATE REGENTS FOR HIGHER EDUCATION
 MASTER LEASE-PURCHASE DETAILED LISTING
 Fiscal Year 2015**

Item #	State Regents' Campus Master Plan Project #	Description--Be Specific (i.e., size, model, serial)	Estimated Cost	Number of Years you wish to finance the debt service	Estimated Date Funding Needed	Estimated Useful Life in Years	Estimated Replacement Strategy Life* in Years	Economically by use of this Equipment (i.e. Taxable Third Party such as For-Profit Entity)	Point of Contact (Name and Phone Number)	Remarks
1		Telephone System	\$200,000	5.00		7				
2										
3										
4										
5										
6										
7										
8										
9										
10										
11										
12										
13										
14										
15										
Total (Subtotal if multiple sheets)			\$200,000							

* If the requested capital lease item is part of an ongoing replacement program within the institution, provide how often such equipment is replaced.
 Please return your survey to amauck@osrhe.edu or by fax to 405-225-9230.

Meeting of the
OKLAHOMA STATE REGENTS FOR HIGHER EDUCATION
December 3, 2015

AGENDA ITEM #20-a:

EPSCoR.

SUBJECT: Allocation of Funds for Research Day.

RECOMMENDATION:

It is recommended that the State Regents approve an allocation in the amount of \$30,000 to Northeastern State University for the annual Regional University Research Day.

BACKGROUND:

Northeastern State University is hosting the 2016 Regional University Research Day. The State Regents' support enables students to attend the day-long poster display and symposium without cost. An estimated 800 students from regional universities will participate.

POLICY ISSUES:

This recommendation is consistent with State Regents' policy and actions.

ANALYSIS:

Northeastern State University requests \$30,000 in support for the annual research exposition and symposium. This support provides display boards, flyers, program, expenses for speakers and judges and other meeting expenses. The State Regents along with several additional sponsors have agreed to host this annual event.

Meeting of the
OKLAHOMA STATE REGENTS FOR HIGHER EDUCATION
December 3, 2015

AGENDA ITEM #20-b:

EPSCoR.

SUBJECT: Ratification of Payment for EPSCoR/IDeA Coalition Dues.

RECOMMENDATION:

It is recommended that the State Regents ratify the payment of annual EPSCoR/IDeA Coalition dues in the amount of \$32,500 for the calendar year 2016.

BACKGROUND:

The Oklahoma EPSCoR program helps build the research competitiveness of Oklahoma's universities through strategic support of research instruments and facilities, research collaborations, integrated education and research programs, and high-performance computer networks. Five federal agencies participate in EPSCoR Programs: the National Science Foundation, the National Institutes of Health, the Department of Energy, the National Aeronautics and Space Administration, and the United States Department of Agriculture. The Coalition of EPSCoR states include Alabama, Alaska, Arkansas, Delaware, Hawaii, Idaho, Iowa, Kansas, Kentucky, Louisiana, Maine, Mississippi, Missouri, Montana, Nebraska, Nevada, New Hampshire, North Dakota, Oklahoma, Puerto Rico, Rhode Island, South Carolina, South Dakota, Utah, Vermont, West Virginia, Wyoming, and the US Virgin Islands.

POLICY ISSUES:

The recommendation is consistent with State Regents' policy.

ANALYSIS:

The EPSCoR/IDeA Coalition serves as an advocate to Congress on behalf of the EPSCoR states to secure federal funding. Their activities include congressional and public outreach on the need for broadly based research support. The work of the Coalition is evident in the growth of federal funding awarded to the participant states.

Meeting of the
OKLAHOMA STATE REGENTS FOR HIGHER EDUCATION
December 3, 2015

AGENDA ITEM #20-c:

EPSCoR.

SUBJECT: Appointment of members to the Oklahoma EPSCoR Advisory Committee.

RECOMMENDATION:

It is recommended that the State Regents approve the appointment of individuals to the EPSCoR Advisory Committee.

BACKGROUND:

The State Regents have currently eight standing advisory committees to the Chancellor, of which two are created by statute and the others established by State Regents' action. 70 O.S. 2001, §3230.1 et seq. establishes the EPSCoR Committee as an advisory committee to the State Regents. The Student Advisory Board is the other statutory committee.

The purpose of the EPSCoR committee is to promote cooperative research efforts among public and private universities in Oklahoma; promote private sector involvement in university research and encourage technology transfer; promote human resource development in science and engineering within the Oklahoma State System of Higher Education; recommend research projects when only a limited number may be submitted by the State of Oklahoma; and appoint the EPSCoR director.

The statutes provide that the Regents shall appoint members of the EPSCoR Advisory Committee to include: 1) representatives of the state's universities and colleges; 2) representatives of private research entities located in Oklahoma; 3) representatives of private businesses; 4) residents of Oklahoma whose contribution will enhance the goals of the Committee; and 5) a representative of the Oklahoma Center for the Advancement of Science and Technology. Additional committee members are to be appointed by the Governor, the President Pro Tempore of the Senate and the Speaker of the House of Representatives. The Committee is chaired by the Chancellor.

Five federal agencies have EPSCoR or similar programs to encourage the development of competitive sponsored research in states that have historically had limited federally sponsored research. The federal agencies are the National Science Foundation, the National Institutes of Health, the Department of Energy, the National Aeronautics and Space Administration, and the United States Department of Agriculture. Oklahoma is one of 30 jurisdictions that participate in a program at one or more federal agencies.

POLICY ISSUES:

None

ANALYSIS:

Committee membership includes the Vice Presidents for Research of The University of Oklahoma Norman, Oklahoma State University, and the University of Oklahoma Health Sciences Center, members of the private sector, the President of the Oklahoma Medical Research Foundation, the President of Cameron University, the Executive Director of OCAST, the Associate Dean of Engineering and Natural Sciences from The University of Tulsa, and the Vice Provost for Research and Dean of the Graduate School at The University of Tulsa.

The Senate President Pro Tempore has appointed Senator Clark Jolley. The Speaker of the House of Representatives has appointed Representative Todd Thomsen to the Committee.

Chancellor Johnson recommends that the following members be approved for appointment to the EPSCoR Advisory Committee for the term indicated below:

<u>Name</u>	<u>Affiliation</u>	<u>Term Expiration</u>
Robert Bible	College of the Muscogee Nation	December 2017
Michael Carolina	Oklahoma Center for the Advancement of Science and Technology	December 2017
Kelvin Droegemeier	University of Oklahoma	December 2017
Janet Haggerty	The University of Tulsa	December 2017
Jason Kirksy	Oklahoma State University	December 2017
John McArthur	Cameron University	December 2017
Stephen McKeever	Oklahoma State University	December 2017
Stephen Prescott	Oklahoma Medical Research Foundation	December 2017
Scott Rollins	Selexys Pharmaceuticals	December 2017
Kenneth Sewell	Oklahoma State University	December 2017
Blake Sonobe	Oklahoma State Regents for Higher Education	December 2017
James Tomasek	University of Oklahoma Health Sciences Center	December 2017

Meeting of the
OKLAHOMA STATE REGENTS FOR HIGHER EDUCATION
December 3, 2015

AGENDA ITEM #21-a:

Revenue Bond.

SUBJECT: Review and approval for transmittal to Attorney General of the University of Central Oklahoma's Statement of Essential Facts for a 2016 Athletic Facility Bond Issue.

RECOMMENDATION:

It is recommended that the State Regents certify to the Attorney General of Oklahoma that the Statements of Essential Facts for the University of Central Oklahoma, Series 2016, in the amount of approximately \$11,000,000 is substantially accurate.

BACKGROUND:

For revenue bonds issued pursuant to Title 70, Oklahoma Statutes, Section 4001 through 4014, a Statement of Essential Facts shall be prepared by the issuing Board of Regents for the use of and information of prospective bond purchasers. Section 4014 of this statute requires that the State Regents examine the Statement of Essential Facts and, if found to be substantial accurate, certify such to the Attorney General of Oklahoma.

POLICY ISSUES: None

ANALYSIS:

The proceeds received from the sale of the Series 2016 BAN and other funds available to the University of Central Oklahoma (the "University") will be used to provide funds to (i) current refund all of its outstanding Student Facilities Revenue Bonds, Series 2004B and (ii) to pay costs of issuance of the Series 2016 BAN.

The Series 2016 BAN is a limited and special obligation of the Board of Regents, issued in anticipation of the sale of refunding revenue bonds in 2016. Security is provided by a lien on and a pledge of the \$3.00 per credit hour Stadium Facility Fee imposed and collected from each student enrolled in credit courses at the University at the beginning of each semester. Additionally, the Series 2016 BAN is secured by all moneys and securities in the Funds and Accounts established pursuant to Section 8 and Section 12 of the Bond Resolution (except the Rebate Fund), which are held by the Trustee and Treasurer of the State of Oklahoma and are available for payment of the Series 2016 BAN. The University may also utilize any other legally available funds at its discretion to repay the debt in the event the Pledged Revenues are ever insufficient. Refunding revenue bonds, authorized by the Supplemental Resolution and expected to be issued in 2016, will provide funds to redeem the Series 2016 BAN upon maturity. If the Series 2016 BAN redemption is made from proceeds of a refunding revenue bond secured by the Pledged Revenues, that issue is expected to include a debt service reserve fund to provide additional security. The projected pledged revenues provide, at a minimum, a 1.4 coverage ratio.

The Statement of Essential Facts as reflected in the Preliminary Official Statement for the Bond Anticipation Note, Series 2016 has been reviewed and found to be substantially accurate. Projected revenue, as described in the Statement, will assure that revenues will be adequate to cover debt service requirements at a minimum coverage ratio of 1.2.

A copy of the Preliminary Official Statement is available for review. Financial data was provided by the University of Central Oklahoma and reviewed by Mr. Jim Joseph, State Bond Advisor and Mr. Kevin Freeman, Assistant Vice President for Business Enterprises, and internally reviewed by Sheri Mauck, Associate Vice Chancellor for Budget and Finance and Amanda Paliotta, Vice Chancellor for Budget and Finance.

Meeting of the
OKLAHOMA STATE REGENTS FOR HIGHER EDUCATION
December 3, 2015

AGENDA ITEM #21-b:

Revenue Bond.

SUBJECT: Review and approval for transmittal to Attorney General the Oklahoma City Community College's Statement of Essential Facts for the Student facility Revenue Bonds Refunding Series 2015.

RECOMMENDATION:

It is recommended that the State Regents certify to the Attorney General of Oklahoma that the Statement of Essential Facts for Oklahoma City Community College, Student Facility Revenue Bonds, Refunding Series 2015 for amount not to exceed \$6,020,000 and is substantially accurate.

BACKGROUND:

For revenue bonds issued pursuant to Title 70, Section 4001, *et seq.*, a Statement of Essential Facts shall be prepared by the issuing Board of Regents for the use of and information of prospective bond purchasers. This process requires that the State Regents examine the Statement of Essential Facts and, if found to be substantially accurate, certify such to the Attorney General of Oklahoma.

POLICY ISSUES: None

ANALYSIS:

The proceeds received from the sale of the Series 2015 bonds will be used (a) to currently refund the outstanding portion of the Series 2005 Student Facility Bonds, (b) to establish a debt service reserve, and (c) to pay the costs of issuance.

The bonds to be issued as fully registered bonds will be payable semi-annually on January 1 and July 1, each of the years 2016 through 2026, with interest payments commencing on July 1, 2016, and semiannually each year thereafter. The bonds are special obligations of the Board of Regents of Oklahoma City Community College. These bonds are being issued on parity with the Series 2006 and Series 2010 Student Facility Revenue Bonds.

The University has pledged, as security for the bonds the revenues consisting of the following revenues sources: (1) the net revenue earned from auxiliary operations defined as net revenue from the operation of the College Union System, including student store, food service, and the College Union, (2) the Student Service Facility Fee per credit hour revenue, and (3) the Student Activity Fee per credit hour revenue. The pledged revenues as anticipated by the College's Board will provide sufficient revenue to pay principal of and interest on the Bonds.

The Statement of Essential Facts as reflected in the Preliminary Official Statement for the student facilities projects has been reviewed and found to be substantially accurate. Projected revenue, as described in the Statement, will assure that revenues will be adequate to cover debt service requirements. The estimate debt service coverage ratio is estimated to be over 2.0X the debt service need based on historical revenue collections.

The refunding is anticipated to provide an estimated net present value savings of \$500,000 over the remaining life of the debt and does not create any new debt nor does it extend the maturity date of the original debt.

A copy of the Preliminary Official Statement is available for review. Financial data was provided by Oklahoma City Community College and reviewed by Mr. Jim Joseph, State Bond Advisor and Dr. John Boyd, Chief Financial Officer of the College, and internally reviewed by Sheri Mauck, Associate Vice Chancellor for Budget and Finance and Amanda Paliotta, Vice Chancellor for Budget and Finance.

Meeting of the
OKLAHOMA STATE REGENTS FOR HIGHER EDUCATION
December 3, 2015

AGENDA ITEM #22:

Contracts and Purchases.

SUBJECT: Approval of FY-2016 Purchases in excess of \$100,000.

RECOMMENDATION:

It is recommended that the State Regents approve FY16 purchases for amounts that are in excess of \$100,000.

BACKGROUND:

Agency purchases are presented for State Regents' action. They relate to previous board action and the approved agency budgets.

POLICY ISSUES:

The recommended action is consistent with the State Regents' purchasing policy which requires State Regents' approval of purchases in excess of \$100,000.

ANALYSIS:

The items below are in excess of \$100,000 and require State Regents' approval prior to issuing a purchase order.

Purchases Over \$100,000

OneNet:

- 1) Telco Supply in the amount of \$115,000.00 to extend the fiber optic cable route from the current OneNet hub site at the existing University Center of Southern Oklahoma location in Ardmore, Oklahoma to its new building location in Ardmore, Oklahoma. (Funded from 718-OneNet).

Meeting of the
OKLAHOMA STATE REGENTS FOR HIGHER EDUCATION
December 3, 2015

AGENDA ITEM #23:

Investments.

Meeting of the
OKLAHOMA STATE REGENTS FOR HIGHER EDUCATION
December 3, 2015

AGENDA ITEM #24:

Policy.

SUBJECT: Posting of amendments to the Communicators Council Policy, section 2.18 of the Policy and Procedures Manual.

RECOMMENDATION:

It is recommended that the State Regents post amendments to the Communicators Council policy to section 2.18 of the Policy and Procedures Manual.

BACKGROUND:

The Communicators Council, a statewide panel of chief public relations professionals from Oklahoma colleges, universities, technical branches and higher education centers, serves as a key advisory council to the Chancellor, Regents staff and other state officials. Through the council, higher education public relations officers meet to discuss matters of common interest and collaborate to communicate the benefits Oklahoma and Oklahomans receive from the state's investment in its higher education system.

POLICY ISSUES:

The recent revisions addressed an update to the title of OSRHE's representative to the council.

ANALYSIS:

The Communicators Council recently updated its policy to reflect the change in title of OSRHE's official council representative, from Director of Communications to Associate Vice Chancellor for Communications.

Attachment

2.17 COMMUNICATORS COUNCIL

2.17.1 PURPOSE

The Communicators Council, a statewide panel of chief public relations professionals from Oklahoma colleges, universities, technical branches and higher education programs, serves as a key advisory council to the Chancellor, Oklahoma State Regents' for Higher Education staff and other state officials. The council serves as a forum where higher education public relations professionals meet to discuss matters of common interest and implement strategies designed to communicate the benefits Oklahoma and Oklahomans receive from the state's investment in its higher education system.

The council shall develop and implement strategies that convey the value, quality, efficiency, diversity and unity of the state system of higher education. Strategies should express the benefits of higher education to Oklahoma and Oklahomans; the quality of higher education programs and services; the system's efficient use of resources; and the benefits of diversity (multiculturalism, nontraditional students and diverse institutions).

2.17.2 MEMBERSHIP

The Communicators Council shall be comprised of chief public relations professionals or official institutional designees from colleges, universities, technical branches and higher education programs in the state system of higher education, the State Regents ~~Director of~~ Associate Vice Chancellor for Communications, and the Higher Education Alumni Council of Oklahoma (HEACO) Executive Director.

2.17.3 VOTING PRIVILEGES AND QUORUM

Members shall have equal standing for purposes of voting. No voting privileges may be transferred to another council member or to an assigned delegate should the institution's official representative be unable to attend a council meeting. However, the ~~Director of~~ Associate Vice Chancellor for Communications may transfer his or her voting to an assigned delegate should the Associate Vice Chancellor ~~Director~~ be unable to attend.

The ~~Director of~~ Associate Vice Chancellor for Communications for the State Regents will serve as a voting member of the council. The Executive Director for the Higher Education Alumni Council of Oklahoma (HEACO) will serve as an ex-officio (non-voting) member.

Guests are welcome, but discussion of issues before the council will be limited to council members.

A quorum shall consist of the voting members present.

2.17.4 MEETINGS

The Executive Committee will present an annual calendar of meeting dates at each September meeting for approval by the full council. Meetings will be held in the State Regents Conference Room, 655 Research Parkway, Oklahoma City.

When deemed necessary and appropriate, the council may hold meetings at other locations as recommended by the chair and approved by the council.

2.17.5 OFFICERS OF THE COUNCIL

Officers of the council shall consist of a chair and vice chair, who shall serve for one academic year (July through June).

Duties of the chair include presiding at Executive Committee meetings and full council meetings; appointing members to ad hoc committees as necessary; and, in concert with the State Regents' staff, preparing agenda for council meetings. The chair, or a representative appointed by the chair, will serve as the council's representative at various meetings and functions.

In the chair's absence, the vice chair shall preside at council meetings.

2.17.6 ELECTION OF OFFICERS

The position of chair and the position of vice chair will alternate between the tiers so that the chair and vice chair for any one year are not from the same tier. The position of vice chair and the position of past chair shall be from the same tier.

The vice chair will automatically assume the office of chair the following year.

For purposes of electing the vice chair and representation on Executive Committee, the research universities, regional universities and health sciences centers will be considered as the four-year tier, and the community colleges, technical branches and higher education programs will be considered as the two-year tier.

The tier whose term it is to have a member serve as vice chair shall designate one less member to the Executive Committee.

The chair shall appoint a Nominating Committee in April. The committee will present a nominee for the position of vice-chair and a slate of six nominees for the Executive Committee to the full council for a vote in June. The Nominating Committee shall be comprised of two members from each tier, with the chair of the council as the fifth member of the Nominating Committee.

Elections will be held during the June council meeting, and officers will assume their positions at the July meeting.

2.17.7 VACANCIES OF OFFICES

Should the chair be unable to serve a full term, the vice chair will assume the position of chair for the remainder of the term. Should the vice chair be unable to serve a full term or should both positions become vacant,

Oklahoma State Regents for Higher Education

the council shall use the nominating procedure outlined in "Election of officers" to replace the officer(s). Should an Executive Committee member be unable to serve a full term, the chair shall appoint a new member to the committee from the respective tier.

2.17.8 EXECUTIVE COMMITTEE

The Executive Committee provides leadership for the Communicators Council. Executive Committee members also serve as liaisons to standing and ad-hoc committees.

The Executive Committee is composed of nine voting members:

- four members from the four-year tier;
- four members from the two-year tier; and
- the chair of the council, who votes only to break ties.

The vice chair and the past chair will be two of the voting members of the Executive Committee. The ~~Associate Vice Chancellor for Director~~ of Communications for the State Regents and the Executive Director of the Higher Education Alumni Council (HEACO) will serve as ex-officio members (non-voting) of the Executive Committee.

The tier whose term it is to have a member serve as vice chair shall designate one less member to the Executive Committee. The vice chair will be a voting member of the Executive Committee. The tier whose term it is to have a member serve as past chair shall designate one less member to the Executive Committee. The past chair will be a voting member of the Executive Committee.

Voting members of the Executive Committee shall be selected as outlined in "Election of officers."

A quorum of five Executive Committee members shall be required to vote on issues to be presented to the full council.

2.17.9 COMMITTEES

The council may form or dissolve standing committees by a two-thirds vote of the members who are present. Ad-hoc committees may be formed by the chair of the council and must be approved by the full council.

Council members will volunteer for committees at the June meeting or will be appointed to committees by the council chair. Executive Committee members may review and approve the committees. Committees will announce a chair by the September meeting. Committees will present projects to the full council in September for inclusion in the council's annual plan of work.

Standing committee responsibilities are as follows:

A. General Awareness Committee

The General Awareness Committee develops strategies to convey the value, quality, efficiency, diversity and unity of the state system of higher education. Internal awareness strategies include projects such as the online newsletter, *Campus E-clips*.

The committee also recommends topics to the full council for statewide news releases that each campus can localize.

B. Economic Development Committee

The Economic Development Committee identifies strategies to promote and to increase awareness of higher education's role in economic development, updates the Oklahoma higher education business services directory, conducts business development programs for institutional leadership and economic development staff, and supports the efforts of OSRHE's economic development staff. The committee's proposals are processed through the Economic Development Committee of the Council of Presidents.

C. Education and Career Awareness Committee

The Education and Career Awareness Committee recommends strategies to better inform Oklahoma students in grades 5-12, their parents and adult learners about education and career opportunities after high school.

2.17.10 ANNUAL PLAN

The Communicators Council shall approve an annual plan of work submitted by the committees for the current fiscal year.

2.17.11 PARLIMENTARY PROCEDURE

The generally accepted rules of parliamentary procedure for small legislative bodies shall govern in the deliberation of the council and, unless specifically altered in these procedures, the latest edition of *Roberts Rules of Order* shall be the controlling guide in such practice.

2.17.12 AMENDMENTS

Any member of the council may propose changes to these bylaws. Proposed changes shall be presented to the council one meeting prior to the scheduled vote. Changes become effective when approved by a two-thirds vote of council members in attendance provided those members constitute a quorum.

Approved March 2014 and revised December 3, 2015.

Meeting of the
OKLAHOMA STATE REGENTS FOR HIGHER EDUCATION
December 3, 2015

AGENDA ITEM #25:

Commendations.

SUBJECT: Recognition of State Regents' staff for service and recognitions on state and national projects.

RECOMMENDATION:

It is recommended that the State Regents accept this report and commend staff for state and national recognitions.

RECOGNITIONS:

State Regents' staff received the following state and national recognitions:

- **Dr. Stephanie Beauchamp**, assistant vice chancellor for Academic Programs, completed the 40th annual Marine Corps Marathon (MCM), finishing in 6:13. The MCM was held October 2015 in Washington, D.C. with over 23,000 participants.
- **Ava Doyle**, outreach specialist for Oklahoma Money Matters, provided a professional development session at the 2015 Financial Education in Oklahoma Conference about tools and resources for improving public speaking skills to become a more confident and effective financial educator.
- **Karli Greenfield**, training specialist for the Oklahoma College Assistance Program, provided training on 150 percent Subsidized Loan Limitation for the Oklahoma Association of Student Financial Aid Administrators' (OASF AA) Decentralized Training and also gave a presentation on resolving difficult comment codes at the 2015 Southwest Association of Student Financial Aid Administrators (SWASF AA) Conference.
- **Letha Huddleston**, outreach services specialist for the Oklahoma College Assistance Program, was invited to present at the Oklahoma School Counselor's Association annual conference, where she encouraged high school counselors to host an Oklahoma College Application Week event.
- **Chancellor Glen D. Johnson** attended Bi-partisan Policy Center's Early Childhood Development Roundtable with former Governor Frank Keating and former Governor Brad Henry at Oklahoma City University; attended University of Central Oklahoma's (UCO) 125th anniversary celebration gala at UCO in Edmond; attended and hosted Oklahoma State Regents for Higher Education's Fall Staff Picnic in Oklahoma City; hosted meeting for delegation from Gansu, China at the State Regents' offices in Oklahoma City; attended Southwestern Oklahoma State University's (SWOSU) President's Leadership Class dinner at the Governor's Mansion in Oklahoma City; attended Oklahoma Educational Television Authority (OETA) Foundation Board of Trustees meeting in Oklahoma City; attended Oklahoma Educational Television Authority

(OETA) Board of Directors meeting in Oklahoma City; taped remarks for Oklahoma Concurrent Enrollment Convening in Tulsa, Oklahoma; provided remarks and presented award to Representative Justin Wood at the Higher Education Distinguished Service Award reception at Shawnee High School in Shawnee; attended reception hosted by Northeastern State University (NSU) at the Oklahoma History Center in Oklahoma City; chaired Campus Safety and Security Task Force meeting in Oklahoma City; provided remarks and presented award to Representative Earl Sears at the Higher Education Distinguished Service Award reception at Arvest Bank in Bartlesville; provided remarks and presented award to Senator Jason Smalley at the Higher Education Distinguished Service Award reception at Seminole State College in Seminole; attended University of Oklahoma (OU) College of Law Reception with the American Bar Association in Oklahoma City; provided remarks and presented award to Representative Mike Christian at the Higher Education Distinguished Service Award reception at Oklahoma City Community College (OCCC) in Oklahoma City; met with author Tom Friedman, University of Central Oklahoma (UCO) President Don Betz, and Devon Chairman Larry Nichols at the Devon Tower in Oklahoma City to discuss higher education issues; attended State Fair Board of Directors meeting in Oklahoma City; attended the Carl and Carolyn Renfro Lectureship program at Northern Oklahoma College (NOC) in Tonkawa; attended Southern Regional Education Board (SREB) Legislative Advisory Council meeting in Atlanta, Georgia; attended and chaired Southern Regional Education Board (SREB) Commission on College Affordability meeting in Atlanta, Georgia; attended reception for former Congressman Bill Brewster in Oklahoma City; attended signing ceremony with the delegation from Kyoto, Japan at the State Capitol in Oklahoma City; attended Oklahoma Hall of Fame induction ceremony at the Tulsa Renaissance Hotel in Tulsa; provided remarks and assisted in the presentation of awards at the Oklahoma Higher Education Hall of Fame induction ceremony at the National Cowboy & Western Heritage Museum in Oklahoma City; provided remarks at Governor Fallin's third annual STEM Summit at the Cox Convention Center in Oklahoma City; provided remarks and assisted in the presentation of awards at ion's 30 Under 30 induction ceremony at Vast in Oklahoma City; provided remarks at Leadership Oklahoma City Community College (OCCC) meeting in Oklahoma City; provided remarks at Investiture Ceremony for Oklahoma City Community College (OCCC) President Jerry Steward; presented at Representative Harold Wright's interim study at the State Capitol in Oklahoma City; attended, presented and served as master of ceremonies at the Oklahoma State Regents for Higher Education's annual Fall Legislative Forum at the Jim Thorpe Museum and Oklahoma Sports Hall of Fame in Oklahoma City; presented higher education's legislative agenda at a regional Legislative Tour event at the University of Central Oklahoma (UCO) in Edmond.

- **Melissa Neal**, educational services manager for the Oklahoma College Assistance Program, provided a professional development workshop, Their Money Matters, at the Decentralized Training session held by the Oklahoma Association of Student Financial Aid Administrators (OASFAA).
- **Lisa Nelson**, coordinator for Student Prep, held two counselor retreats during the month of September, at Lake Murray Lodge in Ardmore, for counselors from Chouteau Fine Arts Academy, Empire, Carl Albert High School, Plainview, Thackerville, Mount St. Mary High, Rush Springs, Ripley, Pauls Valley Junior High, Stratford High School, Mid-Del, Velma Alma, Marlow, Calvin, and Seminole State College/GEAR UP. And at Tatanka Ranch near Chandler for counselors from Parmalee-OKC, Western Heights, Kaiser Main-OKC, Carney, Sasakwa, Tulsa Edison, Owasso 8th Grade Center, Central Oak Elementary-Crooked Oak, Epic Charter, Moore High, Little Axe, Wetumka High School, and Moore Norman Tech Center.

- The Student Preparation Team, **Dr. Cindy Brown**, director of Student Prep; **Matt Higdon**, assistant director of Student Prep; and **Lisa Nelson**, coordinator for Student Prep, held their annual fall outreach workshops relating to student and family college readiness resources available through the State Regents. The event for administrators and counselors was held at eight locations throughout the state during the month of September.
- **Dr. Goldie Thompson**, director of Teacher Education and Oklahoma Teacher Connection, has accepted an invitation from State Superintendent of Instruction, Joy Hofmeister, to serve on the 2015-2016 Teacher Shortage Task Force.

Meeting of the
OKLAHOMA STATE REGENTS FOR HIGHER EDUCATION
December 3, 2015

AGENDA ITEM #26:

Executive Session.

SUBJECT: Possible discussion and vote to enter into executive session pursuant to Title 25, Oklahoma Statutes, Section 307(B)(4) for confidential communications between the board and its attorneys concerning a pending investigation, claim, or action if the board's attorney determines that disclosure will seriously impair the ability of the board to process the claim or conduct a pending investigation, litigation, or proceeding in the public interest.

Meeting of the
OKLAHOMA STATE REGENTS FOR HIGHER EDUCATION
December 3, 2015

AGENDA ITEM #27-a (1):

Programs.

SUBJECT: Program Modifications. Approval of institutional requests.

RECOMMENDATION:

It is recommended that the State Regents approve modifications to existing programs, as described below.

BACKGROUND:

Northwestern Oklahoma State University (NWOSU)
1 degree program requirement change

Oklahoma Panhandle State University (OPSU)
1 degree program option addition

Southwestern Oklahoma State University (SWOSU)
1 degree program requirement change

Oklahoma City Community College (OCCC)
1 degree program requirement change
2 degree program option deletions

POLICY ISSUES:

These actions are consistent with the State Regents' Academic Program Approval policy.

ANALYSIS:

NWOSU – Master of Counseling Psychology in Counseling Psychology (043)

Degree program requirement changes

- Remove PSYC 5872, PSYC 5190 (Readings in Individual Counseling), PSYC 5822, PSYC 5190 (Readings in Multicultural Counseling), PSYC 5812, PSYC 5190 (Readings in Group Counseling), PSYC 5832, PSYC 5190 (Readings in Career Education).
- Add PSCY 5863, PSYC 5823, PSYC 5813, and PSYC 5833.
- Add PSYC 5513 and PSYC 5613 to “Elective Choices.”
- The proposed changes update the curriculum to meet Oklahoma licensure laws.
- Six new courses will be added and no courses will be deleted.
- Total credit hours for the degree will not change.
- No funds are requested from the State Regents.

OPSU – Bachelor of Science in Biology (004)

Degree program option addition

- Add option “Natural Science.”
- The proposed option provides an avenue for students wanting to seek employment immediately upon graduation rather than continuing on for a graduate degree.
- No new courses will be added and no courses will be deleted.
- Total credit hours for the degree will not change.
- No funds are requested from the State Regents.

SWOSU – Bachelor of Arts in Education in English Education (019)

Degree program requirement changes

- Add ENG 4892 to “Required Courses” and remove ENG 4882.
- The proposed changes update the curriculum to better prepare students for certification.
- One new course will be added and one course will be deleted.
- Total credit hours for the degree will not change.
- No funds are requested from the State Regents.

OCCC – Associate in Applied Science in Nursing (029)

Degree program requirement changes

- Change the competency exam required for admission from the Assessment Technologies Institute (ATI) LPN STEP Assessment to the HESI LPN-ADN Entrance Exam or the HESI EMS-ADN Entrance Exam, dependent upon the type of license the applicant possesses.
- The proposed change is the result of the discontinuation of the ATI LPN STEP Assessment as of May 2015.
- No new courses will be added and no courses will be deleted.
- Total credit hours for the degree will not change.
- No funds are requested from the State Regents.

OCCC – Associate in Applied Science in Automotive Technology (048)

Degree program option deletions

- Delete options “Non-Structural Repair” and “Painting and Refinishing.”
 - The proposed deletions are necessary due to accreditation standard changes from the Higher Learning Commission.
 - There are currently no students enrolled in the options.
 - Twelve courses will be deleted.
 - No funds are available for reallocation as they will continue to support the main program and remaining options.
- Total credit hours for the degree will not change.
- No funds are requested from the State Regents.

Meeting of the
OKLAHOMA STATE REGENTS FOR HIGHER EDUCATION
December 3, 2015

AGENDA ITEM #27-a (2):

Programs.

SUBJECT: Reconciliation. Approval of an institutional request.

RECOMMENDATION:

It is recommended that the State Regents approve a request for a degree program inventory reconciliation as described below.

BACKGROUND:

Oklahoma City Community College (OCCC) made modifications to the Cooperative Agreement Programs (CAPs) for the Associate in Applied Science in Automotive Technology (048) degree program and inadvertently deleted the program with a subsequent request.

POLICY ISSUES:

This action is consistent with the State Regents' Academic Program Approval policy.

ANALYSIS:

At the May 29, 2015 State Regents' meeting, Oklahoma City Community College (OCCC) requested modifications to the Cooperative Agreement Programs (CAPs) for the Associate in Applied Science in Automotive Technology (048) degree program with several technology centers, and deletion of the CAP and program with one technology center. The latter request incorrectly deleted the program for the CAPs that OCCC requested to remain in place with modification. This action will move the degree program back into active status to accommodate students in active CAPs at technology centers with OCCC. It will also reconcile institutional practice with official degree program inventory.

Meeting of the
OKLAHOMA STATE REGENTS FOR HIGHER EDUCATION
December 3, 2015

AGENDA ITEM #27-b:

Electronic Delivery.

SUBJECT: Approval of request to offer existing degree programs via online delivery for Murray State College.

RECOMMENDATION:

It is recommended that the State Regents approve Murray State College's requests to offer the existing Associate in Arts in History (015), Associate in Science in Arts and Sciences (013), and the Associate in Science in Computer Science Pre (051) degree programs through online delivery.

BACKGROUND:

Murray State College (MSC) is currently approved to offer the following degree programs through online delivery:

- Associate in Arts in Enterprise Development (675);
- Associate in Science in Business (004); and
- Associate in Science in Enterprise Development (676).

MSC's governing board approved offering these existing degree programs online at their June 16, 2015 meeting and MSC requests authorization to offer the existing programs online, as outlined below.

POLICY ISSUES:

This action is consistent with the Oklahoma State Regents for Higher Education's Distance Education and Traditional Off-Campus Courses and Programs policy. This policy allows institutions with approved electronic media delivered programs or grandfathered status to request programs through an abbreviated process. The process calls for the president to send the following information to the Chancellor: 1) letter of intent, 2) the name of the program, 3) delivery method(s), 4) information related to population served and demand, and 5) cost and financing.

ANALYSIS:

MSC satisfactorily addressed the requirements in the Distance Education and Traditional Off-Campus Courses and Programs policy as summarized below.

Associate in Arts in History (015)
Associate in Science in Arts and Sciences (013)
Associate in Science in Computer Science Pre (051)

Method of Delivery. MSC will utilize the learning and course management system Blackboard to deliver and support these programs. Instructors will make full use of the online features including discussion boards, assignment drop boxes, and assessment tools. Blackboard permits a variety of real-time interactions on an individual basis as well as scheduled group meetings promoting peer interaction among and between students and faculty. Additionally, the faculty will participate in Quality Matters training to learn best practices for both online course design and pedagogy.

Demand. The Associate in Arts in History is designed to assist students who desire transfer into baccalaureate degree programs, but, according to MSC, the OESC indicates there will be increased demand in the areas of social science and related occupations that are anticipated to see an approximate increase of 16.5 percent in demand through 2018.

MSC indicates the Associate in Science in Arts and Sciences will prepare students to think critically and develop problem solving skills in preparation for transfer into baccalaureate degree programs. The Associate in Science in Arts and Sciences program also prepares students for a number of sales and management related occupations. The OESC indicates there will be increased demand in sales and management related occupations ranging from 10.93 to 13.74 percent.

The Oklahoma Employment Security Commission (OESC) and the Bureau of Labor Statistics (BLS) indicate job prospects in computer science related occupations look favorable with about as fast as average growth rate for entry level positions. Through 2020, the OESC projects the rate of change in employment to increase by 16.92 percent and the BLS Occupational Outlook Handbook projects the rate of change in employment to increase by 17 percent. MSC's adult students have time management constraints based on the need to balance work, home, and family while completing a higher education degree. MSC will help alleviate this time management constraints by offering these degree programs through the electronic media format.

Funding. No new funding will be required to deliver the degree programs online. The programs will be funded through existing allocations, program fees and tuition.

A system wide letter of intent was distributed electronically to presidents on September 16, 2015 and no institutions requested a copy of the proposals.

Based on staff review of MSC's proposals, it is recommended that the State Regents approve MSC's requests to offer the existing degree programs through online delivery, as described above.

Meeting of the
OKLAHOMA STATE REGENTS FOR HIGHER EDUCATION
December 3, 2015

AGENDA ITEM #27-c:

State Authorization Reciprocity Agreement.

SUBJECT: Ratification of institutional requests to participate in State Authorization Reciprocity Agreement.

RECOMMENDATION:

It is recommended that the State Regents ratify institutional requests to participate in the State Authorization Reciprocity Agreement.

BACKGROUND:

On May 29, 2015, the State Regents approved Oklahoma's participation in the State Authorization Reciprocity Agreement (SARA). Additionally, on June 29, 2015, the Southern Regional Education Board approved Oklahoma as a SARA State.

As the state portal agency, the State Regents are responsible for the initial approval and ongoing oversight of SARA activities which are performed by Oklahoma public and private institutions. Based on the extended time periods between State Regents' meetings during certain points of the year, relying on State Regents' approval to permit eligible institutions to participate in SARA would delay the timeframe in which institutions are approved. Therefore, on September 3, 2015, the State Regents approved a revision to the Administrative Operations policy that delegates authority to the Chancellor to approve eligible institutions to participate in SARA, pending State Regents' ratification.

POLICY ISSUES:

Policy section 3.16.9 in the Distance Education and Traditional Off-Campus Courses and Programs policy states the eligibility requirements for SARA as follows:

“To be eligible for SARA participation, a public or private institution shall have its principal campus or central administrative unit domiciled in Oklahoma and be a degree-granting institution that is accredited by an agency recognized by the USDE. Additionally, a private institution shall have the minimum requisite USDE issued financial responsibility index score, on the most recent year's review, to participate in the SARA. Private institutions which do not attain the required requisite financial responsibility score on the most recent year's financial review, but receive a score within the range which NC- SARA permits states to grant provisional acceptance, may seek conditional approval.”

STAFF ANALYSIS:

Prior to December 2015, State Regents' staff received SARA applications from the following public and private institutions:

- Northeastern State University;
- Southern Nazarene University; and
- Oklahoma Wesleyan University.

As a result of meeting the SARA eligibility requirements, all of the aforementioned public and private institutions were approved by the Chancellor to participate in SARA. State Regents' ratification is requested.

Meeting of the
OKLAHOMA STATE REGENTS FOR HIGHER EDUCATION
December 3, 2015

AGENDA ITEM #27-d:

Post Audit.

SUBJECT: Approval of institutional requests for final approval and review schedule extensions for existing programs.

RECOMMENDATION:

It is recommended that the State Regents approve institutional requests for final approval and extension of the review schedule of existing degree programs, as described below.

BACKGROUND:

The State Regents approve new programs provisionally with institutionally established and State Regents' approved criteria to be met prior to final approval. Examples of final program approval criteria include: minimum number of enrollments, graduates, and/or full-time equivalent enrollments (FTE's); accreditation from a regional or national accrediting agency; post-graduation employment rates; specific academic achievement profile; and/or minimum ranking or pass rates on standardized tests or licensure examinations.

A summary of the recommendations is provided below. The accompanying table outlines the criteria, productivity and recommendation for each degree program.

POLICY ISSUES:

These actions are consistent with the State Regents' Academic Program Approval policy.

ANALYSIS:

As noted above, the following recommendations are included in the table (Attachment A), that lists the degree program, date of approval, criteria established by the institution and approved by the State Regents, productivity level, and recommendation for the program.

Recommendation: Final Approval

University of Oklahoma (OU) – Bachelor of Arts in Arabic (376)

This program exceeded the productivity criterion for enrollment (achieved 31 of the 12 required) and met the criterion for graduates (achieved 5 of the 5 required). OU has demonstrated a strong program and is meeting area needs. Final approval is recommended.

OU – Bachelor of Arts in Environmental Sustainability (381)

This program exceeded the productivity criteria for enrollment (achieved 77 of the 12 required) and for graduates (achieved 25 of the 5 required). OU has demonstrated a strong program and is meeting area needs. Final approval is recommended.

Oklahoma State University (OSU) – Master of Science in Aviation and Space (486)

This program exceeded the productivity criteria for enrollment (achieved 26 of the 18 required) and for graduates (achieved 11 of the 4 required). OSU has demonstrated a strong program and is meeting area needs. Final approval is recommended.

OSU – Bachelor of Science in Strategic Communications (475)

This program exceeded the productivity criteria for enrollment (achieved 192 of the 60 required) and for graduates (achieved 66 of the 30 required). OSU has demonstrated a strong program and is meeting area needs. Final approval is recommended.

OSU – Bachelor of Arts in Strategic Communications (476)

This program exceeded the productivity criteria for enrollment (achieved 135 of the 60 required) and for graduates (achieved 35 of the 30 required). OSU has demonstrated a strong program and is meeting area needs. Final approval is recommended.

OSU – Bachelor of Science in Multimedia Journalism (477)

This program exceeded the productivity criteria for enrollment (achieved 67 of the 30 required) and for graduates (achieved 16 of the 15 required). OSU has demonstrated a strong program and is meeting area needs. Final approval is recommended.

OSU – Bachelor of Science in Sports Media (480)

This program exceeded the productivity criteria for enrollment (achieved 103 of the 14 required) and for graduates (achieved 23 of the 7 required). OSU has demonstrated a strong program and is meeting area needs. Final approval is recommended.

University of Central Oklahoma (UCO) – Bachelor of Applied Technology in Technology Application Studies (188)

This program exceeded the productivity criteria for enrollment (achieved 89 of the 15 required) and for graduates (achieved 55 of the 5 required). UCO has demonstrated a strong program and is meeting area needs. Final approval is recommended.

UCO – Master of Public Administration in Public Administration (203)

This program exceeded the productivity criteria for enrollment (achieved 80 of the 20 required) and for graduates (achieved 18 of the 5 required). UCO has demonstrated a strong program and is meeting area needs. Final approval is recommended.

UCO – Master of Education in Bilingual Education/Teaching English as a Second Language (199)

This program exceeded the productivity criteria for enrollment (achieved 55 of the 35 required) and for graduates (achieved 17 of the 12 required). UCO has demonstrated a strong program and is meeting area needs. Final approval is recommended.

Northeastern Oklahoma A&M College (NEOAMC) – Certificate in Natural Resource Ecology Management (125)

This program met the productivity criterion for enrollment (achieved 2 of the 2 required) and exceeded the productivity criterion for graduates (achieved 3 of the 2 required). NEOAMC has demonstrated a strong program and is meeting area needs. Final approval is recommended.

Oklahoma City Community College (OCCC) – Certificate in Automotive Technology (155)

This program exceeded the productivity criteria for enrollment (achieved 28 of the 10 required) and for graduates (achieved 8 of the 5 required). OCCC has demonstrated a strong program and is meeting area needs. Final approval is recommended.

Rose State College (RSC) – Associate in Science in Geosciences (126)

This program exceeded the productivity criterion for enrollment (achieved 30 of the 25 required) and met the productivity criterion for graduates (achieved 5 of the 5 required). RSC has demonstrated a strong program and is meeting area needs. Final approval is recommended.

Recommendation: Review Schedule Extension

OU – Doctor of Philosophy in Art History (364)

This program exceeded the productivity criterion for enrollment (achieved 11 of the 5 required) but did not meet the productivity criterion for graduates (achieved 1 of the 2 required). This program received provisional approval at the June 28, 2007 State Regents’ meeting. The program did not meet the productivity criteria (enrolled 6; graduated 0) and at the December 6, 2012 meeting the State Regents approved an extension of the review schedule. OU reports that enrollment in the program is strong and currently 5 students are in the dissertation stage of the program. However, OU indicates that in addition to personal situations hampering progress, students are very active professionally; presenting more than 20 juried papers at regional, national, and international conferences and publishing more than 15 articles, essays, and reviews. OU states that these circumstances have taken away from progressing in the program. OU reports they will encourage students to limit conference participation and focus on completing their dissertation. Additionally, department leadership encouraged doctoral committee chairpersons to require a semester-by-semester work plan to provide demonstrable proof of progress. Based on current enrollment, expected graduates, and faculty commitment to student success, an extension of the review schedule is recommended with continuation beyond Fall 2017 dependent upon meeting the following criteria:

Stipulations:

- Majors enrolled: 5 in Fall 2016; and
- Graduates: 2 in 2016-2017.

OU – Graduate Certificate in Global Studies (380)

This certificate did not meet the productivity criterion for enrollment (achieved 0 of the 10 required) and did not meet the productivity criterion for graduates (achieved 0 of the 5 required). This certificate received provisional approval at the September 9, 2010 State Regents’ meeting. OU reports plans to delete the certificate and will submit a request to do so within this academic year. Based on OU’s intentions, an extension of the review schedule is recommended with continuation beyond Fall 2016 dependent upon deletion of the certificate or meeting the following criteria:

Stipulations:

- Majors enrolled: 10 in Fall 2015; and
- Graduates: 5 in 2015-2016.

OU – Bachelor of Arts in Lifespan Care Administration in Lifespan Care Administration (394)

This program did not meet the productivity criteria for enrollment (achieved 13 of the 15 required) or for graduates (achieved 0 of the 5 required). This program received provisional approval at the June 27, 2013 State Regents’ meeting. OU reports that enrollment in the program is on target with original 5-year

projections; however, the time needed for students to complete degree requirements was underestimated. Because of the number of credit hours required in the core major requirements, students need at least one additional semester. OU is confident given an additional year the program will achieve its productivity goal. Based on current enrollment, expected graduates, and continued demand for the program, an extension of the review schedule is recommended with continuation beyond Fall 2018 dependent upon meeting the following criteria:

Stipulations:

- Majors enrolled: 15 in Fall 2017; and
- Graduates: 5 in 2017-2018.

OU – Graduate Certificate in Area Studies (377)

This certificate did not meet the productivity criterion for enrollment (achieved 0 of the 10 required) and did not meet the productivity criterion for graduates (achieved 0 of the 5 required). This certificate received provisional approval at the September 9, 2010 State Regents' meeting. OU reports plans to delete the certificate and will submit a request to do so within this academic year. Based on OU's intentions, an extension of the review schedule is recommended with continuation beyond Fall 2016 dependent upon deletion of the certificate or meeting the following criteria:

Stipulations:

- Majors enrolled: 10 in Fall 2015; and
- Graduates: 5 in 2015-2016.

OU – Bachelor of Science in Environmental Sustainability (382)

This program exceeded the productivity criterion for enrollment (achieved 31 of the 12 required) but did not meet the productivity criterion for graduates (achieved 2 of the 5 required). This program received provisional approval at the October 21, 2010 State Regents' meeting. OU reports that enrollment in the program is strong and is on track to graduate 13 students in the next academic year. To facilitate growth in both enrollment and graduates, the department hired a professional undergraduate advisor, who also serves as an outreach specialist and internship coordinator. This position is responsible for one-on-one student advising, to ensure successful matriculation through the program, as well as developing marketing strategies to increase enrollment. Based on current enrollment, expected graduates, and departmental commitment to student success, an extension of the review schedule is recommended with continuation beyond Fall 2016 dependent upon meeting the following criteria:

Stipulations:

- Majors enrolled: 12 in Fall 2015; and
- Graduates: 5 in 2015-2016.

OU – Bachelor of Arts in Judaic Studies (369)

This program did not meet the productivity criteria for enrollment (achieved 2 of the 12 required) or for graduates (achieved 1 of the 5 required). This program received provisional approval at the October 23, 2008 State Regents' meeting. The program did not meet the criteria for enrollment or for graduates (enrolled 2; graduated 0). At the December 5, 2013 meeting the State Regents approved an extension of the review schedule. OU reports that although the program has not achieved the productivity criterion, it has been successful in supporting other programs within the college, enrolling 700-800 students per year and has earned a national reputation. In 2014, the department was named as the Schusterman Center for Judaic and Israel Studies, one of only three in the nation, and is supported and funded entirely from external benefactors. Additionally, OU indicates that the hiring of two faculty in Israel Studies and New Hebrew Language Acquisition will generate additional majors. Lastly, OU indicates the department is in

the process of reviewing the curriculum to determine the best course of action for the future of the program. Based on current enrollment, uniqueness and reputation of the program, and departmental efforts, an extension of the review schedule is recommended with continuation beyond Fall 2018 dependent upon meeting the following criteria:

Stipulations:

- Majors enrolled: 12 in Fall 2017; and
- Graduates: 5 in 2017-2018.

OU – Doctor of Philosophy in Cellular and Behavioral Neurobiology (363)

The program did not meet the productivity criterion for enrollment (achieved 5 of the 8 required) but met the productivity criterion for graduates (achieved 2 of the 2 required). This program received provisional approval at the June 28, 2007 State Regents' meeting. The program did not meet the productivity criteria for enrollment (achieved 6 of the 8 required) or for graduates (achieved 1 of the 2 required). At the December 6, 2012 meeting the State Regents approved an extension of the review schedule. OU reports this program is an interdisciplinary program with options available in Biology, Aerospace and Mechanical Engineering, and Chemistry and Biochemistry. In 2014-2015 the Psychology Department faculty indicated strong interest in developing an additional option, which could potentially increase the number of students enrolled and graduates. Based on current enrollment, expected graduates, and potential changes to the program, an extension of the review schedule is recommended with continuation beyond Fall 2018 dependent upon meeting the following criteria:

Stipulations:

- Majors enrolled: 8 in Fall 2015; and
- Graduates: 2 in 2015-2016.

OU – Graduate Certificate in Administrative Leadership (366)

This program did not meet the productivity criteria for enrollment (achieved 2 of the 24 required) or for graduates (achieved 2 of the 12 required). This program received provisional approval at the September 11, 2008 State Regents' meeting. This program did not meet the productivity criterion for enrollment (achieved 18 of the 24 required) but exceeded the productivity criterion for graduates (achieved 14 of the 12 required). At the December 1, 2011 meeting the State Regents approved an extension of the review schedule. OU reports that the goal of the certificate was to provide non-traditional, work professionals an entry into graduate-level studies, without requiring their commitment to a full program. The intent was that by providing exposure to the course work, students would gain confidence in their ability to succeed and ultimately pursue a full Master's program. OU indicates the program is increasing recruitment efforts at more professional venues as well as utilizing a variety of social media campaigns. Additionally, faculty will better advise students of the benefits of completing the certificate, whether or not they continue their education and complete a Master's degree. Based on current enrollment, expected graduates, and increased recruitment and advisement efforts, an extension of the review schedule with revised criteria is recommended with continuation beyond Fall 2018 dependent upon meeting the following criteria:

Stipulations:

- Majors enrolled: 10 in Fall 2017; and
- Graduates: 5 in 2017-2018.

OSU – Graduate Certificate in Public Health (499)

This program did not meet the productivity criteria for enrollment (achieved 0 of the 2 required) or for graduates (achieved 0 of the 1 required). This program received provisional approval at the May 30, 2014

State Regents' meeting. OSU reports that there was inadequate time to advertise and recruit students to begin the program in Fall 2014 and that the first year enrollment was lower than anticipated. Currently 5 students are enrolled and OSU indicates the certificate is on track with enrollment and graduate projections. Based on current enrollment, expected graduates, and continued demand, an extension of the review schedule is recommended with continuation beyond Fall 2017 dependent upon meeting the following criteria:

Stipulations:

- Majors enrolled: 2 in Fall 2016; and
- Graduates: 1 in 2016-2017.

OSU – Bachelor of Arts in Multimedia Journalism (478)

This program exceeded the productivity criterion for enrollment (achieved 60 of the 36 required) but did not meet the productivity criterion for graduates (achieved 8 of the 18 required). This program received provisional approval at the May 28, 2010 State Regents' meeting. OSU reports that enrollment in the program has seen a steady increase since its inception in Fall 2010 but students have taken longer to complete the program than anticipated. OSU anticipates that with the number of students currently enrolled, graduation numbers should rise over the next 2 years. Based on current enrollment, expected graduates, and continued demand, an extension of the review schedule is recommended with continuation beyond Fall 2017 dependent upon meeting the following criteria:

Stipulations:

- Majors enrolled: 36 in Fall 2016; and
- Graduates: 18 in 2016-2017.

OSU – Graduate Certificate in Bioenergy and Sustainable Technology (484)

This program did not meet the productivity criteria for enrollment (achieved 0 of the 3 required) or for graduates (achieved 0 of the 3 required). This program received provisional approval at the April 4, 2011 State Regents' meeting. OSU reports that the certificate is a multi-institutional program with courses being offered via distance education at OSU, Kansas State University, South Dakota State University, and the University of Arkansas through the AG*IDEA consortium. OSU indicates the high cost of distance education was initially unforeseen and was not able to offer graduate student tuition waivers until recently. Faculty within the program are currently investigating the possibility of broadening the target audience for the program to increase enrollment. OSU anticipates that with the changes in ability to offer tuition waivers and increased marketing strategies the program will begin to grow and produce graduates. Based on the efforts of the institution, uniqueness of the program, and commitment to success of the program, an extension of the review schedule is recommended with continuation beyond Fall 2018 dependent upon meeting the following criteria:

Stipulations:

- Majors enrolled: 3 in Fall 2017; and
- Graduates: 3 in 2017-2018.

OSU – Bachelor of Arts in Sports Media (479)

This program exceeded the productivity criterion for enrollment (achieved 65 of the 20 required) but did not meet the productivity criterion for graduates (achieved 9 of the 10 required). This program received provisional approval at the May 28, 2010 State Regents' meeting. OSU reports that enrollment in the program has seen a steady increase since its inception in Fall 2010 but students have taken longer to complete the program than anticipated. OSU anticipates that with the number of students currently enrolled, graduation numbers should rise over the next 2 years. Based on current enrollment, expected

graduates, and continued demand, an extension of the review schedule is recommended with continuation beyond Fall 2017 dependent upon meeting the following criteria:

Stipulations:

- Majors enrolled: 20 in Fall 2016; and
- Graduates: 10 in 2016-2017.

East Central University (ECU) – Graduate Certificate in Human Resources-Addictions Counseling (099)

This program did not meet the productivity criterion for enrollment (achieved 11 of the 14 required) but exceeded the productivity criterion for graduates (achieved 4 of the 2 required). This program received provisional approval at the September 5, 2013 State Regents’ meeting. ECU reports that enrollment has increased since Fall 2014 and the graduate certificate is on track to meet productivity criterion for enrollment. ECU also reports that students interested in meeting the educational requirements of the Oklahoma Board of Licensed Alcohol and Drug Counselors (OBLADC) must currently obtain a Master’s degree in a related discipline and the Graduate Certificate in Human Resources –Addictions Counseling (099). This results in students completing 75 credit hours of course work. Faculty have discussed developing a new Master’s program for addiction counseling and embedding the graduate certificate within the curriculum. This endeavor would allow students to meet the requirements for OBLADC while completing fewer credit hours and will also help to increase both enrollment and graduate numbers for the graduate certificate. Based on current enrollment, current and expected graduates, and continued demand, an extension of the review schedule is recommended with continuation beyond Fall 2017 dependent upon meeting the following criteria:

Stipulations:

- Majors enrolled: 14 in Fall 2016; and
- Graduates: 2 in 2016-2017.

Northeastern State University (NSU) – Master of Science in Natural Science (150)

This program did not meet the productivity criteria for enrollment (achieved 11 of the 15 required) or for graduates (achieved 1 of the 5 required). This program received provisional approval at the May 27, 2011 meeting. NSU reports that the program has experienced enrollment and graduation complications due to unexpected faculty turnover and recruiting difficulties. Faculty are also currently discussing curricular revisions to better serve student needs and enhance student progress through the program. Based on current enrollment, current and expected graduates, and continued demand, an extension of the review schedule is recommended with continuation beyond Fall 2019 dependent upon meeting the following criteria:

Stipulations:

- Majors enrolled: 15 in Fall 2018; and
- Graduates: 5 in 2018-2019.

Oklahoma Panhandle State University (OPSU) – Bachelor of Arts in Liberal Arts (061)

This program did not meet the productivity criteria for enrollment (achieved 3 of the 18 required) or for graduates (achieved 0 of the 6 required). This program received provisional approval at the September 14, 2006 State Regents’ meeting. The program did not meet the productivity criteria for enrollment or for graduates (enrolled 10; graduated 1). At the December 2, 2010 meeting the State Regents approved an extension of the review schedule with revised productivity criteria. The program did not meet the productivity criteria for enrollment (achieved 3 of the 18 required) or for graduates (achieved 0 of the 5 required). At the December 4, 2014 meeting, the State Regents’ approved another extension of the review

schedule. OPSU reports plans to delete the program and will submit a request to do so within this academic year. Based on OPSU's intentions, a final extension of the review schedule is recommended with continuation beyond Fall 2016 dependent upon deletion of the program or meeting the following criteria:

Stipulations:

- Majors enrolled: 18 students in Fall 2015; and
- Graduates: 6 students in 2015-2016.

Rogers State University (RSU) – Bachelor of Arts in Military History (124)

This program met the productivity criterion for enrollment (achieved 20 of the 20 required) but did not meet the productivity criterion for graduates (achieved 1 of the 9 required). This program received provisional approval at the September 9, 2010 State Regents' meeting. Although the program has met the productivity criterion for enrollment, RSU reports the department is increasing efforts to recruit students. Articulation agreements with military colleges like the New Mexico Military Institute and Valley Forge Military Academy are being explored. Additionally, the program is being promoted through the Annual Military History Days at RSU and at public lectures on military affairs. RSU also notes that many students in the program are working full-time and have family responsibilities. Therefore, students are enrolling in fewer credit hours each semester and completion of the program requirements is taking longer than anticipated. RSU indicates at least 8 students are expected to graduate within the year. Based on current enrollment, expected graduates, and institutional commitment to the program, an extension of the review schedule is recommended with continuation beyond Fall 2018 dependent upon meeting the following criteria:

Stipulations:

- Majors enrolled: 20 students in Fall 2017; and
- Graduates: 9 students in 2017-2018.

RSU – Bachelor of Arts in Public Administration (123)

This program did not meet the productivity criteria for enrollment (achieved 16 of the 30 required) or for graduates (achieved 3 of the 14 required). This program received provisional approval at the December 4, 2008 State Regents' meeting. The program did not meet the productivity criteria for enrollment or for graduates (enrolled 21; graduated 1). At the December 5, 2013 meeting, the State Regents approved an extension of the review schedule. RSU reports the department has proposed to modify the curriculum to add an option in political science. According to RSU, students currently pursuing the political science option available under the Bachelor of Arts in Social Science (110) have expressed that their long-term educational and career goals would be better met if the political science option was affiliated with the Bachelor of Arts in Public Administration (123). RSU also reports that the current structure of the curriculum requires 55 credit hours of public administration courses and the proposed changes will provide students with greater flexibility and allow students to complete the program in a timely manner. Based on current enrollment, expected graduates, and continued demand, an extension of the review schedule is recommended with continuation beyond Fall 2018 dependent upon meeting the following criteria:

Stipulations:

- Majors enrolled: 30 students in Fall 2017; and
- Graduates: 14 students in 2017-2018.

RSU – Master of Business Administration in Business Administration (213)

This program did not meet the productivity criteria for enrollment (achieved 12 of the 24 required) or for graduates (achieved 0 of the 6 required). This program received provisional approval at the January 26, 2012 State Regents' meeting. RSU reports that although the program was approved in 2012 they did not enroll students until the Fall 2014 semester. Therefore, the first cohort of students has not had time to complete the program requirements to graduate. RSU anticipates current students to graduate within 3 years. Based on current enrollment, expected graduates, and continued demand, an extension of the review schedule is recommended with continuation beyond Fall 2018 dependent upon meeting the following criteria:

Stipulations:

- Majors enrolled: 24 students in Fall 2017; and
- Graduates: 6 students in 2017-2018.

UCO – Master of Science in Nursing (204)

This program did not meet the productivity criterion for enrollment (achieved 37 of the 40 required) but exceeded the productivity criterion for graduates (achieved 6 of the 5 required). This program received provisional approval at the May 25, 2012 State Regents' meeting. UCO reports that the first cohort of students did not enroll until Spring 2013 and that enrollment in the program is strong. Currently 40 students are enrolled in the Fall 2015 semester and UCO projects 12-13 students will graduate this academic year. Based on current enrollment, expected graduates, and continued demand, an extension of the review schedule is recommended with continuation beyond Fall 2016 dependent upon meeting the following criteria:

Stipulations:

- Majors enrolled: 40 students in Fall 2015; and
- Graduates: 5 students in 2015-2016.

OCCC – Associate in Applied Science in Diesel Technology (157)

This program did not meet the productivity criteria for enrollment (achieved 13 of the 18 required) or for graduates (achieved 0 of the 5 required). This program received provisional approval at the September 3, 2009 State Regents' meeting. The program did not meet the productivity criteria for enrollment or for graduates (enrolled 0; graduated 0) and at the December 6, 2012 meeting the State Regents approved an extension of the review schedule. OCCC reports that changes with cooperative agreements required the department to review the program to ensure it is in compliance with policy and the Higher Learning Commission's guidelines for the use of Prior Learning Assessment. OCCC believes this curricular redesign will help to improve graduation numbers. Based on current enrollment, updates to the curriculum, and continued demand, an extension of the review schedule is recommended with continuation beyond Fall 2018 dependent upon meeting the following criteria:

Stipulations:

- Majors enrolled: 18 students in Fall 2017; and
- Graduates: 5 students in 216-2017.

OCCC – Certificate in Computer Animation (160)

This program did not meet the productivity criteria for enrollment (achieved 8 of the 20 required) or for graduates (achieved 1 of the 5 required). This program received provisional approval at the December 3, 2009 State Regents' meeting. The program did not meet the productivity criteria for enrollment or for graduates (enrolled 1; graduated 0). At the December 6, 2012 meeting the State Regents approved an extension of the review schedule. OCCC reports the certificate was an option under the Associate in

Applied Science in Computer-Aided Technology (011). During the 2014-2015 academic year this option was deleted and moved to the Associate in Applied Science in Digital Media Design (006). The Digital Media Design faculty believes this redesign will improve graduation numbers as the curriculum is required by the main program. Based on current enrollment updates to the curriculum, and continued demand, an extension of the review schedule is recommended with continuation beyond Fall 2018 dependent upon meeting the following criteria:

Stipulations:

- Majors enrolled: 20 students in Fall 2017; and
- Graduates: 5 students in 216-2017.

OSU-Oklahoma City (OSU-OKC) – Associate in Applied Science in Restaurant Management (107)

This program exceeded the productivity criterion for enrollment (achieved 54 of the 18 required) but did not meet the productivity criterion for graduates (achieved 1 of the 8 required). This program received provisional approval at the December 4, 2008 State Regents' meeting. The program exceeded the productivity criterion for enrollment (achieved 48 of the 18 required) but did not meet the productivity criterion for graduates (achieved 1 of the 8 required). At the December 6, 2012 meeting the State Regents approved an extension of the review schedule. OSU-OKC reports that this program was part of a cooperative agreement with Metro Technology Center. Due to changes with the cooperative agreement policy a decision was made to suspend the cooperative agreement, which was approved at the May 29, 2015 State Regents' meeting. OSU-OKC reports intentions to suspend the program to assess its viability without the cooperative agreement. Based on OSU-OKC's intentions, an extension of the review schedule is recommended with continuation beyond Fall 2016 dependent upon suspension of the program or meeting the following criteria:

Stipulations:

- Majors enrolled: 18 students in Fall 2016; and
- Graduates: 8 students in 2016-2017.

OSU-OKC – Associate in Applied Science in Electrical Power Technology (108)

The program exceeded the productivity criterion for enrollment (achieved 28 of the 18 required) but did not meet the productivity criterion for graduates (achieved 3 of the 8 required). This program received provisional approval at the December 4, 2008 State Regents' meeting. The program exceeded the productivity criterion for enrollment (achieved 20 of the 18 required) but did not meet the productivity criterion for graduates (achieved 4 of the 8 required). At the December 6, 2012 meeting the State Regents approved an extension of the review schedule. OSU-OKC reports the program was developed as part of an agreement with local industry. However, the leadership in the company recently changed and the number of positions for graduates declined. Additionally, the company created their own in-house training. As a result, OSU-OKC sought other options for the program and was awarded a grant to redesign and update the curriculum. Moving forward, OSU-OKC envisions marketing the program to more rural business and industry partners and offering scholarships to help students continue in the program. Based on current enrollment, expected updates to the curriculum, and continued demand, an extension of the review schedule is recommended with continuation beyond Fall 2017 dependent upon meeting the following criteria:

Stipulations:

- Majors enrolled: 18 students in Fall 2016; and
- Graduates: 8 students in 2016-2017.

OSU-Institute of Technology (OSUIT) – Bachelor of Technology in Civil Engineering Technology (096)

This program did not meet the productivity criteria for enrollment (achieved 35 of the 43 required) or for graduates (achieved 4 of the 6 required). This program received provisional approval at the February 13, 2004 State Regents’ meeting. The program did not meet the productivity criteria for enrollment or for graduates (enrolled 14; graduated 4). At the January 28, 2010 meeting, the State Regents approved an extension of the review schedule. The program again did not meet the productivity criteria for enrollment or for graduates (enrolled 28; graduated 5) and at the December 6, 2012 meeting; the State Regents approved another extension of the review schedule. OSUIT reports that the institution has taken a number of steps toward increasing enrollment and graduation numbers. Faculty have begun more outreach at area high schools and have facilitated special events for math and science teachers to promote the program. Additional outreach has also taken place through the student chapter of the American Society of Civil Engineers, campus-wide events such as Women in Technology and Career Encounters, and activities related to science, technology, engineering, and math. OSUIT also reports the program has recently received accreditation through ABET and has strong industry support. OSUIT believes these efforts will better market the program and help to increase productivity requirements. Based on current enrollment, increased marketing efforts, and continued demand, a final extension of the review schedule is recommended with continuation beyond Fall 2018 dependent upon meeting the following criteria:

Stipulations:

- Majors enrolled: 43 students in Fall 2017; and
- Graduates: 6 students in 2017-2018.

OSUIT – Associate in Applied Science in Pipeline Integrity Technology (101)

This program exceeded the productivity criterion for enrollment (achieved 28 of the 25 required) but did not meet the productivity criterion for graduates (achieved 3 of the 10 required). This program received provisional approval at the April 19, 2012 State Regents’ meeting. OSUIT reports that unexpected changes in faculty leadership for the program delayed the implementation of the program. OSUIT indicates that enrollment in the program is strong and faculty have developed robust relationships with local industry, such as Phillips 66 and the Koch Pipeline Company, both of which support the program in both cash and in-kind donations. According to OSUIT of the 24 new students that enrolled in Fall 2014 at least 14 are on track to graduate in Spring 2016. Additionally, the program enrolled 22 new students in Fall 2015. OSUIT believes that the program is growing and will meet productivity criteria within 3 years. Based on current enrollment, local industry support, and continued demand, an extension of the review schedule is recommended with continuation beyond Fall 2018 dependent upon meeting the following criteria:

Stipulations:

- Majors enrolled: 25 students in Fall 2017; and
- Graduates: 10 students in 2017-2018.

Attachment

ATTACHMENT A
Productivity Criteria

Program Name	Date Approved	Headcount Enrollment		Graduates		Last Review	Next Review	Action
		Criteria	Achieved	Criteria	Achieved			
OU – Doctor of Philosophy in Art History (364)	June 28, 2007	5 F2014	11	2 2014-15	1	2015	2017	Review Schedule Extension
OU – Graduate Certificate in Global Studies (380)	September 9, 2010	10 F2014	0	5 2014-15	0	2015	2016	Review Schedule Extension
OU – Bachelor of Arts in Lifespan Care Administration in Lifespan Care Administration (394)	June 27, 2013	15 F2014	13	5 2014-15	0	2015	2018	Review Schedule Extension
OU – Graduate Certificate in Area Studies (377)	September 9, 2010	10 F2014	0	5 2014-15	0	2015	2016	Review Schedule Extension
OU – Bachelor of Science in Environmental Sustainability (382)	October 21, 2010	12 F2014	31	5 2014-15	2	2015	2016	Review Schedule Extension
OU – Bachelor of Arts in Judaic Studies (369)	October 23, 2008	12 F2014	2	5 2014-15	1	2015	2018	Review Schedule Extension
OU – Doctor of Philosophy in Cellular and Behavioral Neurobiology (363)	June 28, 2007	8 F2014	5	2 2014-15	2	2015	2018	Review Schedule Extension
OU – Graduate Certificate in Administrative Leadership (366)	September 11, 2008	24 F2014	2	12 2014-15	2	2015	2018	Review Schedule Extension

Program Name	Date Approved	Headcount Enrollment		Graduates		Last Review	Next Review	Action
		Criteria	Achieved	Criteria	Achieved			
OU – Bachelor of Arts in Arabic (376)	September 9, 2010	12 F2014	31	5 2014-15	5	2015	2020	Final Approval
OU – Bachelor of Arts in Environmental Sustainability (381)	October 21, 2010	12 F2014	77	5 2014-15	25	2015	2020	Final Approval
OSU – Graduate Certificate in Public Health (499)	May 30, 2014	2 F2014	0	1 2014-15	0	2015	2017	Review Schedule Extension
OSU – Bachelor of Arts in Multimedia Journalism (478)	May 28, 2010	36 F2014	60	18 2014-15	8	2015	2017	Review Schedule Extension
OSU – Graduate Certificate in Bioenergy and Sustainable Technology (484)	April 4, 2011	3 F2014	0	3 2014-15	0	2015	2018	Review Schedule Extension
OSU – Bachelor of Arts in Sports Media (479)	May 28, 2010	20 F2014	65	10 2014-15	9	2015	2017	Review Schedule Extension
OSU – Master of Science in Aviation and Space (486)	April 19, 2012	18 F2014	26	4 2014-15	11	2015	2020	Final Approval
OSU – Bachelor of Science in Strategic Communication (475)	May 28, 2010	60 F2014	192	30 2014-15	66	2015	2020	Final Approval
OSU – Bachelor of Arts in Strategic Communication (476)	May 28, 2010	60 F2014	135	30 2014-15	35	2015	2020	Final Approval

Program Name	Date Approved	Headcount Enrollment		Graduates		Last Review	Next Review	Action
		Criteria	Achieved	Criteria	Achieved			
OSU – Bachelor of Science in Multimedia Journalism (477)	May 28, 2010	30 F2014	67	15 2014-15	16	2015	2020	Final Approval
OSU – Bachelor of Science in Sports Media (480)	May 28, 2010	14 F2014	103	7 2014-15	23	2015	2020	Final Approval
ECU – Graduate Certificate in Human Resources-Addictions Counseling (099)	September 5, 2013	14 F2014	11	2 2014-15	4	2015	2017	Review Schedule Extension
NSU – Master of Science in Natural Science (150)	May 27, 2011	15 F2014	11	5 2014-15	1	2015	2019	Review Schedule Extension
OPSU – Bachelor of Arts in Liberal Arts (061)	September 14, 2006	18 F2014	3	6 2014-15	0	2015	2016	Final Review Schedule Extension
RSU – Bachelor of Arts in Military History (124)	September 9, 2010	20 F2014	20	9 2014-15	1	2015	2018	Review Schedule Extension
RSU – Bachelor of Arts in Public Administration (123)	December 4, 2008	30 F2014	16	14 2014-15	3	2015	2018	Review Schedule Extension
RSU – Master of Business Administration in Business Administration (213)	January 26, 2012	24 F2014	12	6 2014-15	0	2015	2018	Review Schedule Extension
UCO – Master of Science in Nursing (204)	May 25, 2012	40 F2014	37	5 2014-15	6	2015	2016	Review Schedule Extension

Program Name	Date Approved	Headcount Enrollment		Graduates		Last Review	Next Review	Action
		Criteria	Achieved	Criteria	Achieved			
UCO – Bachelor of Applied Technology in Technology Application Studies (188)	February 13, 2004	15 F2014	89	5 2014-15	55	2015	2020	Final Approval
UCO – Master of Public Administration in Public Administration (203)	April 19, 2012	20 F2014	80	5 2014-15	18	2015	2020	Final Approval
UCO – Master of Education in Bilingual Education/Teaching English as a Second Language (199)	April 19, 2012	35 F2014	55	12 2014-15	17	2015	2020	Final Approval
NEOAMC – Certificate in Natural Resource Ecology Management (125)	April 19, 2012	2 F2014	2	2 2014-15	3	2015	2020	Final Approval
OCCC – Associate in Applied Science in Diesel Technology (157)	September 3, 2009	18 F2014	13	5 2014-15	0	2015	2018	Review Schedule Extension
OCCC – Certificate in Computer Animation (160)	December 3, 2009	20 F2014	8	5 2014-15	1	2015	2018	Review Schedule Extension
OCCC – Certificate in Automotive Technology (155)	June 25, 2009	10 F2014	28	5 2014-15	8	2015	2020	Final Approval
OSU-OKC – Associate in Applied Science in Restaurant Management (107)	December 4, 2008	18 F2014	54	8 2014-15	1	2015	2016	Review Schedule Extension
OSU-OKC – Associate in Applied Science in Electrical Power Technology (108)	December 4, 2008	18 F2014	28	8 2014-15	3	2015	2017	Final Review Schedule Extension

Program Name	Date Approved	Headcount Enrollment		Graduates		Last Review	Next Review	Action
		Criteria	Achieved	Criteria	Achieved			
OSUIT – Bachelor of Technology in Civil Engineering Technology (096)	February 13, 2004	43 F2014	35	6 2014-15	4	2015	2018	Review Schedule Extension
OSUIT – Associate in Applied Science in Pipeline Integrity Technology (101)	April 19, 2012	25 F2014	28	10 2014-15	3	2015	2018	Review Schedule Extension
RSC – Associate in Science in Geosciences (126)	February 13, 2014	25 F2014	30	5 2014-15	5	2015	2020	Final Approval

Meeting of the
OKLAHOMA STATE REGENTS FOR HIGHER EDUCATION
 December 3, 2015

AGENDA ITEM #27-e:

Academic Scholars Program.

SUBJECT: Authorization of freshmen Institutional Nominees for Fall 2016.

RECOMMENDATION:

It is recommended that the State Regents approve the authorized number of Institutional Nominees for each institution for 2016-2017.

BACKGROUND:

The 1999 Legislature created a new avenue by which students can qualify for Academic Scholars Program (ASP) awards— Institutional Nominees. The statutes authorize the State Regents to establish criteria for student eligibility as an Institutional Nominee.

Each year since 1999 the State Regents have authorized the number of freshmen Institutional Nominee “slots” for each state system institution.

POLICY ISSUES:

The statutes and policy authorizing the Academic Scholars Program state the objectives of the program to:

- (1) retain top-ranked students from Oklahoma in Oklahoma colleges and enable these institutions to compete aggressively for top Oklahoma scholars;
- (2) attract high caliber out-of-state students to attend Oklahoma colleges and universities; and
- (3) enhance the academic quality in Oklahoma colleges and universities.

The Institutional Nominee category allows all state system institutions to participate in the program while maintaining high academic standards for eligible scholarship recipients. Institutional Nominees are not authorized for private/independent colleges and universities in Oklahoma. Institutional Nominees must meet one of the two minimum qualifying criteria shown below.

Tier	ACT or SAT Equivalent		GPA and Class Rank
Research Universities (\$2,800 award)	32 or SAT Equivalent	or	GPA 3.9 and Top 2% or rank first or second in their graduating class
Regional Universities (\$2,000 award)	30 or SAT Equivalent	or	GPA 3.8 and Top 4% or rank first or second in their graduating class
Community Colleges (\$1,800 award)	29 or SAT Equivalent	or	GPA 3.7 and Top 5% or rank first or second in their graduating class

In addition to the cash award shown above paid by the State Regents (about 50% of the award amount for “automatic” qualifiers), state system institutions provide the student a full or partial tuition waiver.

ANALYSIS:

The proposed allocation of 255 freshmen Institutional Nominees for 2016-2017 is unchanged from the 2015-2016 allocation. By institutional tier, the allocation is distributed as follows:

Tier	Total IN Slots	% of Total
Comprehensive Universities	160	63%
Regional Universities*	47*	18%
Two-Year Colleges	48	19%
	255	100%

* Each regional university is also authorized up to 15 freshmen slots for a \$3,000 scholarship under the separate Regional University Baccalaureate Scholarship (RUBS) program. The RUBS scholarship requires a minimum 30 ACT.

Proposed Allocation of Institutional Nominees

	<u>2015-16</u>	<u>2016-17 Proposed</u>	<u>Change</u>
University of Oklahoma	80	80	0
Oklahoma State University	80	80	0
Oklahoma State University - Oklahoma City	3	3	0
Oklahoma State University - Okmulgee	3	3	0
University of Central Oklahoma	5	5	0
East Central University	5	5	0
Northeastern State University	5	5	0
Northwestern Oklahoma State University	5	5	0
Southeastern Oklahoma State University	5	5	0
Southwestern Oklahoma State University	5	5	0
Cameron University	5	5	0
Langston University	3	3	0
Rogers State University	3	3	0
Oklahoma Panhandle State University	3	3	0
University of Science and Arts of Oklahoma	3	3	0
Carl Albert State College	3	3	0
Connors State College	3	3	0
Eastern Oklahoma State College	3	3	0
Murray State College	3	3	0
Northeastern Oklahoma A&M College	3	3	0
Northern Oklahoma College	3	3	0
Oklahoma City Community College	5	5	0
Redlands Community College	3	3	0
Rose State College	5	5	0
Seminole State College	3	3	0
Tulsa Community College	5	5	0
Western Oklahoma State College	3	3	0
GRAND TOTAL	255	255	0

Meeting of the
OKLAHOMA STATE REGENTS FOR HIGHER EDUCATION
December 3, 2015

AGENDA ITEM #27-f:

Regional University Baccalaureate Scholarships.

SUBJECT: Approval of Freshman Scholarship Slots for Fall 2016.

RECOMMENDATION:

It is recommended that the State Regents authorize fifteen (15) freshmen scholarship slots for each participating institution in the Regional University Baccalaureate Scholarship program for Fall 2016.

BACKGROUND:

The Regional University Baccalaureate Scholarship program was created by the State Regents in 1994 to provide support for academically promising students to enroll in baccalaureate degree programs at the public regional universities. The program provides a \$3,000 annual award for up to four years and institutions also provide the recipient a tuition waiver. Historically, each of the eleven participating institutions has been allotted fifteen freshmen scholarship “slots” each year.

To qualify for the award students must:

- Be an Oklahoma resident;
- Score at least a 30 on the ACT or achieve the designation of National Merit Semifinalist or Commended Student by the National Merit Scholarship Corporation;
- Maintain a cumulative 3.25 grade point average in college; and
- Maintain full-time enrollment in college.

POLICY ISSUES:

In addition to providing an opportunity for high-achieving students, the program is also intended to enhance the academic quality of Oklahoma’s public regional universities.

ANALYSIS:

The following table shows a history of appropriations and expenditures for the program in recent years. Deficits in FY2007 to FY2010 were funded from program carryover funds and internal agency transfers from other programs.

**Regional University Baccalaureate Scholarship
History of Appropriations and Expenditures**

	Appropriation	Expenditures	Difference
2003-2004	\$800,229	\$730,500	\$69,729
2004-2005	\$800,229	\$725,250	\$74,979
2005-2006	\$800,229	\$780,000	\$20,229
2006-2007	\$800,229	\$828,000	(\$27,771)
2007-2008	\$800,229	\$844,500	(\$44,271)
2008-2009	\$800,229	\$900,000	(\$99,771)
2009-2010	\$800,229	\$919,500	(\$119,271)
2010-2011	\$1,035,823	\$947,250	\$88,573
2011-2012	\$986,068	\$938,250	\$47,818
2012-2013	\$986,068	\$977,250	\$8,818
2013-2014	\$986,068	\$920,250	\$65,818
2014-2015	\$986,068	\$918,750	\$67,318

The following table shows the number of freshmen slots filled by each institution since 2005.

Freshman Regional University Baccalaureate Scholars, 2005-2015

	2005	2006	2007	2008	2009	2010	2011	2012	2013	2014	2015
University of Central Oklahoma	14	15	13	15	15	13	9	15	15	15	13
East Central University	6	11	13	12	15	12	13	14	15	15	14
Northeastern State University	15	17	15	15	15	15	15	15	13	15	15
Northwestern Oklahoma State University	1	4	2	2	7	6	4	5	9	2	3
Southeastern Oklahoma State University	11	5	4	6	5	8	7	8	3	6	6
Southwestern Oklahoma State University	17	17	15	15	15	15	15	15	15	15	15
Cameron University	4	7	8	8	15	8	6	12	9	10	10
Langston University	0	0	0	0	0	0	0	1	0	0	0
Rogers State University	5	7	9	11	10	9	8	15	12	7	12
Oklahoma Panhandle State University	2	0	0	0	1	1	0	0	2	0	1
University of Science and Arts of Oklahoma	9	10	10	14	14	13	14	10	6	8	13
TOTAL	84	93	89	98	112	100	91	110	99	93	102

Meeting of the
OKLAHOMA STATE REGENTS FOR HIGHER EDUCATION
December 3, 2015

AGENDA ITEM #27-g (1):

Agency Operations.

SUBJECT: Ratification of Purchases over \$25,000.

RECOMMENDATION:

It is recommended that the State Regents ratify purchases in amounts in excess of \$25,000 but not in excess of \$100,000 between September 26, 2015 and November 6, 2015.

BACKGROUND:

Agency purchases are presented for State Regents' action. They relate to previous board action and the approved agency budgets.

POLICY ISSUES:

The recommended action is consistent with the State Regents' purchasing policy which provides for the Budget Committee's review of purchases in excess of \$25,000.

ANALYSIS:

For the time period between September 26, 2015 and November 6, 2015 there are 2 purchases in excess of \$25,000 but not in excess of \$100,000.

Core

- 1) Renaissance Cox Convention Center in the amount of \$65,229.00 for Governor Fallin's Science, Technology, Engineering and Mathematics (STEM) Summit. This conference focused on the importance of STEM education in the development of a well-educated and well trained workforce to meet the employment needs for businesses in the state of Oklahoma. A registration fee was charged for this conference. Sponsors for the event included Google, Cox Communications, Verizon, AT&T, ITC, GE, and the Oklahoma Business Roundtable. (Funded from 210-Core).

OneNet

- 2) Alvine and Associates, Incorporated in the amount of \$33,000.00 for engineering services to add redundancy within the Oklahoma State Regent's existing data center. This redundancy will add chiller capacity, generator capacity and a power distribution system. (Funded from 718-OneNet).

Meeting of the
OKLAHOMA STATE REGENTS FOR HIGHER EDUCATION
December 3, 2015

AGENDA ITEM #27-g (2):

Agency Operations.

SUBJECT: Acceptance of the FY2015 Annual Audit Reports.

RECOMMENDATION:

It is recommended that the State Regents accept the annual FY2015 Audit Reports.

BACKGROUND:

The State Regents' are required by statute to conduct an annual financial audit by an outside independent auditor. This is the fourth of five years that Stanfield & Odell has served our agency as independent auditor.

POLICY ISSUES:

This item is consistent with State Regents' policy.

ANALYSIS:

The State Regents' independent auditor, Stanfield & Odell, has completed the annual audit of operations and programs for the year ending June 30, 2015. The following reports are included with this item:

- Independent Auditor's Report on Financial Statements for the State Regents Operations including Compliance Reports required under OMB Circular A-133 and a Schedule of Findings and Questioned Costs, if any.

The Independent Auditor's Report on Financial Statements for the State Regents Operations consolidates all operations for which the State Regents have responsibility. Operations fall into two categories: (1) Core administrative operations that involve those activities directly related to carrying out the State Regents' constitutional responsibilities, and (2) Special Programs that involve several programs assigned to the State Regents including the Oklahoma College Assistance Program (OCAP), the Oklahoma Tuition Aid Grant Program, and ONENET. In addition, the fiduciary audit includes the OSRHE Supplemental Retirement Plan, the OSRHE Medical Plan trust, and the OSRHE's share of the OTRS pension plan. The audit for the Oklahoma College Access Program has been consolidated into the Regents' report to more concisely present the OSRHE's audit as one agency, with a federal schedule included in order to meet OCAP federal reporting requirements and other needs.

The Compliance Reports required by the Federal Office of Management and Budget under OMB Circular A-133 relate only to programs funded by the federal government. These reports focus on internal control and compliance with the requirements of laws, regulations, grants, and contracts applicable to the federal programs. There were no findings or questioned costs.

Professional standards also require the auditors to communicate certain matters concerning the financial reporting process. To facilitate this communication, the auditors have also prepared a letter providing this information.

It is recommended that the State Regents accept the FY2015 Audit Reports.

Meeting of the
OKLAHOMA STATE REGENTS FOR HIGHER EDUCATION
December 3, 2015

AGENDA ITEM #27-h:

Resolutions.

This item will be available at the meeting.

Meeting of the
OKLAHOMA STATE REGENTS FOR HIGHER EDUCATION
December 3, 2015

AGENDA ITEM #28-a:

Programs.

SUBJECT: Status Report on Program Requests.

RECOMMENDATION:

This item is for information only.

BACKGROUND:

The Status Report on Program Requests tracks the status of all program requests received since July 1, 2015 as well as requests pending from the previous year.

POLICY ISSUES:

This report lists requests regarding degree programs as required by the State Regents' Academic Program Approval policy.

ANALYSIS:

The Status Report on Program Requests lists all program requests received by the State Regents and program actions taken by the State Regents within the current academic year (2015-2016).

The current status report contains the Current Degree Program Inventory and the following schedules:

1. Letters of Intent
2. Degree Program Requests Under Review
3. Approved New Program Requests
4. Requested Degree Program Deletions
5. Approved Degree Program Deletions
6. Requested Degree Program Name Changes
7. Approved Degree Program Name Changes
8. Requested Degree Designation Changes
9. Approved Degree Designation Changes
10. Cooperative Agreements
11. Suspended Programs
12. Reinstated Programs
13. Inventory Reconciliations
14. Net Reduction Table

Supplement available upon request.

Meeting of the
OKLAHOMA STATE REGENTS FOR HIGHER EDUCATION
December 3, 2015

AGENDA ITEM #28-b (1):

Annual Reports.

SUBJECT: 2014-15 Academic Scholars Year End Report.

RECOMMENDATION:

This item is an information item only.

BACKGROUND:

In 2014-15, the State Regents allocated \$8,329,363 from appropriations made by the 2014 Oklahoma Legislature for the Academic Scholars Program (ASP). Funding was also available from the Academic Scholars Trust Fund. The program provides participants funding to use toward tuition, fees, room and board, and required textbooks or materials for up to four (4) years of undergraduate and graduate study, at accredited institutions of higher education in Oklahoma.

To automatically qualify for the Academic Scholars Program, Oklahoma residents and nonresidents must have received the designation of National Merit Scholar, National Merit Finalist, or Presidential Scholar. Oklahoma residents may also qualify automatically by achieving a score in the top one-half percentile on the ACT or SAT. In addition, each public institution is authorized to award a certain number of freshmen scholarships to Institutional Nominees.

The annual award amounts for all automatic qualifiers in the 2014-15 academic year were \$5,500 for students attending a research university, \$4,000 for students attending a regional university, and \$3,500 for students attending a two-year college. The annual award amounts for Institutional Nominees were \$2,800 for students attending a research university, \$2,000 for students attending a regional university, and \$1,800 for students attending a two-year college.

POLICY ISSUES:

This item also fulfills a statutory requirement to report the number of Academic Scholars Program participants that remain in Oklahoma within five years of leaving the program.

ANALYSIS:

Following are some highlights from the report:

- ◆ In fall 2014, 384 freshmen were designated National Merit Scholars by the National Merit Corporation, an increase of 117 or 44 percent from 267 in fall 2013.
- ◆ A total of 2,339 students at Oklahoma public and private colleges and universities were enrolled in the Academic Scholars Program in fall 2014, an increase of 97 students from 2,242 students enrolled for fall 2013.

- ◆ In 2014-15, total program expenditures were \$10,233,400, an increase of \$463,675 compared to 2013-14. The total was offset by over \$1.9 million in refunds to comply with the 20 percent non-resident participation limit.
- ◆ The 2014 freshman class totaled 782 students (537 “automatic qualifiers” and 245 Institutional Nominees) compared to 618 students (381 “automatic qualifiers” and 237 Institutional Nominees) in the 2013 freshmen class.
- ◆ Since 2001, an average of 13 percent of program participants lose the scholarship after one year in the program. On average, about 76 percent of participants retain the scholarship through their fourth year of eligibility; the most current class was 80 percent.
- ◆ For the 1,972 participants entering into the program between 2006-2008, 76 percent (1,504) received at least an associate degree from an Oklahoma institution within 6 years.
- ◆ About 72 percent of all the program’s graduates remain in Oklahoma one year after graduation. The retention rate for Oklahoma residents in the program (77%) is significantly higher than for non-residents (55%).
- ◆ About 86 percent of the program participants attend three universities—University of Oklahoma (55%), Oklahoma State University (22%) and the University of Tulsa (9%). The remaining participants attend public regional universities (7%), public two-year colleges (3%) and other private universities (4%). The three largest participating institutions also account for 91 percent of the total program expenditures.
- ◆ Available data indicates that program participants generally come from higher income families. Over 46 percent of participants did not apply for federal financial aid, indicating a lack of financial need or eligibility for federal student aid. Of the 54 percent of participants that reported parental income on the 2014-15 federal application, 82 percent reported a family income of \$50,000 or higher; 53 percent reported family income of \$100,000 or more.
- ◆ Participation rates for ethnic minority students have remained small over the past five years; the rate for ethnic minority students in the program in 2014-15 was 0.6 percent for Black students, 3.5 percent for Hispanic students, and 2.5 percent for American Indian students.

Income and Expenditures:

As shown in the following table, since FY1999 expenditures for the program have exceeded income for most years, resulting in the significant reduction of the program’s trust fund reserve. Beginning in FY2009, enforcement of a state law limiting nonresident student participation to 25 percent resulted in some institutions refunding a portion of their awards back to the program. The refunds totaled to \$990,800 for 2008-09 (academic year), \$1,181,069 for 2009-10, \$1,323,588 for 2010-11, and \$1,355,396 for 2011-12. Beginning in 2012-13 the nonresident participation limit was reduced from 25 percent to 20 percent resulting in an increased refund amount of \$1,764,589 for 2012-13, \$1,676,220 for 2013-14, and \$1,964,794 for 2014-15.

As the result of a combination of increased funding and reduction in annual expenditures, the program trust fund reserve has become relatively stable at between \$2 - \$3 million. This level of reserve is necessary for cash-flow purposes and for administering the required nonresident student refunds.

Academic Scholars Program Trust Fund Since FY1991

	July 1 Beginning Balance	Income (Appropriations & Earnings)	Expenditures (Scholarships)	June 30 Ending Balance
FY1991 actual	639,813	5,832,502	(2,496,831)	3,975,484
FY1992 actual	3,975,484	5,905,075	(3,961,605)	5,918,954
FY1993 actual	5,918,954	7,065,282	(4,448,775)	8,535,461
FY1994 actual	8,535,461	7,186,466	(5,667,975)	10,053,952
FY1995 actual	10,053,952	7,528,142	(6,196,481)	11,385,613
FY1996 actual	11,385,613	7,580,924	(6,633,100)	12,333,437
FY1997 actual	12,333,437	7,587,304	(7,054,025)	12,866,716
FY1998 actual	12,866,716	8,807,708	(8,206,589)	13,467,835
FY1999 actual	13,467,835	7,810,845	(8,361,875)	12,916,805
FY2000 actual	12,916,804	7,315,802	(8,273,375)	11,959,231
FY2001 actual	11,959,231	7,452,255	(8,618,000)	10,793,486
FY2002 actual	10,793,486	7,751,371	(9,184,770)	9,360,087
FY2003 actual	9,360,087	8,247,898	(9,649,667)	7,958,318
FY2004 actual	7,958,318	7,583,656	(10,240,649)	5,301,325
FY2005 actual	5,301,325	7,533,668	(9,458,314)	3,376,679
FY2006 actual	3,376,679	8,191,816	(9,613,731)	1,954,764
FY2007 actual	1,954,764	8,962,854	(9,021,637)	1,895,981
FY2008 actual	1,895,981	8,984,007	(9,249,679)	1,630,309
FY2009 actual	1,622,745	8,503,721	(8,867,628)	1,258,838
FY2010 actual	1,258,838	8,865,141	(8,537,761)	1,586,218
FY2011 actual	1,586,218	10,002,768	(8,975,704)	2,613,282
FY2012 actual	2,613,282	9,022,125	(10,127,113)	1,508,294
FY2013 actual	1,508,294	8,477,690	(7,833,528)	2,152,456
FY2014 actual	2,152,456	8,499,824	(8,091,506)	2,560,774
FY2015 actual	2,560,774	8,423,491	(8,018,807)	2,965,458

The full Academic Scholars Program 2014-15 Year End Report is available upon request as a supplement.

Meeting of the
OKLAHOMA STATE REGENTS FOR HIGHER EDUCATION
December 3, 2015

AGENDA ITEM #28-b (2):

Annual Reports.

SUBJECT: 2014-2015 Oklahoma Higher Education Tuition Aid Grant Year End Report.

RECOMMENDATION:

This item is for information only.

BACKGROUND:

The 1971 Oklahoma Legislature enacted the Oklahoma Higher Education Tuition Aid Act authorizing the establishment of a need-based state tuition aid grant program. Congress amended the Federal Higher Education Act of 1965 to provide incentive grants to states to assist them in providing grants to students. However, those federal matching funds were discontinued in 2011-2012. The program awards grants up to \$1,000 per academic year for attendance at public institutions and \$1,300 per year at private non-profit institutions. The maximum award for students attending public institutions has been \$1,000 since 1982.

POLICY ISSUES:

This report reflects end-of-year data for awards provided to eligible students consistent with State Regents' policy.

ANALYSIS:

The 2014-2015 end of year report reflects information regarding the disbursement of OTAG awards to 22,476 individual students totaling \$19,464,466.

All funds expended for the 2014-2015 Oklahoma Tuition Aid Grant Program came from state appropriations.

Following are a few highlights for the 2014-2015 report year:

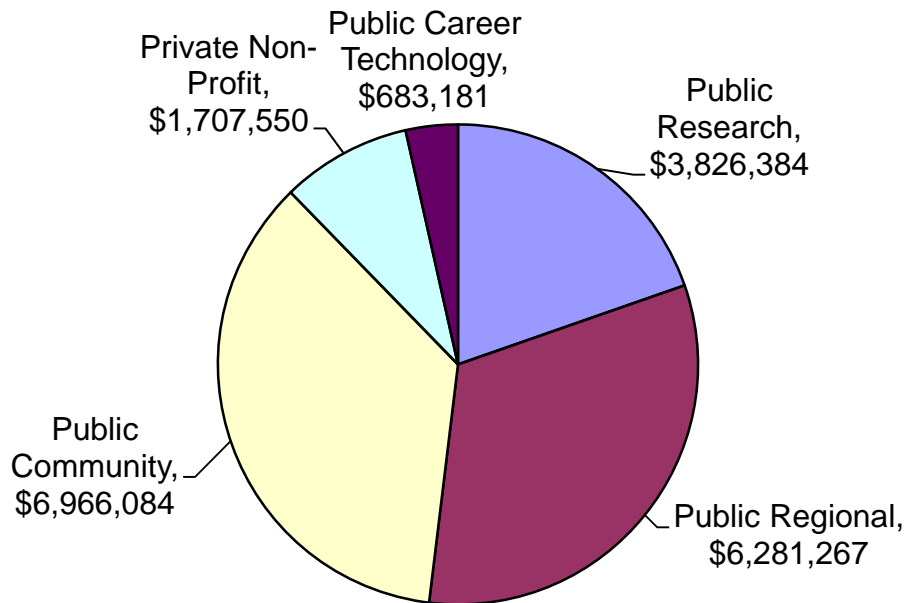
- Funds expended for the 2014-2015 Oklahoma Tuition Aid Grant Program came from the following sources:

\$19,115,722	State Appropriated Funds
200,000	Additional funding from one-time grant allocation
<u>148,744</u>	Carryover and interest earned
\$19,464,466	Total

- Distribution of funds by type of institution:

Public Colleges and Universities	87.72%
Private Colleges and Universities	8.77%
Career-Technology Centers	3.51%

OTAG Dollars by Tier



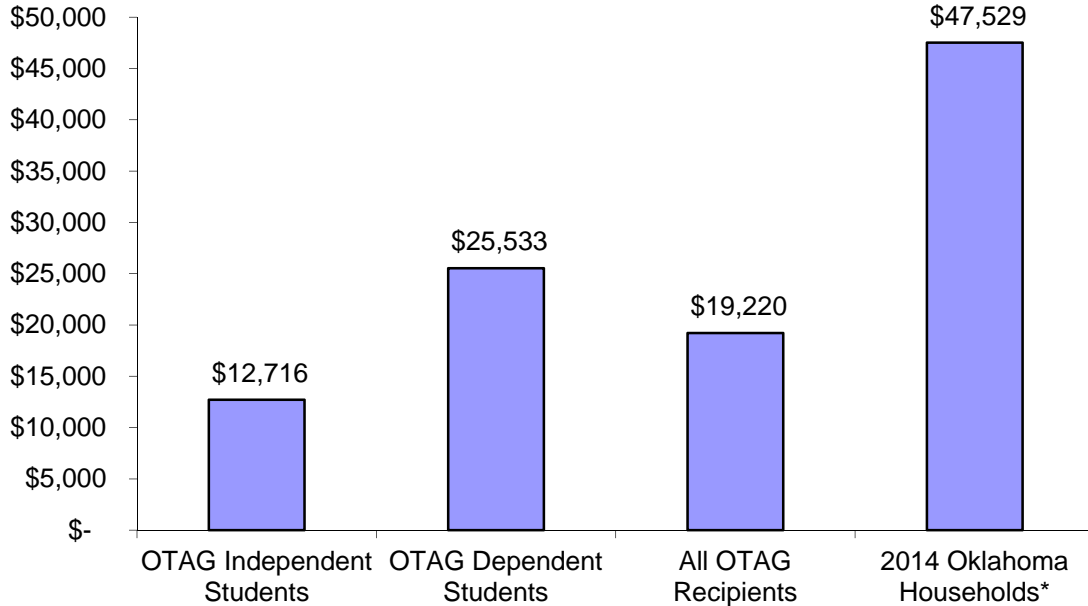
- The *average* household income of OTAG recipients was:

Independent Students	\$16,796
Dependent Students	\$24,649
All Students	\$20,442

Independent students include those students at least 24 years old and students under age 24 that are defined by federal standards as financially independent. Dependent students are students under age 24 that are defined by federal standards as financially dependent.

The following chart shows the *median* household income of OTAG recipients in 2014-2015.

Median Income of 2014-2015 OTAG Recipients

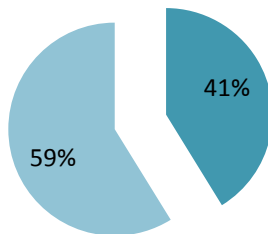


*Data for Oklahoma Households from U.S. Census Bureau, 2014 American Community Survey.

- Of students receiving an award, 59 percent were “traditional” students under age 24 and 41 percent were “non-traditional” students age 24 and older.

Distribution of OTAG Awards Traditional vs. Non-Traditional

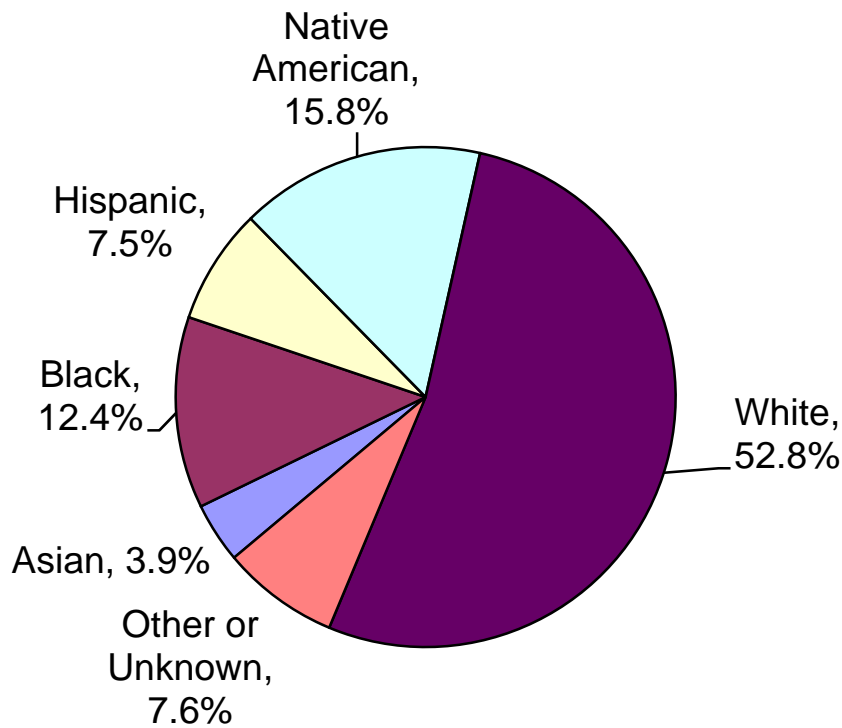
■ Adult Students (24 and Over) ■ Traditional Students (Under Age 24)



Of the 2014-2015 award recipients for whom institutions provided data to the OSRHE Unitized Data System, the following information is provided:

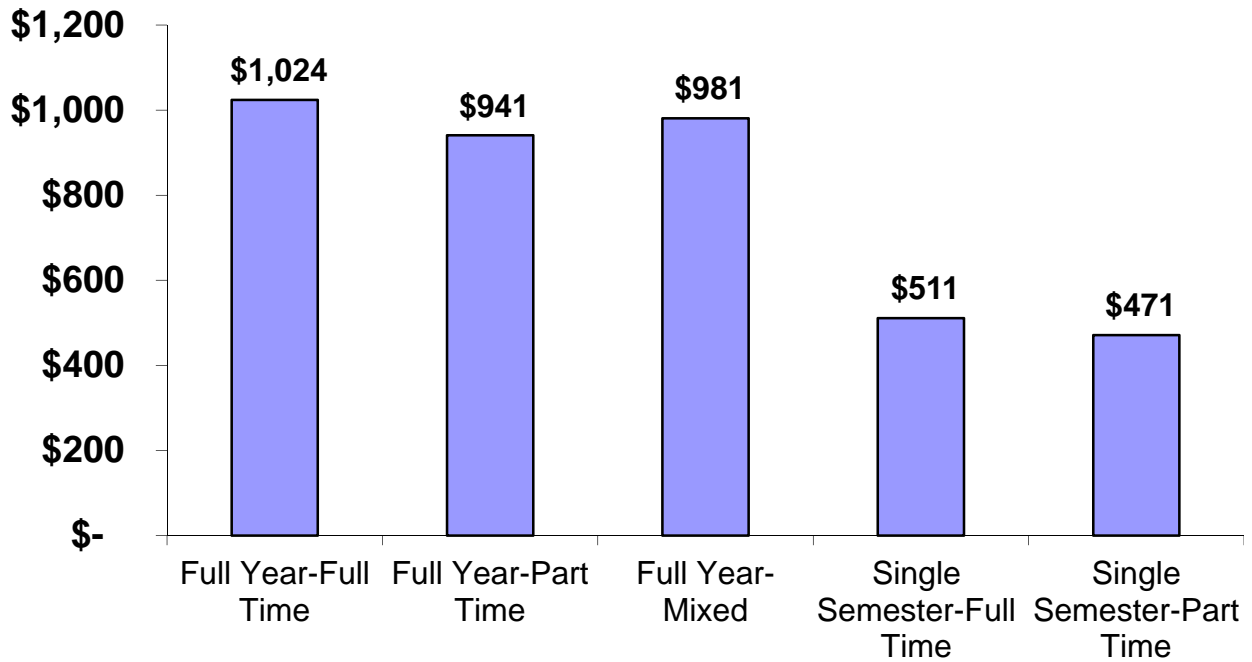
- Approximately 72 percent of award recipients were lower classmen (freshmen and sophomores), and approximately 28 percent were upper classmen (juniors and seniors).
- Female students received 67 percent of the awards and male students received 33 percent.
- The distribution of awards by race was:

Distribution of OTAG Awards by Race

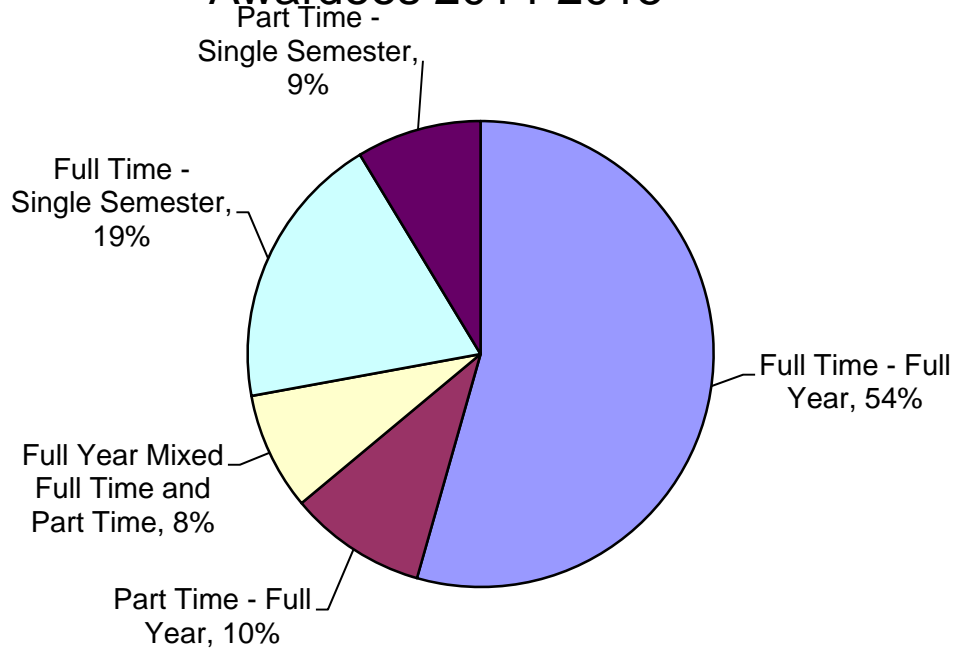


- **Undocumented Immigrant Students**
2014-2015 was the tenth year in which OTAG funds were available to undocumented immigrant students in accordance with Senate Bill 596 enacted by the 2003 Oklahoma Legislature. Twenty-three hundred dollars were disbursed to two undocumented students in 2014-2015. This amount is included in the total disbursed. This compares with none disbursed to undocumented students in 2013-2014. The enactment of House Bill 1804 in the 2007 legislative session brought stricter eligibility requirements for undocumented students, and the volume of applicants and awards declined considerably beginning in 2009-2010.

Average OTAG Awards by Enrollment Status



Enrollment Status Distribution of OTAG Awardees 2014-2015



Oklahoma State Regents for Higher Education				
Oklahoma Tuition Aid Grant Program				
Two-Year Comparison of Awards				
2013-2014 and 2014-2015				
Institution	2013-2014	2013-2014	2014-2015	2014-2015
	Final # of Awards	Final \$ Paid	Final # of Awards	Final \$ Paid
Research Universities				
Oklahoma State University	2181	\$ 1,891,436	2272	\$ 2,046,884
University of Oklahoma	2007	\$ 1,730,000	1878	\$ 1,701,000
University of Oklahoma Health Sciences Center	88	\$ 80,000	83	\$ 78,500
Total Research Universities	4,276	3,701,436	4233	\$ 3,826,384
Regional Universities				
Cameron University	988	\$ 816,000	842	\$ 737,000
East Central University	636	\$ 520,601	640	\$ 528,633
Langston University	378	\$ 339,500	294	\$ 263,000
Northeastern State University	1,625	\$ 1,368,205	1441	\$ 1,226,816
Northwestern Oklahoma State University	224	\$ 178,122	193	\$ 161,830
Oklahoma Panhandle State University	99	\$ 82,000	62	\$ 51,000
Rogers State University	808	\$ 653,508	740	\$ 616,036
Southeastern Oklahoma State University	550	\$ 455,000	616	\$ 512,500
Southwestern Oklahoma State University	594	\$ 502,654	572	\$ 500,195
University of Central Oklahoma	1,969	\$ 1,633,954	1775	\$ 1,543,000
University of Science & Arts of Oklahoma	192	\$ 159,656	166	\$ 141,257
Total Regional Universities	8,063	6,709,200	7341	\$ 6,281,267
Community Colleges				
Carl Albert State College	481	\$ 369,724	416	\$ 327,153
Connors State College	479	\$ 364,320	452	\$ 354,425
Eastern Oklahoma State College	349	\$ 287,000	300	\$ 239,000
Murray State College	429	\$ 352,500	433	\$ 350,104
Northeastern Oklahoma A&M College	411	\$ 330,778	391	\$ 329,803
Northern Oklahoma College	657	\$ 500,019	534	\$ 409,840
Oklahoma City Community College	1,207	\$ 878,388	1318	\$ 999,391
Oklahoma State University, Oklahoma City	910	\$ 727,227	723	\$ 548,749
OSU Institute of Technology, Okmulgee	529	\$ 438,000	566	\$ 485,000
Redlands Community College	197	\$ 144,254	164	\$ 131,824
Rose State College	637	\$ 505,344	747	\$ 580,725
Seminole State College	304	\$ 242,296	289	\$ 251,318
Tulsa Community College	2409	\$ 1,841,976	2355	\$ 1,868,952
Western Oklahoma State College	127	\$ 96,550	120	\$ 89,800
Total Community Colleges	9,126	\$ 7,078,376	8808	\$ 6,966,084

Independent Institutions				
Bacone College	78	\$ 89,700	109	\$ 120,900
Family of Faith College	2	\$ 2,600	2	\$ 2,600
Hillsdale Freewill Baptist College	33	\$ 34,450	21	\$ 22,100
Mid-America Christian University	237	\$ 257,400	207	\$ 204,750
Oklahoma Baptist University	240	\$ 278,200	249	\$ 289,900
Oklahoma Christian University	81	\$ 94,250	107	\$ 119,600
Oklahoma City University	78	\$ 92,300	77	\$ 89,050
Oklahoma Wesleyan University	131	\$ 146,250	124	\$ 148,850
Oral Roberts University	161	\$ 190,450	157	\$ 183,950
St. Gregory's University	71	\$ 86,450	59	\$ 65,000
Southern Nazarene University	159	\$ 169,650	161	\$ 161,850
Southwestern Christian University	67	\$ 81,900	94	\$ 99,450
The University of Tulsa	160	\$ 183,330	169	\$ 199,550
				\$ -
Total Independent Institutions	1,498	1,706,930	1536	\$ 1,707,550
Career Technology Centers				
Autry Technology Center	28	\$ 17,997	22	\$ 14,400
Caddo Kiowa Technology Center	34	\$ 25,500	43	\$ 28,000
Canadian Valley Technology Center	63	\$ 46,774	17	\$ 11,273
Central Oklahoma Technology Center	40	\$ 25,046	31	\$ 23,032
Chisholm Trail Technology Center	9	\$ 5,212	11	\$ 7,812
Eastern Oklahoma County Technology Center	5	\$ 3,500	0	\$ -
Francis Tuttle Technology Center	67	\$ 39,673	91	\$ 55,035
Gordon Cooper Technology Center	52	\$ 31,680	47	\$ 34,572
Great Plains Technology Center	40	\$ 28,000	29	\$ 22,885
Green Country Technology Center			8	\$ 4,000
High Plains Technology Center	7	\$ 4,188	3	\$ 2,095
Indian Capital Technology Center	111	\$ 82,560	102	\$ 76,465
Kiamichi Technology Center	134	\$ 62,877	137	\$ 77,001
Meridian Technology Center	42	\$ 29,936	31	\$ 22,055
Metro Technology Center	78	\$ 53,526	61	\$ 41,368
Mid-America Technology Center	20	\$ 8,518	8	\$ 3,222
Mid-Del Technology Center	0	\$ -	9	\$ 6,545
Moore Norman Technology Center	39	\$ 29,972	47	\$ 35,000
Northeast Technology Center	38	\$ 25,600	49	\$ 34,764
Northwest Technology Center	4	\$ 2,174	6	\$ 3,516
Pioneer Technology Center	30	\$ 20,432	15	\$ 10,500
Pontotoc Technology Center	19	\$ 12,500	10	\$ 8,476
Red River Technology Center	11	\$ 8,679	18	\$ 13,965
Southern Oklahoma Technology Center	34	\$ 19,808	26	\$ 16,994
Southwest Technology Center	3	\$ 1,500	11	\$ 7,500
Tri-County Technology Center	33	\$ 19,932	0	\$ -
Tulsa Technology Center	144	\$ 109,000	122	\$ 91,000
Wes Watkins Technology Center	25	\$ 13,910	19	\$ 14,865
Western Oklahoma Technology Center	21	\$ 11,205	22	\$ 16,841
Total Career Technology Centers	1,131	739,699	995	\$ 683,181
Grand Total of All Institutions	24,094	\$ 19,935,641	22,913	\$ 19,464,466

Notes:

In 2013-14 the award cutoff is FAFSA receipt dates through 3/20/2013 and 1700 EFC.

Spring awards were allowed through 4/7/2013.

In 2014-2015 the award cutoff is FAFSA receipt dates through 3/31/2014 and 1700 EFC.

Spring awards are allowed through 4/5/2014.

Meeting of the
OKLAHOMA STATE REGENTS FOR HIGHER EDUCATION
December 3, 2015

AGENDA ITEM #28-b (3):

Annual Reports.

SUBJECT: 2014-2015 Oklahoma Tuition Equalization Grant Year End Report.

RECOMMENDATION:

This item is for information only.

BACKGROUND:

In 2003, the Oklahoma Legislature enacted the Oklahoma Tuition Equalization Grant (OTEG) Act to provide grants to Oklahoma residents attending not-for-profit, independent institutions in Oklahoma. At that time, institutional eligibility was limited to institutions that were accredited by the Higher Learning Commission of the North Central Association of Colleges and Schools. A statutory amendment enacted in the 2008 Oklahoma legislative session expanded the accreditation requirements to include institutions accredited by any national accrediting body recognized by the United States Department of Education. Recipients must have family incomes of no more than \$50,000. Grants of \$2,000 per academic year (\$1,000 per semester) can be awarded to students for up to five consecutive years of full-time undergraduate study. Funding was provided for the program to award students beginning in 2004-2005.

POLICY ISSUES:

This report reflects 2014-2015 end-of-year data for awards provided to eligible students consistent with State Regents' policy.

ANALYSIS:

The 2014-2015 end-of-year report reflects information regarding the allocation of OTEG funds to institutions and the disbursement of funds to students. The amount allocated to each institution was based on the institution's actual percentage of the total program awards for the prior year. A total of \$3,664,000 was allocated to the institutions, and \$3,601,000 was disbursed to 2,129 eligible students. A summary of the distribution of funds and awards at each institution is included in this report.

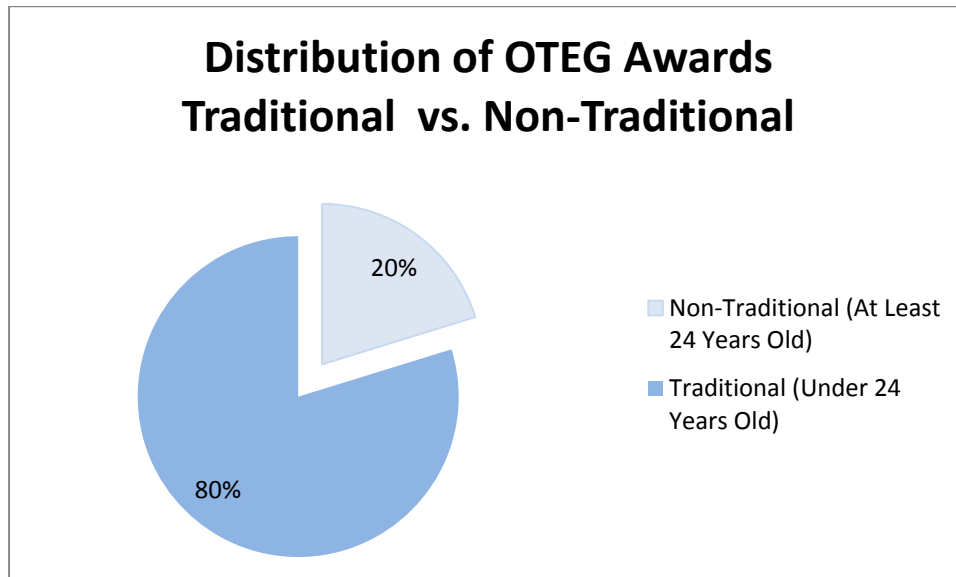
Following is a summary of the disposition of 2014-2015 OTEG funds:

FY14 State Appropriation	\$3,406,848
Additional One-Time Allocation	200,000
Carryover	<u>58,000</u>
Total Funds Available for Awards	\$3,664,848
Funds Allocated to Institutions	\$3,664,000
Funds Expended by Institutions	<u>-\$3,601,000</u>
Unexpended funds	\$63,000

The \$63,000 in unexpended funds was carried forward for awards in the 2015-2016 award year.

Highlights for the 2014-2015 report year include:

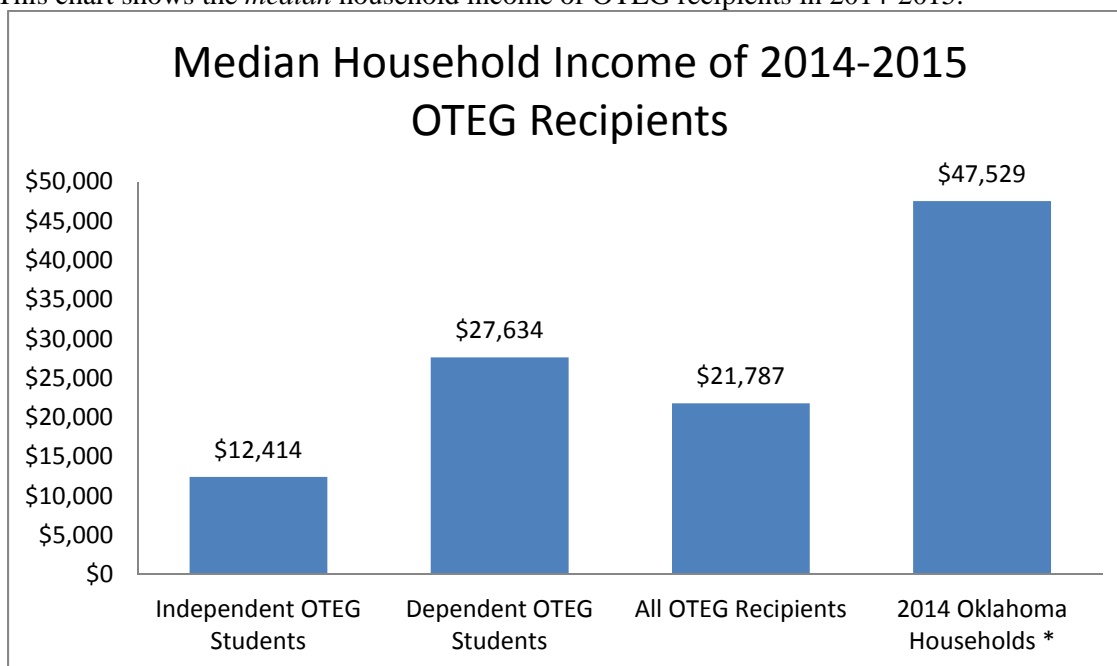
- Independent students (generally adult students over age 24 and those under 24 that are defined by federal standards as financially independent) received 39 percent of the awards; dependent students (generally students under 24 that are defined by federal standards as financially dependent on parents) received 61 percent.
- Non-traditional students (age 24 and older) received 20 percent of the awards. Traditional students (under age 24) received 80 percent of the awards. This is based strictly on age without reference to dependent/independent status.



- The *average* household income of OTEG recipients was:

Independent Students	15,711
Dependent Students	25,817
All Students	21,863

- This chart shows the *median* household income of OTEG recipients in 2014-2015.



*Data for Oklahoma Households from U.S. Census Bureau, 2014 American Community Survey.

- Institutions were directed to award their allocation of OTEG funds to qualified students who had the highest unmet financial need in meeting their cost of attendance after all other financial aid resources were considered. The average unmet financial need of recipients in 2014-2015 was:

Independent Students	14,041
Dependent Students	14,774
All Students	14,487

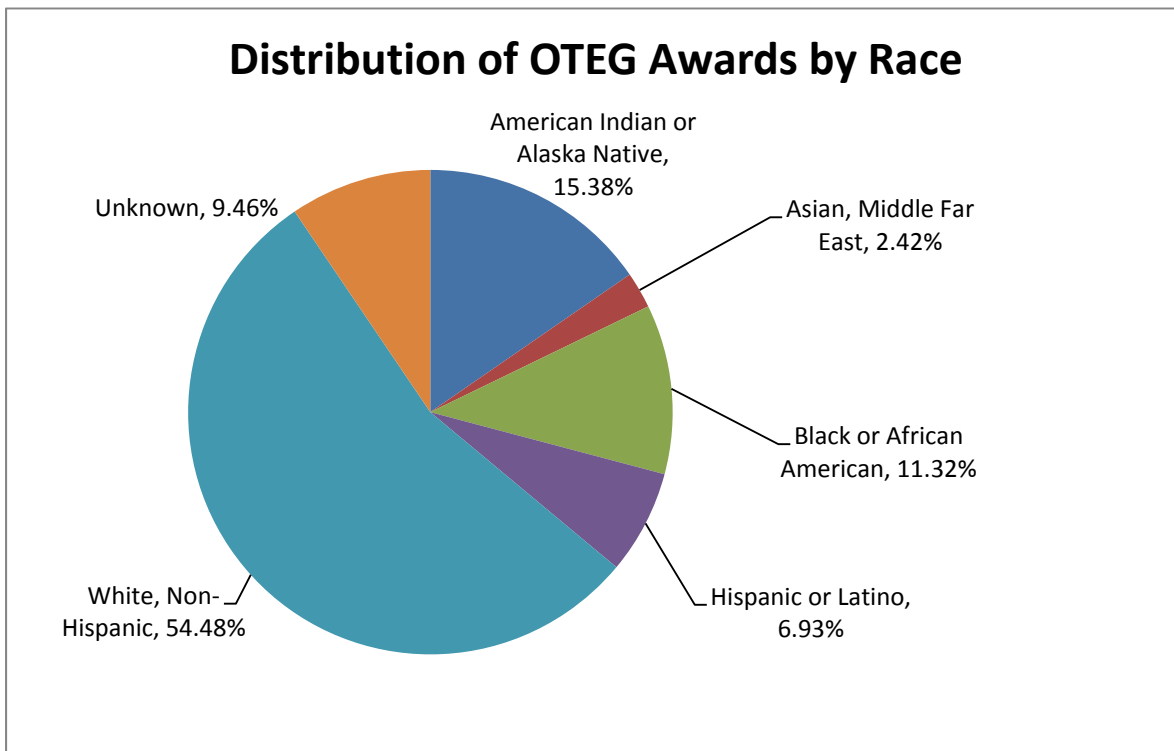
- Approximately 57 percent of the award recipients were lower classmen (freshmen and sophomores), and approximately 43 percent were upper classmen (juniors and seniors).
- Female students received 54 percent of the awards, and male students received 46 percent.
- The average cumulative GPA for all 2014-2015 recipients was 2.83.

- The State Regents' Unitized Data System contains records on the status of 11,183 individual students that have received the OTEG award since the program's inception in 2004-2005.* These students showed the following statuses.

Bachelors degree (or above) received by 2014-2015		3,707	33%
Enrolled 2014-2015	Associates degree received	355	3%
	No degree	2,266	20%
Not enrolled 2014-2015	Associates degree received	592	6%
	No degree	4,263	38%
		11,183	100%

* As of the date of the creation of this report (October 12, 2015), degree submission records for the 2014-2015 academic year are incomplete for eight schools (St. Gregory's University, Southwestern Christian University, Mid-America Christian University, The University of Tulsa, Oklahoma Wesleyan University, Southern Nazarene University, Oral Roberts University and Family of Faith College). Two hundred thirteen total students did not appear in the State Regents' Unitized Data System.

- Thirty-one percent of the 2014-2015 recipients received the award during a previous academic year. Because initial recipients of the award are not required to be entering freshmen and recipients must meet eligibility criteria each year to receive the award, persistence rates are difficult to determine; however approximately 82 percent of the first time recipients prior to 2014-2015 have returned to an OSRHE reporting institution during a later academic year.
- The distribution of awards by race was:



2014-2015 End of Year Report

Institution	Initial Allocation to Institutions ¹	Reallocated Funds Received ²	Total Funds Disbursed	Number of Recipients	Total Disbursed Over/(Under) Initial Allocation ³
Bacone College	\$364,000	\$0	\$317,000	193	(\$47,000)
Family of Faith College	\$14,000	\$0	\$ 11,000	6	(\$3,000)
Hillsdale Free Will Baptist College	\$96,000	\$0	78,000	50	(\$18,000)
Mid America Christian University	\$150,000	\$0	\$150,000	85	\$0
Oklahoma Baptist University	\$624,000	\$1,000	\$625,000	339	\$1,000
Oklahoma Christian University	\$210,000	\$17,000	\$227,000	143	\$17,000
Oklahoma City University	\$324,000	\$0	\$288,000	159	(\$36,000)
Oklahoma Wesleyan University	\$104,000	\$27,000	\$ 131,000	81	\$27,000
Oral Roberts University	\$452,000	\$9,000	\$461,000	264	\$9,000
St. Gregory's University	\$160,000	\$6,000	\$166,000	98	\$6,000
Southern Nazarene University	\$558,000	\$0	\$533,000	360	(\$25,000)
Southwestern Christian University	\$102,000	\$0	\$102,000	61	\$0
The University of Tulsa	\$ 506,000	\$6,000	\$512,000	292	6,000
Totals	\$3,664,000	\$66,000	\$3,601,000	2,131⁴	(\$63,000)

Notes:

¹ \$3,664,848 was provided for the OTEG program in 2014-2015. \$3,664,000 was allocated to institutions for awards to students. This amount included a one-time allocation of \$200,000 and \$58,000 in interest and carryover funds.

² Five institutions did not award all of its allocated funds to eligible students. Six institutions reported they could award additional students, and \$66,000 was reallocated to those six institutions.

³ \$63,000 remained unexpended at the end of the year. This amount was carried forward for 2015-2016 awards.

⁴ Two students were disbursed at different institutions during the academic year. The unduplicated count of students is 2,129.

Meeting of the
OKLAHOMA STATE REGENTS FOR HIGHER EDUCATION
December 3, 2015

AGENDA ITEM #28-b (4):

Annual Reports.

SUBJECT: 2014-15 Regional University Baccalaureate Scholarship Year End Report.

RECOMMENDATION:

This is an information item only.

BACKGROUND:

The State Regents allocated \$986,068 from appropriations made by the 2014 Oklahoma Legislature for the 2014-15 Regional University Baccalaureate Scholarship. The scholarship provides academically promising students awards of \$3,000 per year to assist with tuition, fees, room and board, and required textbooks or materials for up to four years of undergraduate study at the eleven regional universities in the Oklahoma State System of Higher Education. In addition, the institutions provide awardees with a tuition waiver scholarship. Participants in the program must be residents of Oklahoma.

POLICY ISSUES:

The program is intended to enhance the academic quality of the state's public regional universities by attracting high performing students. To be eligible, students must achieve either a composite score of 30 on the ACT or be designated as a National Merit Semifinalist or National Merit Commended Student by the National Merit Scholarship Corporation. Each regional university is currently authorized to award a maximum of 15 freshmen awards each year. To retain the scholarship in college, students must remain enrolled full-time and maintain a 3.25 cumulative GPA.

ANALYSIS:

Program Participation Levels

As shown in the table below, in 2014-15 a total of 318 recipients received awards with a total cost of \$918,750. This compares to 314 total recipients and a cost of \$920,250 in 2013-14.

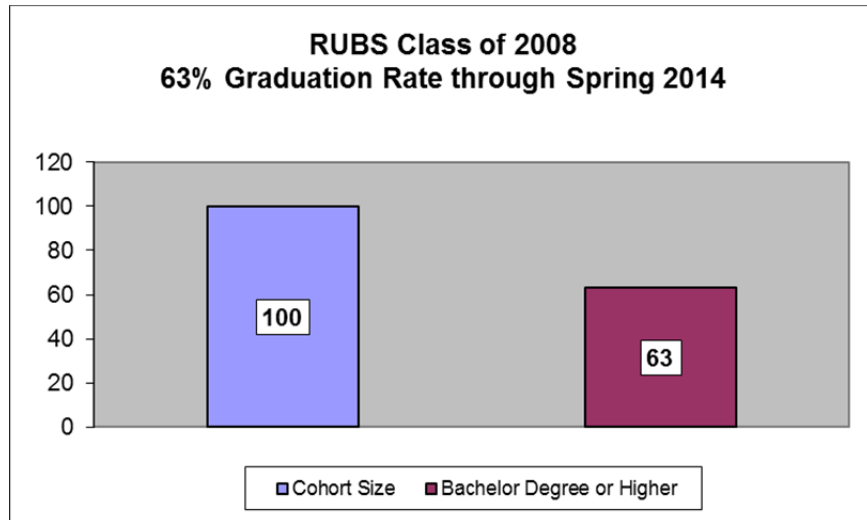
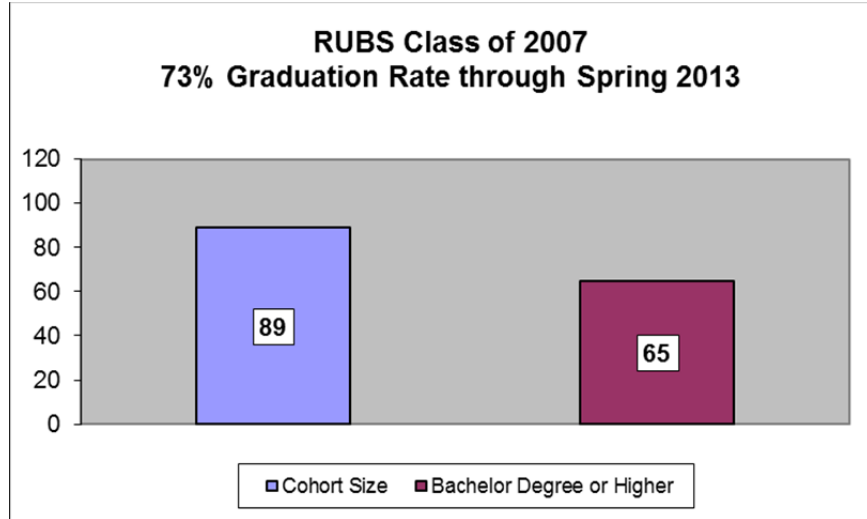
Over 80% of the program's participants attended one of six institutions— Southwestern Oklahoma State University (16%), Northeastern State University (16%), University of Central Oklahoma (15%), East Central University (15%), Rogers State University (11%) or University of Science & Arts of Oklahoma (9%).

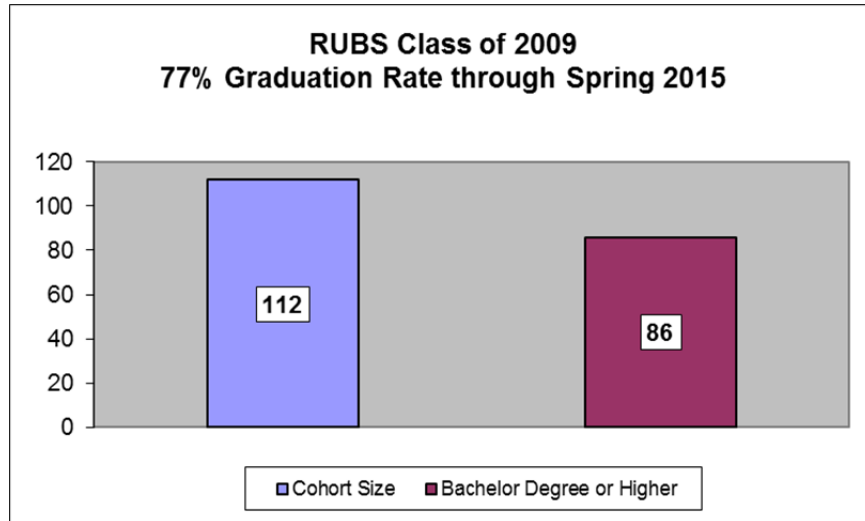
**Oklahoma State Regents for Higher Education
Regional University Baccalaureate Scholarship
2014-15 Year End Report**

	Students	2014-15 Awards
University of Central Oklahoma	48	\$138,000
East Central University	47	\$140,250
Northeastern State University	50	\$142,500
Northwestern Oklahoma State University	13	\$37,500
Rogers State University	34	\$96,750
Southeastern Oklahoma State University	19	\$54,750
Southwestern Oklahoma State University	50	\$148,500
Cameron University	26	\$70,500
Langston University	1	\$3,000
Oklahoma Panhandle State University	2	\$6,000
University of Science and Arts of Oklahoma	28	\$81,000
TOTAL	318	\$918,750

Completion Rates

For the 301 participants entering into the program between 2007-2009, 71% (214) earned at least a baccalaureate degree within 6 years.





Funding and Expenditure History

The following table shows a history of appropriations and expenditures for the program in recent years. Deficits in FY2007 to FY2010 were funded from program carryover funds and internal agency transfers from other programs.

**Regional University Baccalaureate Scholarship
History of Appropriations & Expenditures**

	Appropriation	Expenditures	Difference
2003-2004	\$800,229	\$730,500	\$69,729
2004-2005*	\$800,229	\$725,250	\$74,979
2005-2006	\$800,229	\$780,000	\$20,229
2006-2007	\$800,229	\$828,000	(\$27,771)
2007-2008	\$800,229	\$844,500	(\$44,271)
2008-2009	\$800,229	\$900,000	(\$99,771)
2009-2010	\$800,229	\$919,500	(\$119,271)
2010-2011	\$1,035,823	\$947,250	\$88,573
2011-2012	\$986,069	\$938,250	\$47,819
2012-2013	\$986,068	\$977,250	\$8,818
2013-2014	\$986,068	\$920,250	\$65,818
2014-2015	\$986,068	\$918,750	\$67,318

* In FY2005, an amount of \$188,329 was also transferred out of the program's carryover funds for other purposes.

Total Regional University Baccalaureate Scholars, 2005-2014

	2005	2006	2007	2008	2009	2010	2011	2012	2013	2014
University of Central Oklahoma	47	51	48	52	54	53	44	47	44	48
East Central University	32	33	38	38	41	40	39	43	40	47
Northeastern State University	44	48	47	47	46	52	49	52	47	50
Northwestern Oklahoma State University	10	9	7	8	13	15	13	14	18	13
Southeastern Oklahoma State University	21	20	17	20	16	21	22	23	20	19
Southwestern Oklahoma State University	52	55	58	58	52	47	49	51	50	50
Cameron University	20	22	21	21	31	30	27	33	22	26
Langston University	0	0	0	0	0	0	0	1	1	1
Rogers State University	12	15	15	21	18	20	21	32	35	34
Oklahoma Panhandle State University	2	2	2	2	1	1	1	1	3	2
University of Science and Arts of Oklahoma	24	27	32	36	40	44	46	38	34	28
TOTAL	264	282	285	303	312	323	311	335	314	318

Meeting of the
OKLAHOMA STATE REGENTS FOR HIGHER EDUCATION
December 3, 2015

AGENDA ITEM #28-b (5):

Annual Reports.

SUBJECT: Preparing for College Mass Mailing.

RECOMMENDATION:

This item is for information only.

BACKGROUND:

In 1997, the Citizens' Commission on the Future of Oklahoma Higher Education recommended that the State Regents expand efforts to explain the services Oklahoma higher education offers to Oklahoma and Oklahomans and the benefits the state and its citizens receive from those services.

Additionally, in January 1999 the Oklahoma State Regents for Higher Education announced an aggressive plan to increase the proportion of Oklahomans holding a bachelor's degree from 20 to 28 percent by 2010 and the proportion of associate degree holders from 5 to 10 percent. Called Brain Gain, the plan was designed to move Oklahoma from the bottom to the top one-third of all states for its educational and economic performance. The State Regents are seeking to add more college degree holders to the state's population by focusing on three areas – increasing the proportion of Oklahomans who earn a college degree, keeping more Oklahoma graduates in the state and attracting college degree holders from outside the state.

Most recently, the State Regents identified degree completion as their top priority with the September 2011 launch of Complete College America (CCA). Oklahoma has been named the national model for CCA, with a plan focused on promoting college readiness, transforming remediation, strengthening pathways to certificates and degrees, expanding adult degree completion efforts, and rewarding performance and completion. Oklahoma's CCA goal is to increase the number of degrees and certificates earned each year in our state by 67 percent by 2023.

For the 23rd consecutive year, the State Regents, in a joint effort with the Oklahoma College Assistance Program (OCAP), undertook a mass mailing of publications designed to help 8th-12th grade students better prepare for college. The materials include information that has been specifically requested by 8th-12th grade counselors.

POLICY ISSUES:

This initiative is consistent with recommendations made by the Citizens' Commission on the Future of Oklahoma Higher Education in October 1997 to better publicize higher education services and benefits, and supports the strategic goals set forth in the State Regents' CCA degree completion initiative.

ANALYSIS:

The 2015 mailing was outsourced to Mpower, a sheltered workshop located in Stillwater.

The following publications were distributed to head counselors at Oklahoma junior high and high schools in October 2015.

8th- Through 10th-Grade Students... What's Your Plan for College? Oklahoma's Official Guide to Preparing for College

High School Juniors and Seniors... What's Your Plan for College? Oklahoma's Official Guide to Preparing for College

Approximately 241,000 brochures about preparing for college were distributed to head counselors at Oklahoma public schools for distribution to each 8th-12th grade student in their schools. In addition, brochures were sent to counselors at private schools accredited by the State Department of Education or Oklahoma Private School Accreditation Commission-recognized accrediting associations. This is the 13th year that separate, grade-specific brochures were produced. Nearly 147,000 brochures focusing on early academic and financial planning for college were distributed to 8th-10th grades, and nearly 94,000 brochures focusing on academic requirements and financial aid were sent to 11th-12th grades. The brochures were also sent statewide to home school organizations, libraries, educational organizations such as TRIO, Job Corps locations, and tribal and faith-based organizations. Online versions of both brochures are also available on the State Regents' and OCAP websites.

The brochures are designed to inform students about the courses they must take in high school to be admitted to an Oklahoma state college or university. They also detail admission standards, placement scores and financial aid information. In addition, they encourage students to call the State Regents' toll-free Student Information hotline or visit the OKcollegestart.org website for additional information. The brochures also feature a map of Oklahoma public colleges and universities with phone numbers and website addresses, as well as estimated college costs, salary expectation comparisons for various jobs, financial planning information and tips for choosing the right college.

Counselors' Resource Book: Oklahoma's Colleges and Universities

Counselors were also provided a link to a digital version of the Counselors' Resource Book, which profiles each Oklahoma college and university. For the first time, the resource book is available exclusively on the State Regents' website. The publication is formatted so that counselors can print and three-hole punch the document for placement in a binder, so the information can be easily duplicated. Students, parents and others are also able to access the publication on the State Regents' website.

The resource book provides a profile of each college and university in Oklahoma and includes information on preparing for college, concurrent enrollment, transfer, college costs and financial aid. In addition, it publicizes the State Regents' toll-free Student Information hotline and the OKcollegestart.org website. The resource book is produced in coordination with the Communicators Council. This is the 20th year the resource book has been produced.

Meeting of the
OKLAHOMA STATE REGENTS FOR HIGHER EDUCATION
December 3, 2015

AGENDA ITEM #28-b (6):

Tuition.

SUBJECT: Acceptance of the FY2016 Tuition Impact Analysis Report for submission to the Governor, President Pro Tempore and the Speaker of the House as required by statute.

RECOMMENDATION:

It is recommended that the State Regents accept the annual Tuition Impact Analysis Report for submission to the Governor, and the legislature.

BACKGROUND:

Oklahoma Statutes (Title 70, Section 3218.2) recognize the authority of the State Regents to prescribe and coordinate student fees and tuition at institutions in The State System and requires the annual reporting of tuition and fees approved for the current academic year to the Governor, the President Pro Tempore of the Senate, the Speaker of the House of Representatives, and the minority floor leaders and education chairs of both houses of the Oklahoma Legislature prior to January 1 each year.

POLICY ISSUES:

This report is consistent with the State Regents' policy.

ANALYSIS:

The *FY16 Tuition Impact Analysis Report* documents institutions' considerations in setting tuition and fees. Included in their consideration is the impact on students' ability to pay, the impact on enrollment, the availability of financial aid, the implementation of cost-effective measures, and institutions' communication with students. Additional information documents the portion of costs students pay, State Regents' initiatives, and the national perspective. Attachments are included documenting public hearings, legislative peer limits, and detailed listings of the tuition and fee rates. Following are observations from the report:

- All tuition and mandatory fees are within the legislatively prescribed limits.
- Institutions have seen average increases in undergraduate resident tuition and mandatory fees for FY16 of 4.7 percent at Research Universities, 4.9 percent at Regional Universities and 4.7 percent at the two-year Community Colleges.
- The average national published rate for FY16 tuition and mandatory fees is \$9,410 annually for undergraduate resident students attending a four-year institution and \$3,768 annually for those attending a two-year institution. Oklahoma's average rates are \$6,227 annually and \$3,620 annually respectively.

- Enrollments have shown slight decreases for the fall 2015 term with preliminary figures showing enrollment of 205,120 headcount, a decrease of 0.7 percent from the fall 2014 semester. Research universities have shown an enrollment increase of 331 headcount, an increase of 0.6 percent from 2014-15.
- Financial aid is readily available and institutions are committed to assisting eligible students to discover all sources of financial aid available to meet the costs associated with pursuing a college degree.
- Institutions continuously monitor administrative and programmatic costs in order to maximize their operational budgets and are implementing energy conservation programs to reduce utility costs and the impact on the environment and increase sustainability.
- Institutions presented information to students in a variety of ways and on a continuing basis. Students overall were supportive of reasonable increases for the purposes of improved and/or expanded student services, uncompromised quality of instruction, and recruitment and retention of quality faculty and staff.
- The investment in higher education has a significant return on investment for the individual and society as a whole, including higher lifetime earnings, increased level of civic participation, and an increase in contributions to tax revenues, among other things.

It is recommended that the State Regents approve the *FY16 Tuition Impact Analysis Report* and authorize its distribution to the Governor and legislative leaders.

(Supplement)

OKLAHOMA STATE REGENTS FOR HIGHER EDUCATION
655 Research Parkway, Oklahoma City

MINUTES

Seven Hundred Sixty-Ninth Meeting



October 22, 2015

OKLAHOMA STATE REGENTS FOR HIGHER EDUCATION
655 Research Parkway, Oklahoma City, Oklahoma

Minutes of the Seven Hundred Sixty- Ninth Meeting
October 22, 2015

CONTENTS

	Page
Announcement of filing of meeting and posting of the agenda	19492
Call to order.....	19492
Minutes of the previous meeting	19492
Report of the Chairman	19492
Report of the Chancellor	19492
New Programs	19493
Program Deletions.....	19494
Policy.....	19494
Oklahoma’s Promise	19494
Endowment	19494
Policy.....	19495
Contracts and Purchases.....	19495
Investments	19495
College Student Developmental Education/Remediation Report	19495
Preliminary Enrollment Report	19496
Commendations.....	19496
Executive Session.....	19496
Consent Docket	19496
Reports	19497
Report of the Committees	19497
New Business	19497
Announcement of next regular meeting	19497
Adjournment	19497

OKLAHOMA STATE REGENTS FOR HIGHER EDUCATION
Research Park, Oklahoma City

**Minutes of the Seven Hundred Sixty-Ninth Meeting
of the
Oklahoma State Regents for Higher Education
October 22, 2015**

1. **ANNOUNCEMENT OF FILING OF MEETING NOTICE AND POSTING OF THE AGENDA IN ACCORDANCE WITH THE OPEN MEETING ACT.** The Oklahoma State Regents for Higher Education held their regular meeting at 9:00 a.m. on Thursday, October 22, 2015, in the State Regents' Conference Room at the State Regents' offices in Oklahoma City, Oklahoma. Notice of the meeting had been filed with the Secretary of State on Friday, October 10, 2014. A copy of the agenda for the meeting had been posted in accordance with the Open Meeting Act.
2. **CALL TO ORDER.** Chairman Toney Stricklin called the meeting to order and presided. Present for the meeting were State Regents Ron White, Jody Parker, Ann Holloway, Ike Glass and John Massey. Regent Mike Turpen joined the meeting at 9:07 a.m. and Regent Jay Helm joined the meeting at 9:15 a.m.
3. **MINUTES OF THE PREVIOUS MEETINGS.** Regent Parker made a motion, seconded by Regent Massey, to approve the minutes of the State Regents' regular meeting on September 3, 2015. Voting for the motion were Regents Parker, Holloway, Glass, Turpen, Massey, Stricklin and White. Voting against the motion were none.
4. **REPORT OF THE CHAIRMAN.** Chairman Stricklin stated that although there most likely will be a revenue shortfall this fiscal year, it is important to keep the students at the heart of everything. He stated that he is looking forward to the coming year.
5. **REPORT OF THE CHANCELLOR.** Chancellor Glen Johnson thanked Chairman Stricklin for his comments and reiterated that the priority of the State Regents and the agency is the students of

Oklahoma. Chancellor Johnson distributed an article from *The Oklahoman* focusing on Dr. Roger Webb's presentation on campus safety at the October Committee-of-the-Whole meeting on October 21, 2015. He also provided Regents with a summary of engagements that he attended on behalf of the State Regents. Chancellor Johnson also gave a brief update on the 2015 STEM Summit. He stated that it was very successful, sold out and had great presentations and topics. Chancellor Johnson finished by reviewing several events for this coming fall:

- Distinguished Service Award for Representative Justin Wood – October 29, 2015
- Distinguished Service Award for Representative Earl Sears – November 6, 2015
- Distinguished Service Award for Senator Jason Smalley – November 9, 2015
- Distinguished Service Award for Representative Mike Christian – November 10, 2015
- Fall Legislative Forum – November 12, 2015
- Legislative Tour at the University of Central Oklahoma – November 18, 2015

6. NEW PROGRAMS.

- a. Regent Massey made a motion, seconded by Regent Glass, to approve the request from Oklahoma State University to offer the Master of Science in Applied Statistics. Voting for the motion were Regents Holloway, Glass, Turpen, Massey, Stricklin, White, Helm and Parker. Voting against the motion were none.
- b. Regent Holloway made a motion, seconded by Regent Massey, to approve the request from Oklahoma Panhandle State University to offer the Certificate in Fire Protection, the Certificate in Emergency Medical Services, and the Certificate in Advanced Medical Technician. Voting for the motion were Regents Glass, Turpen, Massey, Stricklin, White, Helm, Parker and Holloway. Voting against the motion were none.
- c. Regent Turpen made a motion, seconded by Regent Glass, to approve the request from Northeastern State University to offer the Bachelor of Science in Legal Studies. Voting

for the motion were Regents Turpen, Massey, Stricklin, White, Helm, Parker, Holloway and Glass. Voting against the motion were none.

7. **PROGRAM DELETIONS.** Regent Holloway made a motion, seconded by Regent Massey, to approve the following request for program deletions:

a. **OKLAHOMA STATE UNIVERSITY** requested to delete the **BACHELOR OF ARTS IN RUSSIAN LANGUAGE AND LITERATURE.**

b. **SOUTHWESTERN OKLAHOMA STATE UNIVERSITY REQUESTED TO DELETE THE BACHELOR OF SOCIAL WORK IN SOCIAL WORK.**

Voting for the motion were Regents Massey, Stricklin, White, Helm, Parker, Holloway, Glass and Turpen. Voting against the motion were none.

8. **POLICY.**

a. **REGENT HOLLOWAY MADE A MOTION, SECONDED BY REGENT TURPEN TO APPROVE** revisions to the *Assessment* and *Remediation* policies. Voting for the motion were Regents Stricklin, White, Helm, Parker, Holloway, Glass, Turpen and Massey. Voting against the motion were none.

b. **REGENT HOLLOWAY MADE A MOTION, SECONDED BY REGENT TURPEN** to approve Tulsa Community College's request to use ASPIRE in place of the ACT PLAN as part of its EXCELerate Pilot Project. Voting for the motion were Regents White, Helm, Parker, Holloway, Glass, Turpen, Massey and Stricklin. Voting against the motion were none.

9. **OKLAHOMA'S PROMISE.** Regent Holloway made a motion, seconded by Regent Turpen, to approve Oklahoma's Promise's official funding estimate for FY2017. Voting for the motion were Regents Helm, Parker, Holloway, Glass, Turpen, Massey, Stricklin and White. Voting against the motion were none.

10. **ENDOWMENT.** Regent Helm made a motion, seconded by Regent Massey, to approve the June 2015 market values, distribution schedules and reports. Voting for the motion were Regents

Parker, Holloway, Glass, Turpen, Massey, Stricklin, White and Helm. Voting against the motion were none.

11. POLICY. REGENT HELM MADE A MOTION, SECONDED BY REGENT MASSEY TO APPROVE amendments to the Chapter 4 – *Budget and Fiscal Affairs Tuition and Fee* policy. Voting for the motion were Regents Holloway, Glass, Turpen, Massey, Stricklin, White, Helm and Parker. Voting against the motion were none.

12. CONTRACTS AND PURCHASES. Regent Helm made a motion, seconded by Regent Turpen, to approve the following purchases for amounts in excess of \$100,000:

- (1) Staplegun Design Incorporated in the amount of \$100,000 for the fiscal year 2016 Oklahoma’s Promise media campaign.
- (2) Chickasaw Telecom in the amount of \$162,000 for the purchase of Cisco optical equipment.
- (3) Vyve Broadband in the amount of \$126,550 for the purchase of Ethernet circuits.

This amount is a change order increase in the amount of \$41,550.

Voting for the motion were Regents Glass, Turpen, Massey, Stricklin, White, Helm, Parker and Holloway. Voting against the motion were none.

13. INVESTMENTS. Regent Parker made a motion, seconded by Regent Holloway, to approve four new investment managers and allocation of funds for the endowment trust fund. Voting for the motion were Regents Turpen, Massey, Stricklin, White, Helm, Parker, Holloway and Glass. Voting against the motion were none.

14. COLLEGE STUDENT DEVELOPMENTAL EDUCATION/REMEDICATION REPORT. Regent Massey made a motion, seconded by Regent Helm, to approve the 2013-2014 Annual Student Developmental Education Report. Voting for the motion were Regents Massey, Stricklin, White, Helm, Parker, Holloway, Glass and Turpen. Voting against the motion were

none.

15. **PRELIMINARY ENROLLMENT REPORT.** Regent Massey made a motion, seconded by Regent White, to approve the Fall 2015 Preliminary Enrollment Report. Voting for the motion were Regents Stricklin, White, Helm, Parker, Holloway, Glass, Turpen and Massey. Voting against the motion were none.
16. **COMMENDATIONS.** Regent Massey made a motion, seconded by Regent Holloway, to recognize State Regents' staff for their service and recognitions on state and national projects. Voting for the motion were Regents White, Helm, Parker, Holloway, Glass, Turpen, Massey and Stricklin. Voting against the motion were none.
17. **EXECUTIVE SESSION.** Mr. Robert Anthony, General Counsel for the Oklahoma State Regents for Higher Education, advised Regents that there was not a need to go into executive session.
18. **CONSENT DOCKET.** Regent Parker made a motion, seconded by Regent Helm, to approve the following consent docket items.
 - a. Programs. Program Modifications. Approval of institutional requests.
 - b. State Authorization Reciprocity Agreement (SARA). Ratification of institutional requests to participate in the SARA.
 - c. Academic Nomenclature. Ratification of institutional requests.
 - d. Agency Operations.
 - (1) Ratification of purchases over \$25,000.
 - (2) Deleted Item.
 - (3) Acceptance of Career Tech Carl Perkins Contract, 2015-2016.
 - e. Non-Academic Degree. Approval of a request from the University of Oklahoma to award a posthumous degree.

Voting for the motion were Regents Helm, Parker, Holloway, Glass, Turpen, Massey, Stricklin and White. Voting against the motion were none.

19. REPORTS. Regent Massey made a motion, seconded by Regent Helm, to approve the following reports:

- a. Programs. Status report on program requests.
- b. Annual Reports.
 - (1) Math Success Initiative Status Report.
 - (2) 2014-2015 Accreditation Report.
 - (3) FY2015 Financial Operations Report, June 30, 2015.
 - (4) Policy Reporting Requirements Survey.

Voting for the motion were Regents Parker, Holloway, Glass, Turpen, Massey, Stricklin, White and Helm. Voting against the motion were none.

20. REPORT OF THE COMMITTEES.

- a. Academic Affairs and Social Justice and Student Services Committees. The Academic Affairs and Social Justice and Student Services Committees had no additional items for Regents' action.
- b. Budget and Audit Committee. The Budget and Audit Committee had no additional items for Regents' action.
- c. Strategic Planning and Personnel and Technology Committee. The Strategic Planning and Personnel and Technology Committee had no additional items for Regents' action.
- d. Investment Committee. The Investment Committee had no additional items for Regents' action.

21. NEW BUSINESS. No other business was brought before the State Regents.

22. ANNOUNCEMENT OF NEXT REGULAR MEETING. Regent Stricklin announced that the next regular meetings are scheduled to be held on Thursday, November 5, at 10:30 a.m.,

Wednesday, December 2, 2015 at 10:30 a.m. and Thursday, December 3, 2015 at 9:00 a.m. at the State Regents Office in Oklahoma City.

- 23. ADJOURNMENT.** With no additional items to address, the meeting was adjourned.

ATTEST:

Toney Stricklin, Chairman

Ron White, Secretary

OKLAHOMA STATE REGENTS FOR HIGHER EDUCATION

Research Park, Oklahoma City

MINUTES OF THE COMMITTEE-OF-THE-WHOLE Wednesday, October 21, 2015

- 1. ANNOUNCEMENT OF FILING OF MEETING NOTICE AND POSTING OF THE AGENDA IN ACCORDANCE WITH THE OPEN MEETING ACT.** The Committee-of-the-Whole met at 10:30 a.m. on Wednesday, September 2, 2015, in the Regents Conference Room at the State Regents' offices in Oklahoma City, Oklahoma. Notice of the meeting was filed with the Secretary of State on October 10, 2014. A copy of the agenda had been posted as required by the Open Meeting Act.
- 2. CALL TO ORDER.** Participating in the meeting were Regents Toney Stricklin, Jody Parker, Ann Holloway, Ike Glass and Mike Turpen. Regents Ron White and John Massey joined the meeting at 10:50 a.m. and Regent Jay Helm joined the meeting at 11:22 a.m. Regent Stricklin called the meeting to order and presided.
- 3. EXECUTIVE SESSION.** Regent Massey made a motion, seconded by Regent Turpen, to go into executive session for confidential communications between the board and its attorneys. Voting for the motion were Regents White, Parker, Holloway, Glass, Turpen, Turpen, Massey and Stricklin. Voting against the motion were none.

Following executive session discussions, Regents returned to open session.

- 4. MERCER-HAMMOND.** Ms. Beth Johnson and Mr. Dick Anderson from Mercer-Hammond were present to facilitate a discussion regarding the Oklahoma State Regents for Higher Education's (OSRHE) current investments. Ms. Johnson and Mr. Anderson discussed the current domestic markets, how China's stock market affects the United States and current recommendations.

They made a recommendation to invest \$32 million in Vanguard Total Stock Market Index, \$20 million in Vanguard FTSE All-World ex US Index, \$19 million in SailingStone Global Natural Resources Fund and \$13 million in Lazard Asset Management.

- 5. CAMPUS SAFETY AND SECURITY.** Dr. Roger Webb, former University of Central Oklahoma President and consultant to the Campus Safety and Security Task Force, gave a brief update on campus safety and security efforts. Dr. Webb asked the Regents to focus their attention on the safety of Oklahoma's college campuses. He stated that it is the Regents' and presidents' responsibility to ensure a safe campus for Oklahoma students. Eight years ago, 33 people were killed at Virginia Tech University when a gunman opened fire in a classroom at the university. Several professors had noticed his behavior but nothing was done to prevent the incident. This incident became a case study on campus safety and it changed the way higher education systems in the United States view campus safety.

Dr. Webb stated that after the Virginia Tech incident, the Oklahoma Campus Life and Safety and Security Task Force was formed to try to prevent this kind of tragedy from happening in Oklahoma. The current Campus Safety and Security Task Force has been very active and Dr. Webb believes that Oklahoma institutions are much safer today than eight years ago. He stated

that college campuses are not designed to be safe places, with multiple points of entry, spread out campuses, and guests on campus every day. However, he credits better alert systems, more effective use of lockdowns, better communication with legislators and increased training as improving campus safety in Oklahoma.

Dr. Webb listed three things that should be the focus of campus safety: 1) the dramatic increase of sexual assaults; 2) the increase in students with anxiety disorders; and 3) perhaps implementing mandatory freshman crisis preparedness training.

6. **ONENET.** Mr. Von Royal, Executive Director of OneNet, gave a brief update on OneNet operations. Mr. Royal provided a brief history of OneNet and how it began as a statewide talk-back television system operated by the OSRHE to the deployment and implementation of OneNet. OneNet is a unique public/private partnership with the private sector to deliver network access to its customers. It is governed by the OSRHE and the council on Information Technology provides leadership and strategic direction. OneNet provides many types of services, including internet access, web and email hosting, data storage, video conferencing and virtual machines and provides those services to over 1,300 agencies. Oklahoma state agencies are projected to save \$4.2 million collectively, annually, by using OneNet.

Mr. Royal stated that OneNet has over 2,000 miles of fiber infrastructure, core network facilities in Oklahoma City and Tulsa, storage facilities in Oklahoma City, Tulsa and Lawton and easily supports all education, government and health care needs and requirements. Mr. Royal also spoke about the Oklahoma Community Anchor Network (OCAN). OCAN is a collaborative partnership between the OSRHE, OneNet, Oklahoma Management and Enterprise Services and the Oklahoma Department of Transportation to deliver high-speed fiber across the state. OCAN services public schools, libraries, hospitals and state agencies. Mr. Royal finished by saying that OneNet also supports economic development efforts by removing geographic barriers, enabling research and grant opportunities, and building high performance computing resources.

7. **PREDICTIVE ANALYTICS.** Dr. Glen Krutz, Vice Provost for Academic Initiatives, at the University of Oklahoma (OU), stated that OU has contracted with Civitas Learning to use predictive analytics to increase student success. Mr. Charles Thornburgh, CEO at Civitas Learning, gave a brief introduction to predictive analytics. Mr. Thornburgh started by stating that there are over 1,000 predictive models; Civitas uses the Illume platform. The Illume platform consists of data from institutional leadership, advisors, faculty and students. Illume uses this data to create a profile for each student and uses predictors such as high school GPA, terms completed, classes withdrawn and days enrolled before term start to predict their success.

Mr. Thornburgh finished by stating that with the Illume platform, advisors can create student profiles and review their courses completed, track progress, review tuition cost, and predict their persistence.

8. **MATH SUCCESS.** Dr. Debra Stuart, Vice Chancellor for Educational Partnerships, stated that she will give a report on the Math Success Group initiatives at the October State Regents meeting on October 22, 2015.

9. **BUDGET.**

- a. Update on Monthly Collections. Ms. Amanda Paliotta, Vice Chancellor for Budget and Finance, gave a brief update on the monthly collections. Ms. Paliotta stated that the September collections did fall short; however, the state has enough funds to cover October's appropriations.

- b. Update on October 19th Budget Meeting. Ms. Paliotta stated that on October 19, Chancellor Johnson, Regent Stricklin and she attended a meeting with Secretary of Finance, Administration and Information Technology Preston Doerflinger, House Appropriations and Budget Committee Chair Earl Sears, and Senate Appropriations Committee Chair Clark Jolley as well as other agency heads to discuss the anticipated budget deficit for FY17.

10. LEGISLATIVE UPDATE. Ms. Hollye Hunt, Vice Chancellor for Legislative Affairs, distributed a schedule of upcoming Distinguished Service Awards and legislative tours.

11. COMPLETE COLLEGE AMERICA. Chancellor Johnson stated that all institutions have been asked to give a brief presentation on their Institutional Degree Completion plans at the upcoming Committee-of-the-Whole meetings. The institutions presenting at the October meeting were: Oklahoma Panhandle State University, Northeastern Oklahoma A&M College, Rogers State University and Seminole State College.

- a. Oklahoma Panhandle State University (OPSU). President David Bryant gave a presentation on OPSU's CCA initiatives. President Bryant began by stating that OPSU has been increasing their Hispanic student services since the population in nearby high schools is 70 percent Hispanic. Additionally, OPSU is working on remediation reform by opening a tutoring lab and University College. President Bryant stated that OPSU will be introducing new certificate and associate degrees in the coming months focusing on wind, oil and gas energy and emergency medication services. OPSU is making progress in number of degrees granted, with 322 awarded in FY2015, the highest in 5 years. President Bryant finished by stating that OPSU has received several honors with their rodeo, equine and crops judging team.
- b. Northeastern Oklahoma A&M College (NEO). President Jeff Hale gave a presentation on NEO's CCA initiatives. President Hale began by giving a brief history of NEO, their service area and their student count and top majors. He stated that in 2014-2015 NEO conferred 454 degrees and certificates, slightly down from last year at 497. NEO has met their CCA target at 170 percent by awarding 204 additional degrees and certificates above their goal. NEO has piloted a math booth camp, started a 5-day introductory Algebra course, reverse transfer agreements with surrounding institutions and curriculum redesign in their Nursing and Physical Therapist Assistant programs to meet their CCA goals.
- c. Rogers State University (RSU). President Larry Rice gave a presentation on RSU's CCA initiatives. President Rice began by stating that RSU is strengthening relations between TRiO Talent Search, target schools and agencies, partnering with Google to deliver the AEROGames STEM competition, and promoting concurrent enrollment. Additionally, they are implementing an early alert system and adding two new positions to increase retention and increasing tutoring opportunities in their remedial gateway writing course. RSU has articulation agreements with Tulsa Community College and is working to develop certification programs with Mid-America Industrial Park. President Rice finished by stating that some challenges to meeting CCA goals include funding, stagnant salaries, cost of emerging technologies and declining high school graduation rates.
- d. Seminole State College (SSC). President Jim Utterback and Dr. Tom Mills, Vice President for Academic Affairs, gave a presentation on SSC's CCA initiatives. Dr. Mills began by stating that SSC is working to grow a campus-wide culture that facilitates

student engagement, completion and success. That process starts with new-student advising, degree program mentoring and increasing retention and graduation rates. Their three-year goal is to increase retention and graduation rates by three percent each year compared to the previous three-year average. Dr. Mills stated that SSC is working to help students complete their remediation in one year so they can quickly move on to credit bearing courses.

12. **ONLINE EDUCATION TASK FORCE REPORT.** Chancellor Johnson stated that this report would be presented at a future State Regents meeting.
13. **“BEST OF HIGHER EDUCATION” REPORT.** Regents received the October 2015 update on institutional activities.
14. **CALENDAR OF EVENTS.** Chancellor Johnson discussed several upcoming events:

October 29, 2015 – Distinguished Service Award for Representative Justin Wood – 9:30 a.m. - Shawnee High School, Shawnee Oklahoma

November 5, 2015 – Reception with the Council of Presidents – 9:30 a.m. at the State Regents’ Office, Library Conference Room.

November 5, 2015 – Regents Special Budget Meeting – 10:30 a.m. at the State Regents’ Office in Oklahoma City.

November 9, 2015 – Distinguished Service Award for Senator Jason Smalley – 2 p.m. at Seminole State College, Seminole, Oklahoma.

November 10, 2015 – Distinguished Service Award for Representative Mike Christian – 2:30 p.m. at Oklahoma City Community College in Oklahoma City.

November 12, 2015 – Fall Legislative Forum – 8:30 a.m. at the Jim Thorpe Museum in Oklahoma City.

November 18, 2015 – Legislative Tour – 11:00 a.m. at the University of Central Oklahoma, Edmond, Oklahoma.

December 2, 2015 – State Regents Committee-of-the-Whole Meeting – 10:30 a.m. at the State Regents’ Office in Oklahoma City.

December 2, 2015 – Dinner – 6 p.m. at the Oklahoma City Golf and Country Club.

December 3, 2015 – State Regents Regular Meeting – 9 a.m. at the State Regents’ Office in Oklahoma City.

December 3, 2015 – Online Education Task Force Meeting – 10:30 a.m. at the State Regents’ Office in Oklahoma City.

December 7, 2015 – Legislative Tour – at 11 a.m. at Cameron University, Lawton Oklahoma.

15. ADJOURNMENT. With no other items to discuss, the meeting was adjourned.

ATTEST:

Toney Stricklin, Chairman

Ron White, Secretary