



---

OKLAHOMA STATE REGENTS  
FOR HIGHER EDUCATION

---

*Improving our future by degrees*

---

# *Agenda*

---

**October 19, 2017**

#### NOTE

This document contains recommendations and reports to the State Regents regarding items on the October 19, 2017 regular meeting agenda. For additional information, please call 405-225-9116 or to get this document electronically go to [www.okhighered.org](http://www.okhighered.org) State System.

Materials and recommendations contained in this agenda are tentative and unofficial prior to State Regents' approval or acceptance on October 19, 2017.

**OKLAHOMA STATE REGENTS FOR HIGHER EDUCATION**  
655 Research Parkway, Oklahoma City

# **A G E N D A**

Thursday, October 19, 2017 – 9:15 a.m.  
Or immediately following the 8:30 a.m. meeting  
State Regents' Conference Room  
655 Research Parkway, Suite 200, Oklahoma City  
Chairman Ron White, Presiding

1. **Announcement of filing of meeting notice and posting of the agenda in accordance with the Open Meeting Act.**
2. **Call to Order.** Roll call and announcement of quorum.
3. **Minutes of Previous Meetings.** Approval of minutes from the previous meetings.
4. **Report of the Chairman.** A brief comment on current activities. (No Action, No Discussion).
5. **Report of Chancellor.** Report of the Chancellor's activities on behalf of the State Regents. (No Action, No Discussion). Page 1.

## **STUDENTS**

6. **Students.** Students report on higher education's impact. Page 3.

## **ACADEMIC**

7. **New Programs.**
  - a. University of Oklahoma. Approval to offer the Master of Science in Environmental Studies in Environmental Studies and the Graduate Certificate in Finance. Page 5.
  - b. Oklahoma State University. Approval to offer the Bachelor of Science in American Studies. Page 13.
  - c. University of Central Oklahoma. Approval to offer the Master of Arts in Museum Studies. Page 27.
8. **Program Deletions.** Approval of institutional requests for program deletions. Page 35.
9. **Oklahoma's Promise.** Approval of FY2019 official funding estimate. Page 37.

## **FISCAL**

10. **Master Lease.** Approval of listing of equipment projects for submission to the Council of Bond Oversight for 2017D Equipment Program. Page 49.
11. **Endowment.** Approval of June 30, 2017 market values, distribution schedules and reports. Page 53.
12. **Contracts and Purchases.**
  - a. Approval of FY-2018 Purchases in excess of \$100,000. Page 79.
  - b. Acceptance of CareerTech Carl Perkins Contract for 2017-2018. Page 81.
13. **Investments.** Approval of investment managers. Page 85.

## **EXECUTIVE**

14. **Administrative Rules.** Posting of Administrative Rule Changes.
  - a. Posting of proposed suspension or Non-Renewal of Professional and Commercial Driver Licenses Administrative Rule. Page 87.
  - b. Posting of proposed Oklahoma's Promise – Oklahoma Higher Learning Access Program Rule Revisions. Page 93.
  - c. Posting of proposed permanent rule revisions to the Academic Scholars program. Page 107.
15. **Commendations.** Recognition of State Regents' staff for service and recognitions on state and national projects. Page 111.
16. **Executive Session.** Page 113.
  - a. Possible discussion and vote to enter into executive session pursuant to Title 25, Oklahoma Statutes, Section 307(B)(4) for confidential communications between the board and its attorneys concerning a pending investigation, claim, or action if the board, with advice of its attorney, determines that disclosure will seriously impair the ability of the board to process the claim or conduct a pending investigation, litigation, or proceeding in the public interest.
  - b. Enter into executive session.
  - c. Open session resumes.
  - d. Vote to exit executive session.

## CONSENT DOCKET

17. **Consent Docket.** Approval/ratification of the following routine requests which are consistent with State Regents' policies and procedures or previous actions.
- a. Programs.
    - (1) Program Modifications. Approval of institutional requests. Page 115.
    - (2) Program Suspensions. Ratification of institutional request. Page 119.
  - b. Reconciliation. Approval of institutional request for degree program inventory reconciliation. Page 121.
  - c. Electronic Delivery. Approval of Oklahoma State University's request to offer the Bachelor of University Studies in University Studies through online delivery. Page 123.
  - d. College Admission. Ratification of a request to approve a high school course for college admission. Page 127.
  - e. State Authorization Reciprocity Agreement. Ratification of institutional requests to renew participation in the State Authorization Reciprocity Agreement. Page 129.
  - f. Agency Operations. Ratification of purchases in excess of \$25,000 for FY2017. Page 131.
  - g. Non-Academic Degrees. Ratification of requests from the University of Oklahoma to award honorary degrees. Page 133.
  - h. Resolution honoring a staff member upon his retirement. Page 139.

## REPORTS

18. **Reports.** Acceptance of reports listed.
- a. Programs. Current status report on program requests. Page 141. (Supplement)
  - b. Annual Reports.
    - (1) Preliminary Enrollment Report. Acceptance of the Fall 2017 Preliminary Enrollment Report. Page 143. (Supplement)
19. **Report of the Committees.** (No Action, No Discussion).
- a. Academic Affairs and Social Justice and Student Services Committees.
  - b. Budget and Audit Committee.
  - c. Strategic Planning and Personnel Committee and Technology Committee.

d. Investment Committee.

21. **Announcement of Next Regular Meeting** — The next regular meetings are scheduled to be held Wednesday, December 6, 2017 at 10:30 a.m. and Thursday, December 7, 2017 at 9 a.m. at the State Regents Office in Oklahoma City.
22. **Adjournment.**

Meeting of the  
**OKLAHOMA STATE REGENTS FOR HIGHER EDUCATION**  
October 19, 2017

**AGENDA ITEM #5:**

**Report of the Chancellor.**

**SUBJECT:** Report of the Chancellor's activities on behalf of the State Regents for the period of August 24, 2017 through October 6, 2017.

**RECOMMENDATION:**

**This is an information item only.**

**ANALYSIS:**

The following are the activities that Chancellor Glen D. Johnson has participated in on behalf of the State Regents for the period of August 24, 2017 through October 6, 2017:

- Met with Tulsa Community College (TCC) President Leigh Goodson in Oklahoma City to discuss higher education issues.
- Met with Representative Kevin Wallace at the State Capitol in Oklahoma City to discuss higher education issues.
- Participated in conference call with Oklahoma Tomorrow Executive Director Devery Youngblood to discuss higher education issues.
- Participated in conference call with University of Central Oklahoma (UCO) President Don Betz to discuss higher education issues.
- Participated in conference call with Representative Earl Sears to discuss higher education issues.
- Met with Oklahoma State Chamber President Fred Morgan to discuss higher education issues.
- Hosted New Presidents Orientation for East Central University (ECU) President Katricia Pierson and Seminole State College (SSC) President Lana Reynolds in Oklahoma City.
- Met with Representative Todd Thomsen, Representative Tammy West, Representative Rhonda Baker, and Representative Michael Rogers at the State Regents office in Oklahoma City to discuss OneNet and higher education issues.
- Met with Oklahoma Tomorrow Executive Director Devery Youngblood to discuss higher education issues.
- Participated in Oklahoma Educational Television Authority (OETA) Executive Committee conference call to discuss OETA issues.
- Participated in conference call with Southern Regional Education Board (SREB) President Dave Spence to discuss higher education issues.
- Participated in conference call with Dr. Brit Kirwan, Chancellor Emeritus of the University System of Maryland and Senior Fellow with AGB, to discuss Task Force on the Future of Higher Education issues.
- Met with Governor Fallin's Chief of Staff Chris Benge in Oklahoma City to discuss higher education issues.
- Attended and chaired Campus Safety and Security Task Force meeting at the State Regents offices in Oklahoma City.

- Participated in conference call with State Higher Education Executive Officers Association (SHEEO) President Rob Anderson to discuss higher education issues.
- Met with Northwestern Oklahoma State University (NWOSU) President Janet Cunningham, Northeastern Oklahoma A&M College (NEO) President Jeff Hale, and Tulsa Community College (TCC) President Emeritus Tom McKeon to discuss Complete College America and higher education issues.
- Met with Tulsa Community College (TCC) President Leigh Goodson and Oklahoma Panhandle State University (OPSU) President Tim Faltyn in Oklahoma City to discuss higher education issues.
- Met with Representative Scott Inman in Del City to discuss higher education issues.
- Met with Secretary of Education and Workforce Development Natalie Shirley, Superintendent Joy Hofmeister, and CareerTech State Director Marcie Mack at Oklahoma State University-Oklahoma City (OSU-OKC) to discuss K-12, CareerTech, and higher education issues.
- Participated in conference call with Oklahoma Educational Television Authority (OETA) Board of Directors Chair Garrett King to discuss OETA issues.
- Attended Governor Fallin's STEM & Entrepreneurship Summit Planning Committee meeting in Oklahoma City.
- Attended Oklahoma A&M Board of Regents Reunion Celebration at Oklahoma State University in Stillwater.
- Participated in conference call with University of Central Oklahoma (UCO) President Don Betz to discuss higher education issues.
- Met with British Consul General Karen Bell at the State Regents offices in Oklahoma City to discuss higher education issues.
- Met with Assistant Attorney General Doug Allen in Oklahoma City to discuss higher education issues.
- Participated in conference call with Dr. Brit Kirwan, Chancellor Emeritus of the University System of Maryland and Senior Fellow with AGB, to discuss Task Force on the Future of Higher Education issues.
- Attended and chaired Oklahoma Campus Compact Executive Committee meeting at the State Regents offices in Oklahoma City.
- Participated in State Higher Education Executive Officers Association (SHEEO) Executive Committee conference call to discuss higher education issues.
- Attended Southeastern Oklahoma State University (SEOSU) Distinguished Alumni Awards Banquet at SEOSU in Durant.



Meeting of the  
**OKLAHOMA STATE REGENTS FOR HIGHER EDUCATION**  
October 19, 2017

**AGENDA ITEM #6:**

**Students.**

*This is an oral presentation.*



Meeting of the  
**OKLAHOMA STATE REGENTS FOR HIGHER EDUCATION**  
October 19, 2017

**AGENDA ITEM #7-a:**

**New Programs.**

**SUBJECT:** University of Oklahoma. Approval to offer the Master of Science in Environmental Studies in Environmental Studies and the Graduate Certificate in Finance.

**RECOMMENDATION:**

**It is recommended that the State Regents approve the University of Oklahoma's requests to offer the Master of Science in Environmental Studies in Environmental Studies and the Graduate Certificate in Finance, with the stipulation that continuation of the programs will depend upon meeting the criteria established by the institution and approved by the State Regents, as described below.**

- **Master of Science in Environmental Studies in Environmental Studies.** Continuation beyond Fall 2022 will depend upon meeting the following criteria:  
Majors enrolled: a minimum of 6 students in Fall 2021; and  
Graduates: a minimum of 3 students in 2021-2022.
- **Graduate Certificate in Finance.** The graduate certificate is embedded within the Master of Business Administration in Business Administration (025) and will be included in the regular 5-year program review.

**BACKGROUND:**

**Academic Plan**

The University of Oklahoma's (OU) 2017-2018 Academic Plan lists the following institutional priorities and new funding initiatives:

- We will continue our aggressive recruitment of large freshmen classes and improve the processing of graduate student applicants for admission. We are in our second year of using the Common Application for undergraduates and in the second year of using the College-Net software for processing applications for graduate students.
- We will continue an intense focus on undergraduate retention and graduate rates by 1) utilizing data from holistic admissions to provide early invention/mentoring/tutoring for students whose profiles suggest they will profit from aggressive intervention, 2) increase the coordination of undergraduate academic advising across campus, and 3) enhance course offerings during summer session. Additionally, we will continue to work to get undergraduate students taking 30 or more hours per year via the flat rate tuition policy to get them on a 4/5 year timeline to degree completion.
- Several retention analyses are being undertaken at the university, including broad cohort analyses by University College and the Provost's Office. In addition, Dr. Glenn Hansen, IT

data scientist, is assisting individual schools and colleges with retention analyses of their majors.

- We will continue to manage undergraduate course offerings to adequately meet student needs for courses by requiring course sections to be close to fully enrolled and by adding sections (or increasing course size) as needed to meet student demand by utilizing qualified instructors, lecturers, and other adjunct instructors. We have identified a director position in University College (George Bogaski). This process has been steadily improved and has increased in impact – more deans, chairs, and directors are responding to identify needs in order to avert enrollment crises.
- We continue to collect mid-semester grades at the end of the eighth week of the Fall and Spring semesters in order to help students and advisors understand how the students are performing academically. Grades are required of instructors to submit for students in all 1000 level courses, but grading is available in the system for all courses. The following week, University College and other academic advisement/coaching units are provided with a list of students and their mid-semester grades. Appropriate contact and interventions follow. Mid-semester grades are available to all students in OZONE.

**APRA Implementation**

In August 1991, the State Regents launched the Academic Planning/Resource Allocation (APRA) initiative, which was based on the principle that institutional officials would prioritize their programs and activities, and then fund higher priority activities at levels that ensured quality. In times of flat or declining budgets or financial constraints, institutions are expected to reallocate resources from lower priority activities to higher priority activities, rather than reducing quality by funding lower priority activities at the same rate as higher priority activities.

Since 1992, the University of Oklahoma (OU) has taken the following program actions in response to APRA:

89	Degree and/or certificate programs deleted
113	Degree and/or certificate programs added

**Program Review**

OU offers 302 degree and/or certificate programs as follows:

38	Certificates
0	Associate in Arts or Science Degrees
0	Associate in Applied Science Degrees
121	Baccalaureate Degrees
88	Master’s Degrees
55	Doctoral Degrees
0	First Professional Degrees

All of these programs were reviewed in the past five years with the exception of those programs with specialty accreditation. Programs with specialty accreditation are aligned with OU’s program review schedule as appropriate. Thus, if a professional program received a ten-year accreditation, it would not be reviewed for ten years, which is an approved exception to State Regents’ policy.

**Program Development Process**

OU’s faculty developed the proposals, which were reviewed and approved by institutional officials. OU’s governing board approved delivery of the Master of Science in Environmental Studies in Environmental

Studies at their June 20, 2017 meeting and the Graduate Certificate in Finance at their May 4, 2017 meeting. OU requests authorization to offer these programs as outlined below.

#### **POLICY ISSUES:**

These actions are consistent with the Oklahoma State Regents for Higher Education's Academic Program Approval policy.

#### **ANALYSIS:**

##### **Master of Science in Environmental Studies in Environmental Studies**

**Program purpose.** The proposed program will train students in applied environmental fields, including conservation biology, water studies, and society and the environment. Students will gain the knowledge and skills necessary for employment or continued education in a doctoral program.

**Program rationale and background.** Environmental Studies within the College of Arts and Sciences is designed to provide a student-guided curriculum that will create the leadership and workforce needed to address global challenges relating to water security and other critical environmental issues. Currently, OU offers a Bachelor of Science in Environmental Studies (423) and a Bachelor of Arts in Environmental Studies (422). Numerous alumni and current students in Environmental Studies have expressed interest in a multidisciplinary graduate program that would prepare them for either advancement in the broad environmental workforce or further graduate studies in environmentally related fields ranging from public service and politics to environmental consulting, journalism, and corporate public relations. The proposed program is designed to be interdisciplinary to allow students the flexibility to tailor their course selection toward their career goals. The primary objectives of the program are to provide a graduate curriculum that leverages environmentally related strengths and expertise across campus for scholarly specialization in environmental disciplines and to ensure students are prepared to participate effectively in socially responsible solutions to some of the most critical environmental problems facing society.

**Employment opportunities.** Employer demand for master's level Environmental Studies graduates is high nationally, regionally, and locally. Businesses of all sizes recognize the critical importance of being able to respond appropriately and effectively to the environmental challenges they face. Additionally, municipal, state, regional, tribal, and federal agencies, as well as political, social, national, and global advocacy institutions and special interest groups are looking to graduates of environmental studies programs to fill positions that bridge the socio-political, economic, and technical complexities inherent to all environmental concerns. According to the U.S. Bureau of Labor Statistics, employment opportunities in the environmental field, including compliance and economic positions, environmental specialists in engineering and science, epidemiologists and educational specialist in forestry, conservation, and law, and specialists in public relations and occupational and environmental health, are expected to grow as much as 26 percent through 2022. Within the State of Oklahoma, the employment outlook is similarly optimistic, with career opportunities in these fields increasing approximately 12 percent through 2024. OU is confident that students will find employment upon completion of their program.

**Student demand.** The proposed program is expected to meet the enrollment and graduation standards by the established deadline prior to final approval by the State Regents as shown in the following table.

Productivity Category	Criteria	Deadline
Minimum Enrollment of majors in the program	6	Fall 2021
Minimum Graduates from the program	3	2021-2022

**Duplication and impact on existing programs.** The proposed program may share similar content with the following program:

Institution	Existing Program
Oklahoma State University	Master of Science in Environmental Science (091)

A system wide letter of intent was communicated by email on May 17, 2017. Oklahoma State University (OSU) and East Central University (ECU) requested a copy of the proposal, which was sent July 7, 2017 and July 12, 2017, respectively. Neither OSU, ECU, nor any other State System institution notified State Regents' staff of a protest to the proposed programs. Due to distance between institutions, approval will not constitute unnecessary duplication.

**Curriculum.** The proposed Master of Science in Environmental Studies in Environmental Studies program will consist of 30 total credit hours as shown in the following table. No new courses will be added and the curriculum is detailed in the attachment (Attachment A).

Content Area	Credit Hours
Required Course	3
Independent Study/Directed Reading	6
Thesis	6
Guided Electives	15
<b>Total</b>	<b>30</b>

**Faculty and staff.** Existing faculty will teach the proposed program.

**Support services.** The library, classroom, and lab space are adequate for the degree program.

**Financing.** The proposed program will be offered on a self-supporting basis and the current tuition and fee structure will be sufficient to adequately fund the program. No additional funding is requested from the State Regents to support the program.

**Program resource requirements.** Program resource requirements for the Master of Science in Environmental Studies in Environmental Studies are shown in the following table.

A. Funding Sources	Year of Program				
	1 <sup>st</sup> Year	2 <sup>nd</sup> Year	3 <sup>rd</sup> Year	4 <sup>th</sup> Year	5 <sup>th</sup> Year
Total Resources Available from Federal Sources	\$0	\$0	\$0	\$0	\$0
Total Resources Available from Other Non-State Sources	\$0	\$0	\$0	\$0	\$0

A. Funding Sources	Year of Program				
	1 <sup>st</sup> Year	2 <sup>nd</sup> Year	3 <sup>rd</sup> Year	4 <sup>th</sup> Year	5 <sup>th</sup> Year
Existing State Resources	\$0	\$0	\$0	\$0	\$0
State Resources Available through Internal Allocation and Reallocation	\$40,000	\$45,000	\$50,000	\$50,000	\$60,000
<i>Narrative/Explanation: The amounts above are current allocations for the Environmental Studies program.</i>					
Student Tuition	\$12,998	\$19,497	\$36,990	\$36,990	\$60,982
<i>Narrative/Explanation: The amounts above represent tuition, academic excellence fees (mandatory and non-mandatory), college-level consolidated course and program fees, and technology fees based on projected enrollment of 2, 3, 4, 4, and 6 students for years 1 through 5. These figures assume 100 percent resident students enrolled in Year 1 and 2, one non-resident student enrolled in Years 3 and 4, and two non-resident students enrolled in Year 5.</i>					
<b>TOTAL</b>	<b>\$52,998</b>	<b>\$64,497</b>	<b>\$86,990</b>	<b>\$86,990</b>	<b>\$120,982</b>

B. Breakdown of Budget Expenses/Requirements	Year of Program				
	1 <sup>st</sup> Year	2 <sup>nd</sup> Year	3 <sup>rd</sup> Year	4 <sup>th</sup> Year	5 <sup>th</sup> Year
Administrative/Other Professional Staff	\$10,000	\$10,000	\$10,000	\$10,000	\$10,000
<i>Explanation: These amounts represent the allocation of effort of existing administrative support that will be dedicated to the proposed program.</i>					
Faculty	\$30,000	\$35,000	\$40,000	\$40,000	\$50,000
<i>Explanation: These amounts represent the allocation of effort of 1) the Environmental Studies Director in managing the proposed program and 2) the cost of instruction of currently budgeted faculty positions.</i>					
Graduate Assistants					
Student Employees					
Equipment and Instructional Materials	\$125	\$150	\$200	\$250	\$375
<i>Explanation: The amounts above represent costs for various supplies and consumables for in-class activities.</i>					
Library					
Contractual Services					
Other Support Services	\$1,500	\$750	\$750	\$750	\$750
<i>Explanation: The amounts above represent costs to publicize the new program.</i>					
Commodities					
Printing	\$25	\$25	\$38	\$50	\$63
<i>Explanation: The amounts above represent costs for in-class deliverables.</i>					
Telecommunications					
Travel					
Awards and Grants					
<b>TOTAL</b>	<b>\$41,650</b>	<b>\$45,925</b>	<b>\$50,988</b>	<b>\$51,050</b>	<b>\$61,188</b>

## Graduate Certificate in Finance

**Program purpose.** The proposed program provides students with specialized course work in finance and will formally document the completion of the finance specialization for students pursuing the Master of Business Administration in Business Administration (MBA) (025) program.

**Program rationale and employment opportunities.** Career opportunities for Finance Managers and Financial Analysts continue to remain strong and are expected to increase 10 to 13 percent through 2024. To address the need for qualified employees, the Michael F. Price College of Business launched a finance specialization in Fall 2008 for MBA students. This specialization allows students to deepen their knowledge and background in the finance sector and is one of the most sought after focus areas of the MBA program. Currently, of the 207 students enrolled in the MBA program, 80 candidates are seeking the finance specialization. However, as a specialization, no designation of the finance specialization is provided on the student's transcript. In Fall 2016, the faculty approved the creation of the Graduate Certificate in Finance to formally document student's knowledge and skills in the discipline. Officially documenting the completion of specialized course work in finance on a transcript will allow students to better market themselves when seeking employment or career advancement.

**Student demand.** The proposed graduate certificate program is expected to fulfill student demand within the Master of Business Administration in Business Administration (025) program.

**Duplication and impact on existing programs.** There are no Graduate Certificate in Finance programs offered in Oklahoma. A system wide letter of intent was communicated via email on May 17, 2017. Oklahoma State University (OSU) requested a copy of the proposal, which was sent on July 31, 2017. Neither OSU nor any other State System institution notified State Regents' staff of a protest to the proposed certificate program. Approval will not constitute unnecessary duplication.

**Curriculum.** The proposed graduate certificate program will consist of 12-13 total credit hours as shown in the following table. No new courses will be added and the curriculum is detailed in the attachment (Attachment B).

Content Area	Credit Hours
Required Courses	6
Electives	6-7
<b>Total</b>	<b>12-13</b>

**Faculty and staff.** Existing faculty will teach the proposed program.

**Financing and program resource requirements.** The proposed graduate certificate program is an embedded certificate within the Master of Business Administration in Business Administration (025) program. Program resource requirements are supported through the main program and the certificate will be offered on a self-supporting basis. Current tuition and fee structure will be sufficient to adequately fund the certificate. No additional funding is requested from the State Regents to support the certificate.

Attachments



**UNIVERSITY OF OKLAHOMA**  
**MASTER OF SCIENCE IN ENVIRONMENTAL STUDIES IN ENVIRONMENTAL STUDIES**

Degree Requirements	Credit Hours
<b>Required Courses</b>	<b>3</b>
ENST 5053      Advanced Environmental Studies	3
<b>Independent Study/Directed Reading</b>	<b>6</b>
ENST 5990 or      Independent Study	6
ENST 5960      Directed Reading	6
<b>Thesis</b>	<b>6</b>
ENST 5980      Thesis Research	6
<b>Guided Electives</b>	<b>15</b>
All students must take at least one graduate-level course each from environmentally related natural sciences, humanities, social sciences and skills, as approved by the student's advisory committee and the Environmental Studies Graduate Studies Committee. Additional courses will be selected by the student, their advisor, and committee from a list of courses approved by the Graduate Studies Committee	
<b>Total</b>	<b>30</b>

**UNIVERSITY OF OKLAHOMA  
GRADUATE CERTIFICATE IN FINANCE**

Certificate Requirements	Credit Hours
<b>Required Courses</b>	<b>6</b>
FIN 5322      Derivative Securities and Markets	2
FIN 5332      Risk Management and Financial Modeling	2
FIN 5382      MBA Financial Modeling	2
<b>Electives</b>	<b>6-7</b>
Select three courses listed below (other courses may be used if approved by the Graduate Liaison)	
FIN 5342      Advanced Corporate Finance	2
FIN 5352      International Financial Management	2
FIN 5362      Fixed Income Fund Management	2
FIN 5613      Student Investment Fund	3
FIN 5372      Mergers and Acquisitions and Corporate Restructuring	2
ACCT 5352      Financial Statement Analysis	2
<b>Total</b>	<b>12-13</b>

Meeting of the  
**OKLAHOMA STATE REGENTS FOR HIGHER EDUCATION**  
October 19, 2017

**AGENDA ITEM #7-b:**

**New Programs.**

**SUBJECT:** Oklahoma State University. Approval to offer the Bachelor of Science in American Studies.

**RECOMMENDATION:**

**It is recommended that the State Regents approve Oklahoma State University's request to offer the Bachelor of Science in American Studies, with an option in Pre-Law, with the stipulation that continuation of the program will depend upon meeting the criteria established by the institution and approved by the State Regents, as described below.**

- **Bachelor of Science in American Studies.** Continuation beyond Fall 2022 will depend upon meeting the following criteria:
  - Majors enrolled: a minimum of 13 students in Fall 2021; and
  - Graduates: a minimum of 5 students in 2021-2022.

**BACKGROUND:**

**Academic Plan**

Oklahoma State University's (OSU) 2017-2018 Academic Plan lists the following institutional priorities and new funding initiatives:

**CAS, College of Arts and Sciences**

- Retention remains the top priority. Several new initiatives to improve retention include working with department heads to place high caliber instructors in courses taken by first-year students and converting lecturer and adjunct instructional appointments to Teaching Assistant Professor positions to attract high quality faculty working on multi-year contracts.
- Curriculum revision is a second priority. CAS departments and schools are presently involved in efforts to update and modernize undergraduate and graduate degree and certificate programs in ways that recognize changing workforce needs and career opportunities. This initiative has included a reexamination of general education courses, departmental course requirements for degrees, and the content and organization associated with individual courses.

**CASNR, College of Agricultural Sciences and Natural Resources**

- Improving undergraduate retention and graduation rates is a main priority. Departments are reexamining academic advising support, promoting undergraduate research opportunities, offering extensive internship programs, and completing comprehensive reviews of degree programs. The college is also providing support for retention and academic success programs, including the adoption of a personal financial literacy curriculum.

- Increasing graduate program enrollment and corresponding assistantship support is another priority. While the investment in GTA stipends has increased, support for GRA positions has decreased due to reductions in the OAES budget and retirements/departures of research faculty. Quality graduate students are critical to faculty research success and also to support undergraduate student retention.
- The Department of Animal Science is considering a name change to better reflect both undergraduate majors offered in the department (animal science and food science).

#### **CEAT, College of Engineering, Architecture and Technology**

- Matching resources and academic opportunities with growing enrollment is the main priority. CEAT is in process of installing new qualified admissions criteria for freshman and transfer students. These new criteria will apply to fall 2018 incoming students.
- Improving freshman retention is parallel to this effort. CEAT has developed a new Freshman Living Learning Community with focused programming in Parker Hall – available fall 2017.
- Increase the technology fee this year and consider increases in the future to attain at least on par with peers for technology resources.
- Continue to grow the CEAT faculty and update CEAT facilities to meet growing enrollment and to modernize classrooms and labs.

#### **COE, College of Education**

- Increasing enrollment growth in new degree programs in Nursing, Exercise Science, and the Master of Arts in Teaching is a main priority.
- Increasing the rate of degree completion in our undergraduate majors is also a priority.

#### **COHS, College of Human Sciences**

- An increase in undergraduate enrollment in two academic majors within the Human Sciences College (Design, Housing & Merchandising; Hotel & Restaurant Administration) while maintaining undergraduate enrollment in two other academic majors (Nutritional Sciences; Human Development and Family Science) is a primary priority.
- The School of Hotel & Restaurant Administration (HRAD) will have a name change to Hospitality & Tourism Management. They will also propose change to the name of the undergraduate major to Hospitality & Tourism Management including four embedded specializations, allowing each student to choose an emphasis associated with his/her chosen career path. The School is making adjustments to undergraduate program requirements in keeping with changes in the hospitality industry and in sync with the program's Advisory Board input.

#### **SSB, Spears School of Business**

- The introduction and roll-out of new and revised courses in the core curriculum, which include interpersonal, leadership, and career-readiness skills, along with expansion of Excel and data analysis skills are the main priorities.
- Ensuring that all students have access to and participate in a variety of career-readiness initiatives, including Eastin Center activities, mentoring, internships, and study abroad is an additional priority.

#### **CVHS, Center for Veterinary Health Sciences**

- Rebuilding faculty in key specialties is a main priority.
- Completing a comprehensive curriculum review is an additional priority.

## **OSU-Tulsa**

- Development of an Academic Strategic Plan is a main priority.

## **OSU-CHS, Center for Health Sciences**

- Opening of the TANDY Medical Academic Building with its medical simulation center is a major milestone which will facilitate the training of medical students and residents with state-of-the-art simulation facilities. Through strategic planning, the priorities are being assessed and best use of vacated space at the CHS by the opening of the TANDY Medical Academic Building is under consideration.
- Internal review of all graduate programs as part of a strategic assessment to determine the direction of each of the respective programs for the next 10 years is an additional priority.

## **New Academic Programs under consideration or proposal**

### **CAS**

- Undergraduate certificate in Teaching English to Speakers of Other Languages (TESOL)
- Undergraduate certificates in Digital Media Production and Social Media Strategy
- Undergraduate certificate in Pre-nursing
- Undergraduate certificate in Digital Humanities
- Graduate certificate in GIS in Oil and Gas
- Graduate certificate in Crisis Communication
- Graduate certificate in Higher Education Teaching Content
- BS in American Studies
- BS in Medicinal and Biological Chemistry
- BA in Arts Administration
- Undergraduate Certificate in Pre-medical Sciences

### **CASNR**

- BSAG in Agricultural Mechanical Technology
- Professional 1-year Master's program in Biochemistry and Molecular Biology
- Online MAG and MS through Masters of International Agriculture
- Undergraduate and Graduate certificates in various specialized areas of study, including college teaching in agriculture and natural resources, food safety, agricultural leadership, social sciences research associated with agriculture and natural resources, equine science, ag systems management, grain elevator safety, aeration system design and management, materials handling design, ag energy management, irrigation management, renewable energy management, sustainable ag production, precision agriculture management, bioforensic techniques, and plant protection.

### **CEAT**

- PhD in Petroleum Engineering
- BS in Fire Protection and Safety Engineering
- ME in Mechanical and Aerospace Engineering
- Graduate certificate in the School of Architecture (in the approval process)
- Graduate certificate program in composite materials
- Graduate certificate program in manufacturing
- MS in Materials Science and Engineering (new degree track for part-time students)

## **COE**

- PhD in Counseling Psychology
- Undergraduate certificate program in Career and Technical Education
- Graduate certificate in Workforce and Adult Education
- Graduate certificate in Civic and Community Leadership
- Graduate certificate in Title IX offered through the Higher Education Program
- Undergraduate Certificate in Teaching English Language Learners
- Graduate Certificate in Teaching English Language Learners

## **COHS**

- BSHS in Early Childhood Education
- BSHS (online) in Early Care and Education
- Graduate certificate in Advanced Revenue Management
- Undergraduate certificate in Personal (or Family) Financial Planning
- MS (online) in Family and Consumer Sciences Education
- PhD in Human Development and Family Science

## **SSB**

- BSBA in Environmental Management (interdisciplinary program in Tulsa)
- BSBA in Cybersecurity
- MS in Health Analytics (interdisciplinary)
- MS in Human Resources Management
- Undergraduate certificate in Cybersecurity 1
- Undergraduate certificate in Cybersecurity 2
- Undergraduate certificate in Energy Business
- Undergraduate certificate in Information Systems Development 1
- Undergraduate certificate in Information Systems Development 2
- Undergraduate certificate in Real Estate
- Graduate certificate in Advanced Systems Development
- Graduate certificate in Data Science
- Graduate certificate in Energy Business
- Graduate certificate in Healthcare Informatics and Analytics
- Graduate certificate in Real Estate

## **OSU-CHS**

- New Learning Site at Cherokee Nation Hospital in Tahlequah, Oklahoma. The MPH and DO degrees are under plans for that location of Osteopathic Medicine
- Graduate certificate in Biomedical Sciences
- Graduate certificate in Health Care Administration
- Graduate certificate in Global Health
- PhD in Athletic Training
- MS degree Physician Assistant Studies in the School of Allied Health.
- PhD in Forensic Science

## **APRA Implementation**

In August 1991, the State Regents launched the Academic Planning/Resource Allocation (APRA) initiative, which was based on the principle that institutional officials would prioritize their programs and activities, and then fund higher priority activities at levels that ensured quality. In times of flat or declining budgets or financial constraints, institutions are expected to reallocate resources from lower

priority activities to higher priority activities, rather than reducing quality by funding lower priority activities at the same rate as higher priority activities.

Since 1992, OSU has taken the following program actions in response to APRA:

32	Degree and/or certificate programs deleted
106	Degree and/or certificate programs added

**Program Review**

OSU offers 246 degree and/or certificate programs as follows:

32	Certificates
0	Associate in Arts or Science Degrees
0	Associate in Applied Science Degrees
90	Baccalaureate Degrees
78	Master’s Degrees
46	Doctoral Degrees
0	First Professional Degrees

All of these programs were reviewed in the past five years with the exception of those programs with specialty accreditation. Programs with specialty accreditation are aligned with OSU’s program review schedule as appropriate. Thus, if a professional program received a ten-year accreditation, it would not be reviewed for ten years, which is an approved exception to State Regents’ policy.

**Program Development Process**

OSU’s faculty developed the proposal, which was reviewed and approved by institutional officials. OSU’s governing board approved delivery of the Bachelor of Science in American Studies at their June 16, 2017 meeting. OSU requests authorization to offer this program as outlined below.

**POLICY ISSUES:**

This action is consistent with the Academic Program Approval policy.

**ANALYSIS:**

**Bachelor of Science in American Studies**

**Program purpose.** The proposed program is designed with an interdisciplinary curriculum that will provide students with an understanding of American culture and society, as well as skills in critical thinking, information literacy, research, writing, and communication.

**Program rationale and background.** OSU currently offers a Bachelor of Arts (BA) in American Studies (416), which includes an option in Pre-Law, on both the Stillwater and Tulsa campuses. The proposed program would complement both the general BA program and the Pre-Law option and will attract students interested in the social, natural, mathematical, and human sciences. Overall, the demand for Bachelor of Science (BS) degrees in Tulsa is robust, with approximately 50 majors pursuing various BS degrees. Additionally, the proposed degree will support other programs at OSU Tulsa by encouraging increased enrollments in mathematical, computer, and human development and family sciences. Similar to students pursuing the BA in American Studies, students who earn the Bachelor of Science in American

Studies will be well-versed in general historical, political, social, and cultural knowledge about the United States and its diverse populations. Students will also gain experience with different methods of research and/or different objects of inquiry within the field. OSU also reports that a new transfer agreement has been established with Tulsa Community College's Associate in Arts in Liberal Studies (146) with an option in American Studies, which will also serve students interested in the BS program.

**Employment opportunities.** Requirements for the proposed program have been designed to prepare students for graduate research in the fields of Law, Economics, Social Research, and Social and Cultural Geography or for work in the areas of Social Work, Criminology, Non-Profit Management, and Teaching. According to the Oklahoma Employment Security Commission, career opportunities in many of the aforementioned areas are expected to increase as much as 18 percent through 2024. Additionally, Oklahoma is currently experiencing a teacher shortage. In 2015, the State Department of Education received 526 requests for emergency teaching certificates and another 318 in 2016. The proposed Bachelor of Science in American Studies will enable students to pursue alternative teacher certification in the field of Social Studies to meet this demand. OSU is confident students completing the proposed program will be successful in finding employment or gaining admission into graduate school.

**Student demand.** The proposed program is expected to meet the enrollment and graduation standards by the established deadline prior to final approval by the State Regents as shown in the following table.

Productivity Category	Criteria	Deadline
Minimum Enrollment of majors in the program	13	Fall 2021
Minimum Graduates from the program	5	2021-2022

**Duplication and impact on existing programs.** There are no Bachelor of Science in American Studies programs offered in Oklahoma. A system wide letter of intent was communicated by email on June 30, 2017. None of the State System institutions notified State Regents' staff of a protest to the proposed program. Approval will not constitute unnecessary duplication.

**Curriculum.** The proposed Bachelor of Science in American Studies program will consist of 120 total credit hours as shown in the following table. No new courses will be added and the curriculum is detailed in the attachment (Attachment A).

Content Area	Credit Hours
General Education	40
College/Departmental Requirements	13-19
Major Core Requirements	27
Option Requirements	12
Guided Electives	9
General Electives	13-19
<b>Total</b>	<b>120</b>

**Faculty and staff.** Existing faculty will teach the proposed program.

**Support services.** The library, classroom, and lab space are adequate for this degree program.



**Financing.** The proposed program will be offered on a self-supporting basis and the current tuition and fee structure will be sufficient to adequately fund the program. No additional funding is requested from the State Regents to support the program.

**Program resource requirements.** Program resource requirements for the Bachelor of Science in American Studies are shown in the following table.

A. Funding Sources	Year of Program				
	1 <sup>st</sup> Year	2 <sup>nd</sup> Year	3 <sup>rd</sup> Year	4 <sup>th</sup> Year	5 <sup>th</sup> Year
Total Resources Available from Federal Sources	\$0	\$0	\$0	\$0	\$0
Total Resources Available from Other Non-State Sources	\$0	\$0	\$0	\$0	\$0
Existing State Resources	\$0	\$0	\$0	\$0	\$0
State Resources Available through Internal Allocation and Reallocation	\$0	\$0	\$0	\$0	\$0
Student Tuition	\$15,555	\$38,888	\$54,443	\$77,775	\$101,108
<i>Narrative/Explanation: Tuition and fees are calculated based on \$259.25 per credit hour and students completing 30 credit hours per academic year. OSU anticipates an enrollment of 2, 5, 7, 10, and 13 students in years 1 through 5.</i>					
<b>TOTAL</b>	<b>\$15,555</b>	<b>\$38,888</b>	<b>\$54,443</b>	<b>\$77,775</b>	<b>\$101,108</b>

B. Breakdown of Budget Expenses/Requirements	Year of Program				
	1 <sup>st</sup> Year	2 <sup>nd</sup> Year	3 <sup>rd</sup> Year	4 <sup>th</sup> Year	5 <sup>th</sup> Year
Administrative/Other Professional Staff	\$0	\$0	\$0	\$0	\$0
Faculty	\$15,280	\$38,588	\$54,143	\$77,475	\$100,808
<i>Narrative/Explanation: The amounts above were calculated based on the average salary for an Associate Professor multiplied by additional FTE needed to accommodate the increase in majors.</i>					
Graduate Assistants	\$0	\$0	\$0	\$0	\$0
Student Employees	\$0	\$0	\$0	\$0	\$0
Equipment and Instructional Materials	\$0	\$0	\$0	\$0	\$0
Library	\$0	\$0	\$0	\$0	\$0
Contractual Services	\$0	\$0	\$0	\$0	\$0
Other Support Services	\$0	\$0	\$0	\$0	\$0
Commodities	\$75	\$100	\$100	\$100	\$100
<i>Narrative/Explanation: The amounts above were budgeted for paper and miscellaneous items.</i>					
Printing	\$100	\$100	\$100	\$100	\$100
<i>Narrative/Explanation: The amounts above were budgeted for Xerox costs for course and recruiting materials.</i>					
Telecommunications	\$100	\$100	\$100	\$100	\$100
<i>Narrative/Explanation: The amounts above were budgeted for telephone charges.</i>					

Travel	\$0	\$0	\$0	\$0	\$0
Awards and Grants	\$0	\$0	\$0	\$0	\$0
<b>TOTAL</b>	<b>\$15,555</b>	<b>\$38,888</b>	<b>\$54,443</b>	<b>\$77,775</b>	<b>\$101,108</b>

Attachment

**OKLAHOMA STATE UNIVERSITY  
BACHELOR OF SCIENCE IN AMERICAN STUDIES**

Degree Requirements	Credit Hours	
<b>General Education</b>	<b>40</b>	
ENGL 1113 or ENGL 1313	Composition I International Freshman Composition I	3
ENGL 1213 or ENGL 1413 or ENGL 3233	Composition II International Freshman Composition II Technical Writing	3
HIST 1103	Survey of American History	3
POLS 1113	American Government	3
	Analytical and Quantitative Thought (MATH or STAT course designated 'A')	3
	Humanities (courses designated in the catalog with an 'H')	6
	Science (courses designated in the catalog with a 'N'; one must also be designated with an 'L')	6
	Social and Behavioral Science (courses designated in the catalog with an 'S'; Pre-Law students must take SPCH 2713)	3
	Additional General Education (courses designated in the catalog with an 'A,' 'H,' 'N,' or 'S')	10
<b>College/Departmental Requirements</b>	<b>13-19</b>	
A&S 1111	First Year Seminar	1
	Arts and Humanities (any course designated as 'H')	3
	Natural and Mathematical Sciences (any Natural and Mathematical Science course. Students pursuing the Pre-Law option must include PHIL 1313)	9
	Foreign Languages	0-6
<b>Major Requirements</b>	<b>27</b>	
AMST 3223	Theories and Methods of American Studies	3
AMST 4973	Senior Seminar in American Studies	3
AMST xxxx	Any AMST course other than AMST 3223 or AMST 4973. Must include 6 hours of upper-division courses.	9
	<b>American History (3 hours must be upper division)</b>	
HIST 2323 or HIST 2333 or HIST 2343 or HIST 3133 or HIST 3613 or HIST 3623 or HIST 3633 or HIST 3643 or HIST 3653 or	Oklahoma History American Thought and Culture: Survey Religion in America African Diaspora History American Colonial Period to 1750 Era of the American Revolution Early National Period, 1787-1828 The Jacksonian Era, 1828-1850 Civil War and Reconstruction, 1850-1877	6

HIST 3663 or HIST 3673 or HIST 3683 or HIST 3693 or HIST 3753 or HIST 3763 or HIST 3793 or HIST 4063 or HIST 4153 or HIST 4163 or HIST 4173 or HIST 4253 or HIST 4273 or HIST 4353 or HIST 4463 or HIST 4483 or HIST 4503 or HIST 4513 or HIST 4523 or HIST 4543 or HIST 4553 or HIST 4563 or HIST 4593	Robber Barons and Reformers: U.S. History, 1877-1919 United States History, 1919-1945 United States History Since 1945 The Modern West Trans-Mississippi West American Southwest Native American History Historic Preservation African American History, 1619-1865 African American History, 1865-Present Black Intellectual History U.S. Foreign Relations to 1945 U.S. Foreign Relations Since 1945 American Military History American Cultural History to 1865 American Cultural History Since 1865 American Urban History American Economic History American Environmental History Vietnam War Gender in America Cold War America in International Perspective
---	--

**American Literary and Cultural Studies**

ENGL 2453 or ENGL 2773 or ENGL 2883 or ENGL 3153 or ENGL 3813 or ENGL 3190 or ENGL 3193 or ENGL 3410 or ENGL 3443 or ENGL 3453 or ENGL 3473 or ENGL 3503 or ENGL 3813 or ENGL 4093 or ENGL 4200 or ENGL 4210 or ENGL 4220 or ENGL 4400 or ENGL 4450	Introduction to Film and Television (H) Survey of American Literature I (D) Survey of American Literature II (DH) Readings in Literature by Women (DH) Native American Literature (DH) Readings in Postcolonial and Multiethnic Literature African-American Literature (DH) Popular Fiction Studies in Film Genre (H) History of American Film (H) Race, Gender, and Ethnicity in American Film (D) Television and American Society (DH) Readings in the American Experience (DH) Language in America Studies in Early American Literature Studies in 19th Century American Literature Studies in 20th Century American Literature Studies in Regional Literature Culture and the Moving Image	6
---	--	---

**Option Requirements**

**12**

**For students not completing an option**

**Humanities and Interdisciplinary Studies**

AMIS 2013 or AMIS 4013 or AMST 3503 or AMST 3513 or	American Indian Sovereignty Introduction to American Indian Studies Television and American Society Film and American Society	6
--	--	---

---

AMST 3550 or	The Arts and American Society
AMST 3673 or	History Of American Art
AMST 3683 or	Introduction to Digital Humanities
AMST 3743 or	Harlem Renaissance
ART 3663 or	History of American Art
ART 3683 or	History of 20th Century Art
ART 4613 or	Art Since 1960
ART 4763 or	Native American Art and Material Culture
GEOG 4103 or	Historical Geography of the United States
GEOG 4223 or	Geography of Music
GEOG 4253 or	Geographic Perspectives on American Women's Travel Accounts Then and Now
GWST 2113 or	Transnational Women’s Studies
GWST 2123 or	Introduction to Gender Studies
GWST 3513 or	Theorizing Sexualities
GWST 3613 or	Race and Reproduction in the U.S.
GWST 3713 or	Gender and Representation
GWST 4113 or	Feminist Theories
GWST 4503 or	Theorizing Men and Masculinities
MUSI 3573 or	America’s Ethnic Music
MUSI 3741 or	Survey of Rock and Roll I
MUSI 3751 or	Survey of Rock and Roll II
PHIL 2513 or	Philosophy and Culture
PHIL 3413 or	Ethical Theory
PHIL 3513 or	Social Philosophy
PHIL 3613 or	Theoretical Foundations of Computing
PHIL 3623 or	Philosophy of Race
PHIL 3813 or	American Philosophy
PHIL 3843 or	Philosophy of Law
PHIL 4113 or	Philosophy and the Arts
REL 3573 or	The Religions of Native Americans
REL 3713 or	Religion, Culture and Society
REL 4033	American Christianity through the Colonial Period

---

**Social Sciences**

ECON 3713 or	Government and Business
ECON 3823 or	American Economic History
ECON 3913 or	State and Local Economic Development
ECON 4913 or	Urban and Regional Economics
GEOG 3123 or	Urban Geography
GEOG 3133 or	Political Geography
GEOG 3173 or	Cultural Geography
GEOG 3243 or	Geography of Indian Country
GEOG 3703 or	Geography of Oklahoma
GEOG 3713 or	Exploring North America and Diversity
GEOG 4113 or	Environment and Development
GEOG 4143 or	Geography of Travel and Tourism
GEOG 4213 or	Sport, Place and Society
POLS 2023 or	The Individual and the Law
POLS 3353 or	Parties Interest Group
POLS 3423 or	Voting and Elections
POLS 3443 or	Political Campaigns and Candidacy

---

---

POLS 3453 or	The Legislative Process
POLS 3483 or	The American Presidency
POLS 3493 or	Public Policy
POLS 3513 or	Public Opinion and Polling
POLS 3523 or	Money, Media and Politics
POLS 3533 or	Political Lobby and Grassroots Organization
POLS 3613 or	State and Local Government
POLS 3663 or	Introduction to Political Thought
POLS 3683 or	Politics in Contemporary Film
POLS 3953 or	Minorities in the American Political System
POLS 3963 or	State Courts and the Bar
POLS 3973 or	Race, Politics and Sports
POLS 3983 or	Courts and Judicial Process
POLS 4000 or	Advanced Topics in American Politics
POLS 4013 or	America Foreign Policy
POLS 4223 or	Social Movements
POLS 4363 or	Environmental Law and Policy
POLS 4403 or	Urban Politics and Management
POLS 4553 or	American Political Thought
POLS 4573 or	Democratic Theory
POLS 4623 or	Oklahoma Politics
POLS 4693 or	Gender and Politics
POLS 4963 or	U.S. Constitution: Civil Rights and Liberties
POLS 4973 or	U.S. Constitution: Civil Liberties
SOC 3133 or	Racial and Ethnic Relations
SOC 3323 or	Collective Behavior and Social Movements
SOC 3523 or	Juvenile Delinquency
SOC 3713 or	Religion, Culture and Society
SOC 3993 or	Sociology of Aging
SOC 4043 or	Gender and Work
SOC 4213 or	Sexuality in American Society
SOC 4333 or	Criminology
SOC 4383 or	Social Stratification
SOC 4433 or	Environmental Sociology
SOC 4443 or	Sociology of Law and Legal Institutions
SOC 4453 or	Environmental Inequality
SOC 4463 or	Technology and Society
SOC 4473 or	Oklahoma Environmental Sociology
SCO 4643 or	Sociology of Gender
SOC 4723	American Marriage, Family and Male-Female Relationships

---

**For students completing the Pre-Law option**

---

AMIS 4013 or	American Indian Sovereignty
AMST 3333 or	Crime, Law and American Culture
GEOG 3133 or	Political Geography
ECON 3713 or	Government and Business
ECON 4723 or	Economics Analysis of Law
PHIL 3513 or	Social Philosophy
PHIL 3843 or	Philosophy of Law
POLS 3523 or	Money, Media And Politics
POLS 3963 or	State Courts and the Bar

---

POLS 4353 or	Administrative Law	
POLS 4363 or	Environmental Law And Policy	
POLS 4593 or	Natural Resources and Environmental Policy	
POLS 4963 or	U.S. Constitution: Civil Rights and Liberties	
PSYC 4293 or	Forensic Psychology	
PSYC 4573 or	Victimology	
SOC 3523 or	Juvenile Delinquency	
SOC 4313 or	Sociology of Law	
SOC 4333 or	Criminology	
SOC 4443 or	Sociology of Law and Legal Institutions	
SOC 4743 or	Criminalistics: Introduction to Forensic Sciences	
SPCH 3733 or	Elements of Persuasion	
SPCH 4793	Nonverbal Communication	
<b>Option Requirements</b>		<b>12</b>
Select 12 credit hours of upper-division related courses.		
<b>General Electives</b>		<b>13-19</b>
Select 13-19 credit hours of course work so that number of hours completed for the degree total 120.		
<b>Total</b>		<b>120</b>





Meeting of the  
**OKLAHOMA STATE REGENTS FOR HIGHER EDUCATION**  
October 19, 2017

**AGENDA ITEM #7-c:**

**New Programs.**

**SUBJECT:** University of Central Oklahoma. Approval to offer the Master of Arts in Museum Studies.

**RECOMMENDATION:**

**It is recommended that the State Regents approve the University of Central Oklahoma's request to offer the Master of Arts in Museum Studies, with the stipulation that continuation of the program will depend upon meeting the criteria established by the institution and approved by the State Regents, as described below.**

- **Master of Arts in Museum Studies.** Continuation beyond Fall 2022 will depend upon meeting the following criteria:
  - Majors enrolled: a minimum of 15 students in Fall 2021; and
  - Graduates: a minimum of 5 students in 2021-2022.

**BACKGROUND:**

**Academic Plan**

The University of Central Oklahoma's (UCO) 2017-2018 Academic Plan lists the following institutional priorities and new funding initiatives:

UCO is aggressively providing more learning spaces and enhancements to the physical environment. The Strategic Goal(s) tied to these activities is listed parentheses after each item. While there may be considerable overlap, the intent was to assess the primary impacts on each goal. Please see Appendix A for the four pillars and 12 strategic goals. Appendix B includes the Vision 2020. The current strategic goals have emerged out of a campus wide strategic planning initiative in 2012 and 2013.

- 1) Tenure-track faculty - goal is to hire 80 TT faculty over the next 10 years. Eight positions will cost approximately \$642,528. (SGs 1, 2)
- 2) Continue to fund temporary full-time faculty from 2016-17. The return on investment for this cohort of lectures in 2016-17 was more than four times the cost. (SGs 1, 2)
- 3) Faculty compensation remains an issue in hiring and retaining faculty in certain fields. Invest in faculty salaries. (budget to be determined) (SG 8)
- 4) Continue to invest in UCO Downtown. This includes One Santa Fe (approx. \$500,000) for a remodel to provide space for faculty and staff who work downtown. (SG 11)
- 5) Request for an increase in operating budgets.
- 6) Tuition Waivers - Increase waivers to recruit and retain talented students. (SG 7)
- 7) Capital projects - (see facilities) Several projects are underway including the addition to Mitchell Hall, the new STEM building, and the addition to the Liberal Arts building. (SGs 3, 8, 10)

**Facilities- This includes Academic and non-academic facilities.**

- **Softball Complex.** Construction began June 2016 and was completed February 2017. The facility includes a new Team locker room, Coaches Office, Team Lounge and also new public toilet facilities to support the new 150 seat bleachers and Press box facility, new visitor and home team dugouts and new visitor and home team bullpen/batting cages in addition to a new artificial turf playing surface. (SG 10)
- **Murdaugh Hall.** This 80,000 square foot building was constructed in 1935-36 as the first Women's Residence Hall for the university. This is a major reconstruction of the building interiors and support systems that allows them to be brought up to current life and safety codes and will enhance the livability of the facility for students for years to come. Construction began May 2016 for completion and occupancy August 2017. (SG 10)
- **Mitchell Hall Backstage Facility.** This 20,000 square foot addition to our Mitchell Hall performance venue will serve multiple purposes for use including costume storage, theater rehearsal and dance studios, greenroom and dressing rooms, plus allow for classes to be taught for the various backstage professions in costume, design, performance makeup, costume fabrication and maintenance. Construction began December 2015 for completion June 2017. (SG 3, 8, 10)
- **STEM Teaching and Research Center.** This 55,000 square foot new building will contain multiple undergraduate research program spaces as well as house the College of Math and Science super computer, classrooms and an 80 seat secure storm shelter/auditorium. This facility will allow UCO students to be able to use current state of the art labs and scientific equipment in fields such as Forensic Science, Nursing, Biomedical Engineering, Computer Science, Biology, & Mathematics. Construction began February 2017 for completion fall 2018. (SGs 3, 5, 8, 10)
- **South Central Plant.** This project includes three elements, one to construct a new 6,500 square foot stand-alone building to house the new plant equipment. The second is to design and install the new chiller plant and controls systems and the third is to install the necessary underground piping loop to support the new chiller plant. The goal is to off load certain existing buildings from the north chiller plant and re-connect them to the south plant. This will allow greater redundancy and capacity in both plants and allow newly planned buildings such as the Dining Center and others to be connected to the north plant gaining operational cost efficiencies and energy savings. Construction began July 2016 for completion October 2017. (SG 10)
- **College of Liberal Arts Addition.** This 52,000 square foot addition to the current Liberal Arts Building will contain multiple transformative style classrooms, a large 200+ seat auditorium w/ storm shelter function, faculty offices, and a new community student area. Construction is to begin winter 2017-2018 for completion fall 2019. (SGs 3, 5, 8, 10)
- **Campus Transportation and Parking.** Construction of three new parking lots will begin June 2017 for completion fall 2017 to provide additional parking on the underserved west side of campus. (SG 10)
- **New Dining Center.** This 60,000 square foot building will contain 30,000 square feet of new student dining facilities for campus and that will seat approximately 560. The additional 30,000 square feet will include support spaces for Auxiliary Enterprises and other needed administrative support space and a multi-use open office area for use as temporary departmental swing space during renovations of other facilities. Construction is to begin February 2018 for completion fall 2019. (SGs 10)
- **Athletic Complex:**
  - **Sports Performance Center.** Construction of the 41,000 square foot facility is to begin June 2017 for completion fall 2018 and will contain much needed support spaces for the Athletic programs at UCO to include weight and training areas, football locker room, a

tutorial center, hydrotherapy and sports training area, coaches' offices, and administrative spaces for the Athletic department. (SG 10)

- **North Hamilton Annex.** Construction of the 26,000 square foot facility is to begin in summer 2018 with completion fall 2019. This facility will add new wrestling facilities as well as a much needed practice gymnasium for the Athletic teams, and locker rooms, and will also assist with Title IX compliance. (SGs 10, 12)

**Academic Affairs operational priorities:**

Note: This list reflects items identified at the Provost Cabinet Retreat in November 2016 as well as the University Planning Council (UPC) during the spring 2017 semester.

- Mandatory Cost Items (added to the mandatory cost request)
- Accreditation cost increase (\$19,900).
- Allocate funds to support the remodeling of the Santa Fe property in downtown Oklahoma City to support the metropolitan initiative and for the relocation of the UCO radio station: \$500,000
- Additional full-time faculty positions to bring UCO closer to its regional and metropolitan peer average.
- Temporary Lecture positions (AY 17-18 only): \$375,000 to fund 10 lectureships
- Fourteen additional temporary lecturer positions were funded by college course fees. We anticipate that many of these temporary lecturers will be funded in AY 2017-2018.
- Six Blended Learning Lectureships were funded by the *Center for eLearning and Connected Environments (CeCe)*. We anticipate that this will continue into AY 2017-2018.
- 5 Edu-Innovator temporary Instructor positions for FY17 were funded by the *Center for eLearning and Connected Environments (CeCe)*. Part of this program will continue. Negotiations and hiring are currently underway.
- To help bring the College of Business faculty to market levels differential tuition for all Business courses was increased by 6 percent.
- TL Scholars. The *Transformative Learning Scholars Program* is a faculty development initiative designed to promote student engagement in high impact practices while simultaneously developing opportunities to increase external funding. The pilot project began in fall 2014 with each college invited to recommend two to three faculty members. Scholars were provided funds for reassignment, travel, and undergraduate research assistant wages in exchange for developing and submitting a student-centered grant proposal to an external funding agency annually. There are currently 11 Scholars in the program, encompassing all of the academic colleges.
- In fall 2014, UCO instituted an Office of High Impact Practices (OHIP) to promote participation in, and improve financial support and coordination for, high-impact practices such as undergraduate research and global studies. The office oversees the Research, Creative, and Scholarly Activity (RCSA) Grant Program, which awarded 150 grants to students working with faculty mentors in 2016-17. The number of grants rose to 154 awards for 2017-18. The office also administers the Student Presentation Travel Grants, which awards funding for student travel to present at academic conferences. The office made 30 travel awards in 2016-17. In addition to the grant programs, the office coordinates participation in regional and national student conferences including Oklahoma Research Day, attended by 594 UCO faculty and students in 2017, and the National Conference on Undergraduate Research (NCUR), attended by 115 UCO students and faculty in 2017. Although the office's focus is undergraduate research, the intent is grow and develop programs so that it eventually supports student activities in a range of Transformative Learning areas. Towards this goal the office has been working on collaborative projects with the Centre for Global Competency, Experiential Learning, and the Living- Learning program. (SGs 2, 3, 4, 5)
- RCSA grants/Student travel. Several colleges have established funds to assist students in presenting research and creative achievement at professional conferences. In addition, the Office

of High-Impact Practices has a Student Presentation Travel Grant program that awards up to \$500 to pay for airfare for students accepted to present their research at a scholarly conference. Students are required to submit a grant application. Each student is sponsored by a faculty mentor. (SGs 1, 2, 5, 7, 8)

- **STLR.** The *Student Transformative Learning Record* (STLR) was launched in 2014 to track student progress, assess beyond-disciplinary learning outcomes, and collect artifacts of student engagement with Transformative Learning practices. STLR continues to benefit students: Fall 2015 to Fall 2016 first-time, full-time student retention and academic achievement correlate strongly to STLR engagement, with the near elimination of the achievement and retention gaps between targeted student populations (1st-generation, low-income, underrepresented) and non-targeted populations. UCO has continued its STLR scale-up, with more than 360 faculty (f-t and adjunct) trained in STLR by summer 2016. STLR student projects continue to be funded and popular, with impressive benefits to students occurring from their STLR project work with faculty and staff outside of the classroom: one example is the Hispanic Success Initiative (HSI), which has produced fall-to-fall retention among HSI students at 90 percent compared to the national average of around 50 percent. (Inclusion of Dr. Melissa Peet’s Integrative Knowledge Portfolio Process as part of STLR activity for HSI, the Black Male Initiative, and GEARUP, has created a strong synergy that continues to amplify STLR results.) Notable during the past year has been continued expansion of STLR at other institutions adopting/adapting it to their needs: Western Carolina University, for example, adapted STLR to its co-curriculum as the focus of its SACS Quality Enhancement Plan. STLR in various forms now exists at multiple institutions in the U.S., Canada, and at one institution in New Zealand. As UCO moves forward on its 5-year Title III grant-supported implementation of STLR, the institution is on track for 100 percent deployment by September 2019. Aiding in the acceleration is yet another invitation (because of STLR) to a grant-funded project, the Quality Assurance Commons’ Essential Employability Qualities (EEQ) initiative being funded by the Lumina Foundation. This latest invitation means STLR has attracted support from the Department of Education, the Gates/Educause Breakthrough Models Incubator, the Lumina Comprehensive Student Record project, and the Lumina EEQ initiative. (SGs 1, 2, 4, 5)

**APRA Implementation**

In August 1991, the State Regents launched the Academic Planning/Resource Allocation (APRA) initiative, which was based on the principle that institutional officials would prioritize their programs and activities, and then fund higher priority activities at levels that ensured quality. In times of flat or declining budgets or financial constraints, institutions are expected to reallocate resources from lower priority activities to higher priority activities, rather than reducing quality by funding lower priority activities at the same rate as higher priority activities.

Since 1992, UCO has taken the following program actions in response to APRA:

63	Degree and/or certificate programs deleted
46	Degree and/or certificate programs added

**Program Review**

UCO offers 117 degree and/or certificate programs as follows:

7	Certificates
0	Associate in Arts or Science Degrees
3	Associate in Applied Science Degrees
67	Baccalaureate Degrees

40	Master's Degrees
0	Doctoral Degrees
0	First Professional Degrees

All of these programs were reviewed in the past five years with the exception of those programs with specialty accreditation. Programs with specialty accreditation are aligned with UCO's program review schedule as appropriate. Thus, if a professional program received a ten-year accreditation, it would not be reviewed for ten years, which is an approved exception to State Regents' policy.

**Program Development Process**

UCO's faculty developed the proposal, which was reviewed and approved by institutional officials. UCO's governing board approved delivery of the Master of Arts in Museum Studies June 22, 2017 meeting. UCO requests authorization to offer this program as outlined below.

**POLICY ISSUES:**

This action is consistent with the Academic Program Approval policy.

**ANALYSIS:**

**Master of Arts in Museum Studies**

**Program purpose.** The proposed program will provide students with the training and professional development needed for careers in museums, archives, historical organizations, national parks, corporate collections, and historic preservation programs.

**Program rationale and background.** The proposed program is currently offered as an option under the Master of Arts in History (111) and was listed on UCO's 2016-2017 Academic Plan with the intent to create a new stand-alone degree program. Over the past eight years, enrollment in the current option has more than doubled from eight students to 18 in 2015-2016. In light of the success of the current option and because Museum Studies is a distinct subfield within the discipline of History and does not share a common core with the main program, the Department of History and Geography proposes to create a stand-alone degree to better serve students and expand the program.

**Employment opportunities.** Career opportunities for graduates in Museum Studies remain strong in Oklahoma. According to Oklahoma Employment Security Commission data, the demand for Curators and Museum Technicians and Conservators is expected to increase as much as 17 percent through 2024. Local and regional demand for graduates in Museum Studies comes not only from museums such as the National Cowboy and Western Heritage Museum, the Oklahoma City National Memorial and Museum, the Oklahoma Historical Society, and the Gilcrease Museum, but also from a variety of for and non-profit organizations such as the Oklahoma Humanities Council and the Oklahoma Heritage Association. Recent graduates of the Museum Studies option have found positions at a variety of institutions, including the Oklahoma History Center, the Perot Museum of Nature and Science, and the Oklahoma Territorial Museum. Additionally, previous students enrolled in the current option have found internships throughout Oklahoma, as well as nationally and internationally, which has often led to a professional career. UCO is confident graduates will be successful finding employment.

**Student demand.** The proposed program is expected to meet the enrollment and graduation standards by the established deadline prior to final approval by the State Regents as shown in the following table.

Productivity Category	Criteria	Deadline
Minimum Enrollment of majors in the program	15	Fall 2021
Minimum Graduates from the program	5	2021-2022

**Duplication and impact on existing programs.** The proposed program may share some similar content with the following program:

Institution	Existing Program
University of Oklahoma	Master of Arts in Liberal Studies (232) with an option in Museum Studies

A system wide letter of intent was communicated by email on December 20, 2016. None of the State System institutions notified State Regents' staff of a protest to the proposed program. Due to the program currently existing as an option within the Master of Arts in History (111), approval will not constitute unnecessary duplication.

**Curriculum.** The proposed Master of Arts in Museum Studies program will consist of 33 total credit hours as shown in the following table. Three new courses will be added and the curriculum is detailed in the attachment (Attachment A).

Content Area	Credit Hours
Program Core	12
Required Courses	12
Guided Electives	3
Capstone Experience	6
<b>Total</b>	<b>33</b>

**Faculty and staff.** Existing faculty will teach the proposed program.

**Support services.** The library, facilities, and equipment are adequate for this program.

**Financing.** The proposed program will be offered on a self-supporting basis and the current tuition and fee structure will be sufficient to adequately fund the program. No additional funding is requested from the State Regents to support the program.

**Program resource requirements.** Program resource requirements for the Master of Arts in Museum Studies are shown in the following table.

A. Funding Sources	Year of Program				
	1 <sup>st</sup> Year	2 <sup>nd</sup> Year	3 <sup>rd</sup> Year	4 <sup>th</sup> Year	5 <sup>th</sup> Year
Total Resources Available from Federal Sources	\$0	\$0	\$0	\$0	\$0
Total Resources Available from Other Non-State Sources	\$0	\$0	\$0	\$0	\$0

A. Funding Sources	Year of Program				
	1 <sup>st</sup> Year	2 <sup>nd</sup> Year	3 <sup>rd</sup> Year	4 <sup>th</sup> Year	5 <sup>th</sup> Year
Existing State Resources	\$0	\$0	\$0	\$0	\$0
State Resources Available through Internal Allocation and Reallocation	\$0	\$0	\$0	\$0	\$0
Student Tuition	\$71,994	\$71,994	\$71,994	\$71,994	\$71,994
<i>Narrative/Explanation: Student tuition is based on an anticipated enrollment of 15 students in years 1 through 5. UCO estimates that students will complete 17 credits in the first year of the program and 16 credit hours in the second year of the program. Tuition for the proposed program will be \$251.80 per credit hour with \$30.53 per credit hour in fees.</i>					
<b>TOTAL</b>	<b>\$71,994</b>	<b>\$71,994</b>	<b>\$71,994</b>	<b>\$71,994</b>	<b>\$71,994</b>

B. Breakdown of Budget Expenses/Requirements	Year of Program				
	1 <sup>st</sup> Year	2 <sup>nd</sup> Year	3 <sup>rd</sup> Year	4 <sup>th</sup> Year	5 <sup>th</sup> Year
Administrative/Other Professional Staff	\$19,366	\$19,366	\$19,366	\$19,366	\$19,366
<i>Narrative/Explanation: The amounts above represent the salaries for the Director of the Laboratory of History Museum (33 percent of employee time and workload) and the department administrative assistant (10 percent of the employee time and workload).</i>					
Faculty	\$29,089	\$29,089	\$29,089	\$29,089	\$29,089
<i>Narrative/Explanation: Current faculty will be able to teach the courses required for the proposed program as part of their regular workload. The amounts above represent a percentage of the faculty salaries needed to support the proposed program.</i>					
Graduate Assistants	\$10,920	\$10,920	\$10,920	\$10,920	\$10,920
<i>Narrative/Explanation: The proposed program will continue the practice of utilizing and training graduate assistants and teaching assistants. Two graduate assistants will work with the Director of Laboratory of History Museum and Director of Museum Studies.</i>					
Student Employees	\$0	\$0	\$0	\$0	\$0
Equipment and Instructional Materials	\$1,408	\$1,408	\$1,408	\$1,408	\$1,408
<i>Narrative/Explanation: The amounts above are budgeted to provide funding for classroom materials and equipment to be used for programming and educational activities.</i>					
Library	\$0	\$0	\$0	\$0	\$0
Contractual Services	\$0	\$0	\$0	\$0	\$0
Other Support Services	\$0	\$0	\$0	\$0	\$0
Commodities	\$0	\$0	\$0	\$0	\$0
Printing	\$0	\$0	\$0	\$0	\$0
Telecommunications	\$0	\$0	\$0	\$0	\$0
Travel	\$0	\$0	\$0	\$0	\$0
Awards and Grants	\$0	0	\$0	\$0	\$0
<b>TOTAL</b>	<b>\$60,783</b>	<b>\$60,783</b>	<b>\$60,783</b>	<b>\$60,783</b>	<b>\$60,783</b>

Attachment

**UNIVERSITY OF CENTRAL OKLAHOMA  
MASTER OF ARTS IN MUSEUM STUDIES**

<b>Degree Requirements</b>		<b>Credit Hours</b>
<b>Program Core</b>		<b>12</b>
HIST 5013	Historiography	3
*HIST 5023	Graduate Colloquium	3
*HIST 5033	Graduate Readings	3
*HIST 5043	Graduate Research	3
<b>Required Courses</b>		<b>12</b>
HIST 5523	Museum Management	3
HIST 5623	Museum Theory and Practice	3
HIST 5950	Internship in Museum Studies	6
<b>Guided Electives</b>		<b>3</b>
	Any history elective or other elective must be approved by the student's advisory committee	3
<b>Capstone Experience</b>		<b>6</b>
HIST 5980 or HIST 4990	Graduate Project Thesis	6
<b>Total</b>		<b>33</b>

\*Denotes new courses



Meeting of the  
**OKLAHOMA STATE REGENTS FOR HIGHER EDUCATION**  
October 19, 2017

**AGENDA ITEM #8:**

**Program Deletions.**

**SUBJECT:** Approval of institutional requests for program deletions.

**RECOMMENDATION:**

**It is recommended that the State Regents approve the following requests for program deletions as described below.**

**BACKGROUND:**

Oklahoma State University (OSU) requests authorization to delete the program listed below:

- Certificate in Aerospace Security (472)

Seminole State College (SSC) requests authorization to delete the program listed below:

- Associate in Arts in Language Arts (209)

**POLICY ISSUES:**

These actions are consistent with the Oklahoma State Regents for Higher Education's Academic Program Review policy.

**ANALYSIS:**

OSU requests authorization to delete the Certificate in Aerospace Security (472). This program was approved at the February 12, 2009 State Regents' meeting. OSU reports:

- A lack of student interest in the program.
- There are currently no students enrolled in the program.
- No courses will be deleted.
- No funds are available for reallocation.

SSC requests authorization to delete the Associate in Arts in Language Arts (209). This program was approved prior to 1990. SSC reports:

- The proposed deletion is due to low enrollment and graduates in the program.
- There are currently 12 students enrolled with an expected graduation date of Spring 2019.
- All major courses needed by the program will still be offered.
- No courses will be deleted.
- No funds are available for reallocation.



Meeting of the  
**OKLAHOMA STATE REGENTS FOR HIGHER EDUCATION**  
October 19, 2017

**AGENDA ITEM #9:**

**Oklahoma's Promise.**

**SUBJECT:** FY2019 Official Funding Estimate for the Oklahoma's Promise Scholarship Program.

**RECOMMENDATION:**

**It is recommended that the State Regents provide to the State Board of Equalization a funding estimate of \$76.8 million for the Oklahoma's Promise scholarship program for fiscal year 2019.**

**BACKGROUND:**

Oklahoma's Promise was created by the Oklahoma Legislature in 1992. The program is designed to increase the education attainment level of Oklahoma's population by providing an incentive for more students to aspire for college, prepare themselves academically in high school, and ultimately earn college degrees.

Students from families with incomes of \$55,000 or less must enroll in the program in the 8th, 9th, or 10th grade. To earn the scholarship, students must complete a 17-course college preparatory curriculum, achieve at least a 2.50 GPA in the required core curriculum and a 2.50 GPA overall, attend school regularly, and refrain from drug abuse or delinquent acts. When the student begins college, a second family income check is required; the family income may not have increased to more than \$100,000. Students completing the requirements qualify for a scholarship equal to public college tuition. To retain the scholarship in college, students must meet certain GPA, conduct and academic progress requirements.

During the 2007 session, the Oklahoma Legislature passed SB 820 providing a dedicated funding source to ensure full and stable financial support for the program. The implementation of a dedicated funding source for the Oklahoma's Promise program was a long-standing legislative goal of the State Regents.

By statute, the State Regents must provide a funding estimate to the State Board of Equalization no later than November 1 of each year. The funding estimate is for the fiscal year that begins the following July 1. The seven-member State Board of Equalization is comprised of the Governor, Lieutenant Governor, State Auditor and Inspector, State Treasurer, Attorney General, Superintendent of Public Instruction, and the President of the Board of Agriculture. The Board is responsible for certifying the total amount of funds that the Legislature can appropriate from the state's General Revenue Fund. The Board also has the responsibility to determine the amount of revenue necessary to fund the Oklahoma's Promise scholarships and subtract that amount from the total funds available for appropriation from the General Revenue Fund.

**POLICY ISSUES:**

The Oklahoma's Promise program plays an important role in the State Regents' goal to increase the proportion of Oklahoma's population earning a college degree, including the specific targets set by the Complete College America initiative supported by Governor Mary Fallin.

## **ANALYSIS:**

### 2018-2019 Funding Estimate

Based on current data and projections, the funding estimate for the Oklahoma's Promise program in 2018-2019 is \$76.8 million. The number of students expected to receive an Oklahoma's Promise award in 2018-2019 is about 18,000.

Factors taken into consideration to calculate the estimate include:

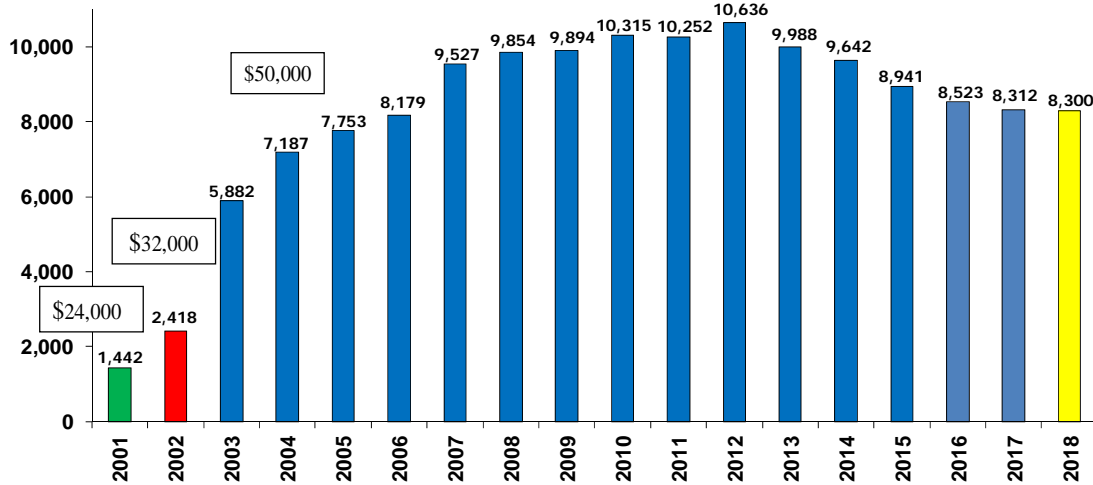
- enrollment rates of 8<sup>th</sup>, 9<sup>th</sup>, and 10<sup>th</sup> grade students in the program
- the rate at which Oklahoma's Promise students complete the high school requirements to be eligible for the scholarship
- high school-to-college-going rates
- student enrollment patterns at colleges in Oklahoma
- their persistence/award-retention rates in college
- the number of college semester credit hours in which students enroll
- the tuition rates at each institution
- estimated tuition increases
- changes in institutional tuition policy such as flat-rate tuition structure

### High School Student Enrollment in Oklahoma's Promise

The number of Oklahoma's Promise students enrolling in the program has been declining gradually since 2012. However, the rate of decline has lessened in the past two years. The 2018 high school graduating class is projected to be about the same as the 2017 graduating class at 8,300.



## OKPromise High School Enrollment (By High School Graduation Year)



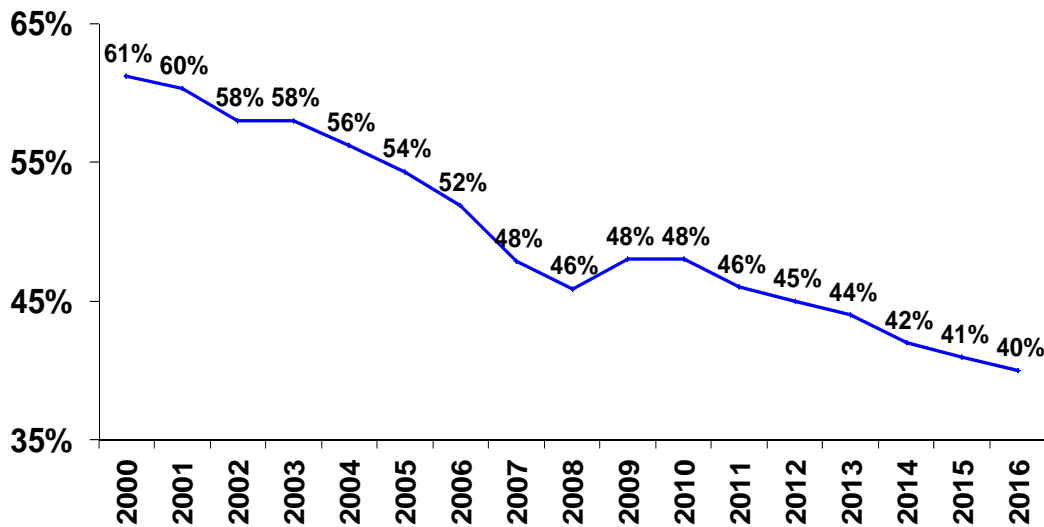
As of 10/4/17

### Oklahoma Family Income Data

The income limit for participation in Oklahoma’s Promise was set at \$50,000 in 2000. From 2000 to 2016 the estimated percentage of Oklahoma families eligible to participate in the program declined from sixty-one percent in 2000 to forty percent in 2016. However, in 2017 the Oklahoma Legislature acted to increase the income limit to \$55,000 for students applying in 2017-2018. The Legislature also modified the statutory definition of “income” from “taxable and nontaxable income” to “federal adjusted gross income.” These two changes are estimated to increase the percentage of Oklahoma families eligible to participate in the program from forty percent to forty-five percent.



## Estimated Percent of Oklahoma Families with Total Income Under \$50,000



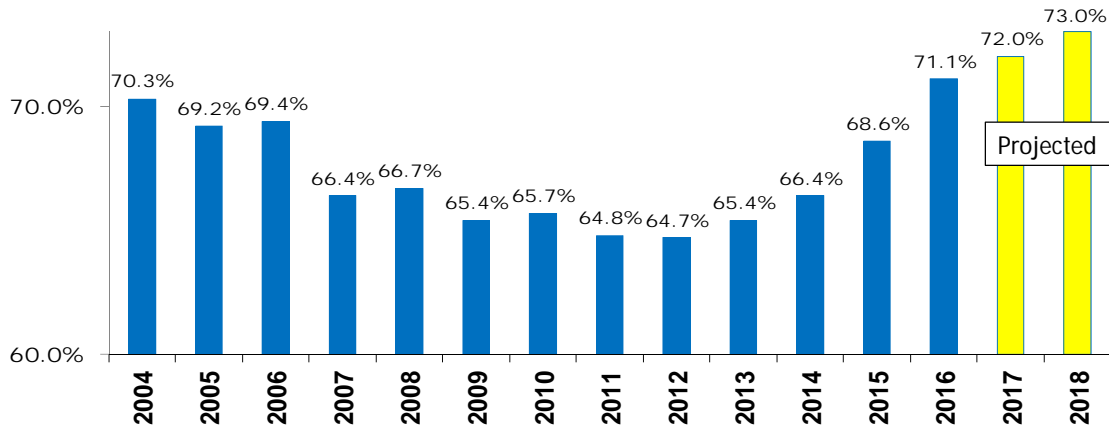
Source: US Census Bureau, 2000 Census, American Community Survey-2001-2016

### Program Completion Rates of Oklahoma's Promise Students

Over the past four years the percentage of those enrolled students who successfully complete the program's high school requirements to be eligible for the scholarship has been increasing significantly. About seventy-two percent of Oklahoma's Promise students enrolled in the high school graduating class of 2017 are projected to complete the program requirements. The increased completion rate means that about 450 more 2017 graduates will receive the scholarship than would have if the completion rate had remained at sixty-five percent. It is projected that the completion rate will reach seventy-three percent for the class of 2018.



## High School Requirement Completion Rates (by grad year)



As of 10/4/17

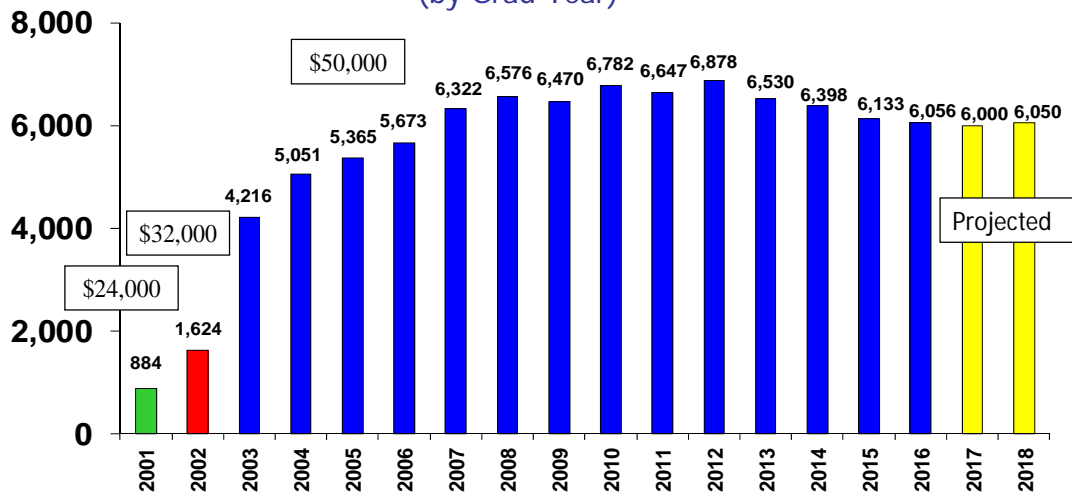
Number of High School Students Completing the Program Requirements

Due to their increasing success in high school, the number of Oklahoma’s Promise students meeting the requirements to be eligible for the scholarship is expected to increase slightly for the graduating class of 2018.



## High School Students Completing OKPromise Requirements

(by Grad Year)

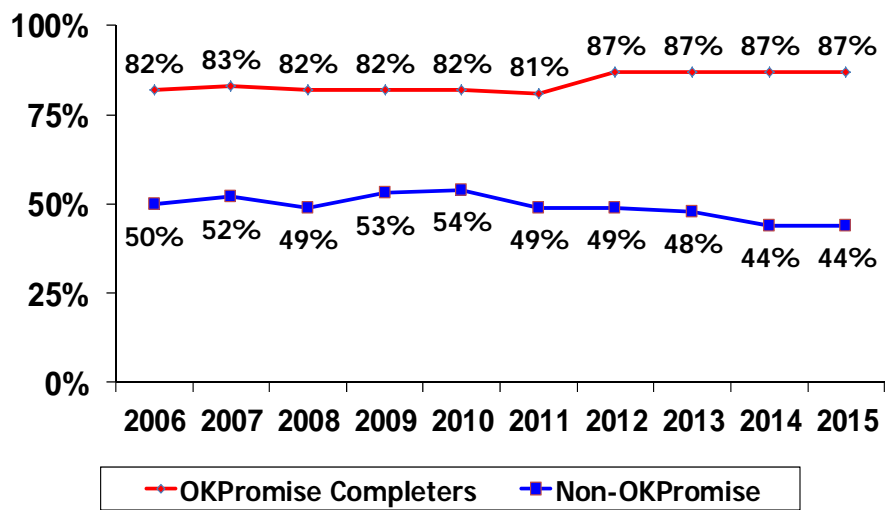


As of 10/4/17

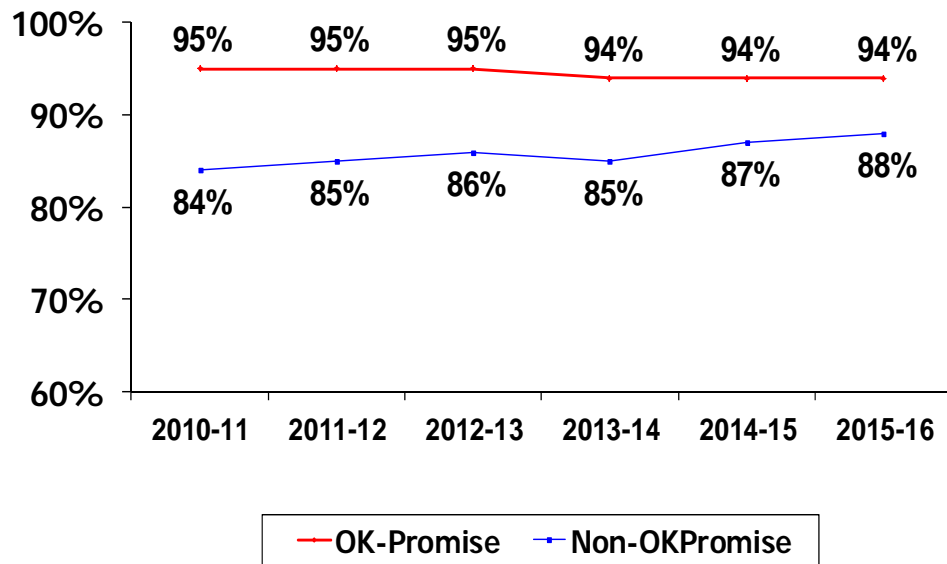




## College-Going Rates

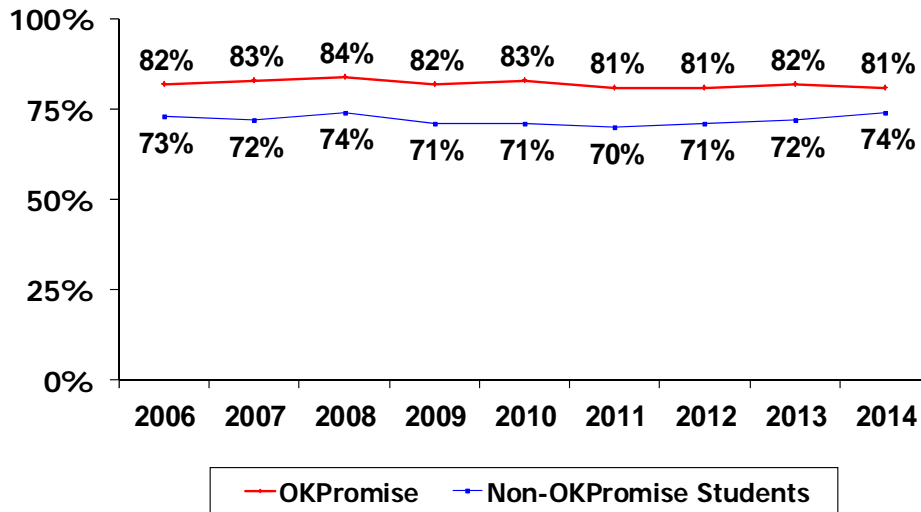


## Full-Time College Enrollment



First-time entering students enrolled full-time in fall or spring semester

## College Freshman to Sophomore Persistence Rates

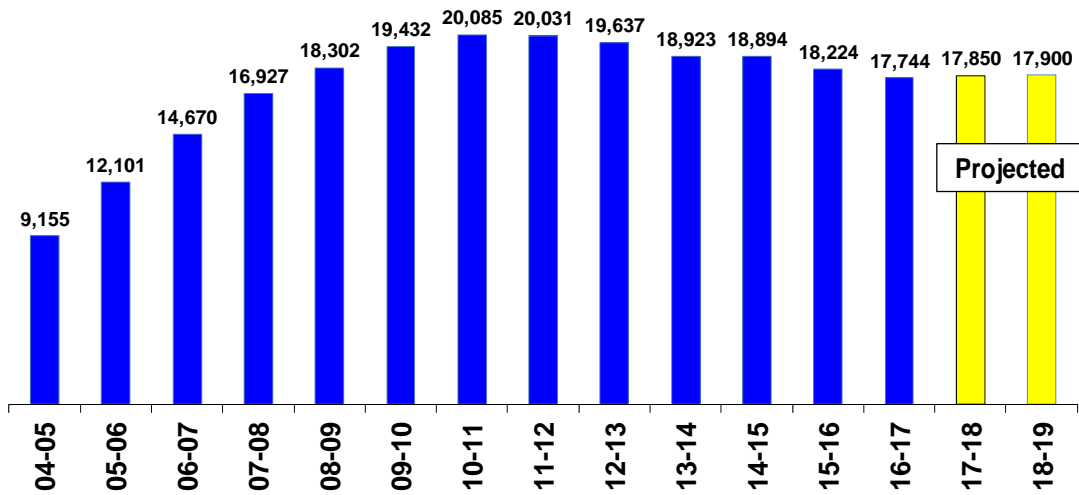


Projected Scholarship Recipients

The projected number of scholarship recipients in 2018-2019 is expected to remain roughly the same as 2017-2018.



## Scholarship Recipients



As of 10/4/17

Sources of Funding and Year End Trust Fund Balances

As shown below, for the four fiscal years from FY2013 through FY2016, amounts totaling \$18.4 million were budgeted from the program's trust fund balance for scholarship expenditures. Beginning in FY2017, the trust fund no longer has a balance sufficient to be budgeted for scholarship expenses.

**Oklahoma's Promise**  
**Funding Sources / Year End Trust Fund Balances**

	<u>Funding Estimate</u>	<u>From General Revenue</u>	<u>Budgeted From Trust Fund</u>	<u>June 30 Trust Fund Balance</u>
FY'2011	\$57,000,000	\$57,000,000		\$15,626,849
FY'2012	\$63,200,000	\$63,200,000		\$20,121,256
FY'2013	\$63,000,000	\$57,000,000	\$6,000,000	\$19,852,259
FY'2014	\$62,700,000	\$57,000,000	\$5,700,000	\$12,400,074
FY'2015	\$61,000,000	\$57,000,000	\$4,000,000	\$4,910,968
FY'2016	\$61,700,000	\$59,000,000	\$2,700,000	\$649,223
FY'2017	\$67,800,000	\$67,800,000	\$0	\$521,449
FY'2018 estimate	\$74,300,000	\$74,300,000	\$0	
FY'2019 estimate	\$76,800,000	\$76,800,000	\$0	
		Total Budgeted From Trust Fund	\$18,400,000	



Meeting of the  
**OKLAHOMA STATE REGENTS FOR HIGHER EDUCATION**  
October 19, 2017

**AGENDA ITEM #10:**

**Master Lease.**

**SUBJECT:** Approval of listing of equipment projects for submission to the Council of Bond Oversight for 2017D Equipment Program.

**RECOMMENDATION:**

**It is recommended that the State Regents authorize for submission to the Council of Bond Oversight the 2017D Equipment Master Lease Series. The total projects from one institution totaling approximately \$1.1 million.**

**BACKGROUND:**

The Oklahoma State Legislature approved in May 1999, Senate Bill 151, which authorized the State Regents to establish a master lease program. State System entities may enter into lease agreements for projects having a project value of \$50,000 up to a maximum of \$10 million. The terms of the lease agreements will vary by the useful life of the equipment purchases.

The State Regents' office works in conjunction with the Oklahoma Development Finance Authority (ODFA) to administer this program with each institutional lease purchase agreement submitted to the Council of Bond Oversight for approval. The institutional governing boards will have given prior approval of all equipment purchases submitted under this program.

**POLICY ISSUES:**

Recommendation is consistent with current State Regents' policy.

**ANALYSIS:**

The Master Lease Purchase Program provides the State System entities a method of financing major personal property acquisitions at significant efficiencies from both financing aspects and administration. This program is designed to provide flexibility in acquiring new capital equipment by allowing lease purchase payments or debt service payments to be made on a monthly basis from current capital and operating funds. Individual sub-lease agreements will be entered into with each participating institution and the State Regents, under the terms of the Master Lease Purchase Agreement. The institution's fee structure shall be based on the individualized purchase package and interest rates available on the day of bond pricing.

The fourth series for 2017 includes one system institution with an estimated total of \$1.1 million in new equipment purchases and upgrades. The University will use Section 13 and New College funds to pay for the debt service. This project will be combined with two refunding projects from the previous 2007C Equipment issuance that will result in savings in interest expense for those projects. The following table summarizes this series of new project totals by institution.

<b>Institution</b>	<b>Total Amount to be Financed in This Issue</b>
Oklahoma Panhandle State University	\$1,100,000
Total for this issue	\$1,100,000



**OKLAHOMA STATE REGENTS FOR HIGHER EDUCATION  
 MASTER LEASE-PURCHASE DETAILED LISTING  
 Fiscal Year 2018**

Name of Institution: Oklahoma Panhandle State University										
Item #	State Regents' Campus Master Plan Project #	Description--Be Specific (i.e., size, model, series)	Estimated Cost	Number of Years you wish to finance the debt service	Estimated Date Funding Needed mm/dd	Estimated Useful Life in Years	Estimated Replacement Strategy Life* in Years	Will a Third Party Benefit Economically by use of this Equipment (i.e. Taxable Third Party such as For-Profit Entity)	Point of Contact (Name and Phone Number)	Remarks
1	11	Turfing multiuse athletic field	\$1,100,000	12.00	11/15/2017	12	12	No	Benny Dain 580-349-1564	
2										
3										
4										
5										
6										
7										
8										
9										
10										
11										
12										
13										
14										
15										
<b>Total (Subtotal if multiple sheets)</b>			\$1,100,000							

\* If the requested capital lease item is part of an ongoing replacement program within the institution, provide how often such equipment is replaced.

Please return your survey to [smauck@osrhe.edu](mailto:smauck@osrhe.edu) or by fax to 405-225-9230.



Meeting of the  
**OKLAHOMA STATE REGENTS FOR HIGHER EDUCATION**  
October 19, 2017

**AGENDA ITEM #11:**

**Endowment.**

**SUBJECT:** Approval of June 30, 2017 market values, distribution schedules and reports.

**RECOMMENDATION:**

**It is recommended that the State Regents approve a distribution of 4.5 percent of the June 30 market value totaling to the amount of \$24.07 million for fiscal year 2017, and \$11.16 million for prior years' carryover-- totaling approximately \$35.23 million-- for institutional expenditure from eligible Endowment Trust Fund accounts and approve the corresponding account reports for the year-ended June 30, 2017.**

**BACKGROUND:**

With the allocation at the May 29, 2017 meeting, the State Regents have allocated a total of approximately \$417.5 million to the Endowment Trust Fund for chairs, professorships and lectureships and from state appropriations since inception of the program in 1988. The last several years' allocations are dedicated to bond debt service with the exception of the one-time transfer in FY2012 of 146.9 million from the EDGE Trust. The 2008 legislature increased the debt service for endowed chairs bonding authority by \$4,899,645. The current total allocation of \$11.5 million in state appropriations.

These allocations are to support the establishment of faculty chairs and professorships and for related activities to maintain the quality of instruction and research at colleges and universities in the State System. State Regents have also allocated \$30 million for the Langston University Endowment since 1999 and have completed the commitment with the FY2015 allocation. In addition to state funding, the trust fund contains some private matching funds and unrestricted gifts.

In September 2003, the endowment distribution policy was revised to allow for 4.5 percent of the three-year average market value at June 30 to be available for distribution. This revision became effective with the FY04 distribution. Also, included for the eighth year is the available distribution for the Langston University Endowment. It has been a long-standing practice that our distribution approval has included previous year's carryover funds. This item includes only one-half of those funds for available distribution for FY2018, as the earnings of the trust aren't sufficient to continue this practice at the full amount of the undrawn, cumulative carryover.

**POLICY ISSUES:**

Investments for the Endowment Trust Fund have been made in compliance with the State Regents' investment policy and relevant State Statutes.

**STAFF ANALYSIS:**

The market value of the trust fund was \$711.4 million, as of June 30, 2017. In FY17, the fund posted a gain of approximately 11.7 percent, in unitized asset value.

The State Regents' current investment policy provides that "the investment committee shall determine the distribution...The distribution will not necessarily be equivalent to actual earnings during the year, but to maintain a distribution rate from year to year that, as a goal, will approximate 4.5 percent of the asset values based on an average of the past three years for the endowment trust fund." The attached distribution schedule reflects the distribution available for each eligible Endowment Trust Fund account and is presented for approval.

OKLAHOMA STATE REGENTS' ENDOWMENT TRUST FUND--2017 DISTRIBUTION SCHEDULE

Account	Account Balance 6/30/17	Account Balance 6/30/16	Account Balance 6/30/15	Three-year Average Mkt. Value	# Qtrs	FY17 Available Distribution	FY16 Carryover	Total Available Distribution	Distribution Requested
<b>University of Oklahoma</b>									
760001 David A. Burr Chair in Letters	887,926.12	829,706.65	750,454.25	822,696.67	4	37,021.31	(0.11)	37,021	
760002 Helen Robson Walton Centennial Chair in Marketing Strategy	931,440.33	833,909.78	842,741.61	869,363.97	4	39,121.36	29,482.96	68,604	
760003 Paterbaugh Chair in American Enterprise	370,743.22	348,171.93	369,939.85	362,961.67	4	16,882.89	0.16	16,883	
760004 Hitachi Ltd. Chair in Computer Science	741,465.14	696,324.80	739,859.43	725,853.12	4	32,654.74	(0.14)	32,655	
760005 Asahi Glass Company Chair in Chemical Engineering	741,395.40	696,259.46	739,790.22	735,816.02	4	32,801.68	(0.20)	32,801	
760008 Grace B. Kerr Centennial Chair - Chemistry and Biochemistry (Public)	709,286.52	669,186.15	827,873.68	736,448.88	4	33,036.30	(0.09)	33,036	
760007 Grace B. Kerr Centennial Chair - Chemistry and Biochemistry (Private)	719,915.35	679,213.70	846,279.12	746,489.39	4	33,691.19	(0.06)	33,691	
760008 Eberly Family Chair in Geology and Geophysics	695,744.57	653,387.45	694,237.63	681,123.21	4	30,660.64	(0.01)	30,661	
760009 Eberly Family Chair in Petroleum & Geological Engineering	695,845.93	653,483.04	694,339.19	681,222.72	4	30,666.02	(0.20)	30,666	
760010 G.T. and Libby Blankenship Chair in the History of Liberty (formerly Freed	1,012,516.38	950,874.17	1,010,323.40	991,237.98	4	44,606.71	(0.06)	44,606	
760011 Henry Bellin on Chair in Public Service	399,739.85	326,282.44	348,189.14	368,070.48	4	16,113.17	(0.06)	16,113	
760012 Charles and Peggy Stephenson Chair in Petroleum Engineering	679,758.89	653,019.59	659,935.64	664,238.04	4	29,890.71	0.16	29,891	
760013 Benjamin H. Perkinson Chair in Aerospace & Mechanical Engineering	135,432.72	127,187.64	135,139.50	132,686.62	4	6,966.40	(0.06)	6,966	
760014 Robert Edwards Lowry Chair in Meteorology	677,836.16	636,569.39	676,368.09	668,691.21	4	29,981.60	(0.06)	29,982	
760015 Fenslon Beerside Law Dean's Chair	453,023.94	425,443.70	452,042.69	448,603.41	4	19,967.66	(0.04)	19,968	
760018 John A. & Dornie Brock Chair in Energy Economics and Policy	647,832.71	608,392.45	646,431.36	634,213.84	4	28,639.85	0.06	28,640	
760017 Schusterman/Lowry Chair in Judaic History	964,459.98	905,743.00	962,370.60	944,191.19	4	42,488.60	0.18	42,489	
760018 L. A. Comp. Chair in Aerospace and Mechanical Engineering	1,096,195.08	1,029,458.59	1,093,821.00	1,078,168.22	4	48,292.12	(0.09)	48,292	
760019 William J. Crowe, Jr. Chair in Geopolitics	1,301,586.05	1,222,344.94	1,298,766.68	1,274,282.66	4	67,940.47	0.06	67,941	
760020 Edward Lamb McCollough Chair in Geology and Geophysics	1,383,620.17	1,238,741.87	1,316,188.75	1,312,860.28	4	69,078.28	29,870.47	88,949	
760021 J.C. Penney Company Chair in Business Leadership	2,308,327.01	2,167,795.87	2,303,327.76	2,259,816.88	4	101,691.76	(0.24)	101,692	
760022 McCasland Chair in Petroleum Engineering	1,284,878.40	1,266,654.18	1,282,094.91	1,267,876.88	4	66,604.41	0.22	66,605	
760023 Gene and Elaine Edwards Family Chair in Law	475,045.17	425,443.71	452,042.70	450,849.85	4	20,287.97	10,186.46	30,474	
760024 George L. Cross Chair in Botany & Microbiology	683,626.22	642,006.73	682,145.37	669,269.44	4	30,116.87	0.06	30,117	
760025 Floyd & Martha Morris Chair in Law	830,935.41	790,346.93	829,130.49	815,470.94	4	36,006.19	(0.01)	36,006	
760028 Paul H. and Doris Eaton Travis Chair in Modern American History	863,618.63	811,941.10	861,747.88	846,469.20	4	38,046.11	0.06	38,046	
760027 Sun Company Chair in Civil Engineering & Environmental Science (former	243,087.72	228,288.77	242,561.52	237,979.33	4	10,709.07	(0.16)	10,709	
760028 Rainbolt Chair in Finance (12/14/95)	568,525.51	533,913.41	567,293.99	566,677.69	4	26,046.99	0.06	26,046	
760029 Rath Chair in Strategic Management	1,002,846.98	941,793.39	1,000,674.87	981,771.76	4	44,179.79	(0.02)	44,180	
760030 Rath Chair in Accounting	737,274.75	660,125.08	667,116.39	688,178.74	4	30,968.04	28,209.99	64,178	
760031 Charles B. Jr. & Jean Smith Chair in Electrical & Computer Engineering	610,671.54	573,493.74	609,348.91	607,888.06	4	26,902.71	(0.08)	26,903	
760032 Kenneth E. McAfee Chair in Law	390,866.43	367,070.62	390,020.43	382,662.49	4	17,219.36	(0.11)	17,219	
760033 Carol Elizabeth Young Chair in Honors	936,490.67	870,600.26	945,392.14	817,494.36	4	36,787.26	(0.16)	36,787	
760034 Tilley Chair in Electrical Engineering	537,563.37	504,836.55	536,399.24	526,266.39	4	23,681.99	(0.10)	23,682	
760035 James G. Harlow, Jr. Chair in Bus. Ethics and Community Service	591,188.05	555,196.82	589,908.05	678,764.30	4	28,044.39	(0.23)	28,044	
760038 Charles Marion Russell Memorial Chair	678,397.62	637,096.26	676,927.91	664,140.60	4	29,806.53	0.16	29,807	
760037 Michael F. Price Chair #1	1,779,334.44	1,671,008.15	1,775,490.58	1,741,941.06	4	78,381.26	(0.06)	78,381	
760038 Bruce Alvarado Goff Chair in Creative Architecture	443,244.31	416,259.47	442,284.27	430,929.96	4	19,626.82	(0.01)	19,627	
760039 Anadarko (formerly Kerr-McGee) Centennial Professorship of Geology	393,289.45	369,360.89	392,774.50	386,141.61	4	17,331.37	(0.20)	17,331	
760040 Anadarko (formerly Kerr-McGee) Cent Professorship of Petroleum Enginee	431,730.24	388,523.95	390,617.57	402,967.25	4	18,139.08	18,690.18	31,728	
760041 Siegfried Centennial Chair of Marketing and Supply Chain Management (y	659,139.58	619,010.87	657,711.80	646,287.42	4	29,087.93	0.06	29,088	
760042 McMahon Centennial Professorship of News Communication	300,264.87	366,504.95	389,419.06	382,062.96	4	17,192.83	0.24	17,193	
760043 Earl Sosed Professorship of Law	306,434.37	287,789.46	306,032.30	300,086.38	4	13,603.84	0.24	13,604	
760044 Conoco/Dupont Centennial Professorship of Chemical Engineering	343,228.41	322,332.40	342,484.81	336,015.21	4	16,120.68	0.08	16,121	
760045 KPMG Peat Marwick Centennial Professorship of Accounting	345,299.01	324,563.60	342,554.45	344,139.02	4	16,486.28	0.04	16,486	
760046 C.M. Sheppence Centennial Professorship of Chemical Engineering and M	344,943.44	323,943.34	344,196.47	337,694.42	4	16,136.26	(0.08)	16,136	
760047 O&B Professorship of Electrical Engineering	375,849.01	352,967.61	373,036.35	367,960.99	4	18,687.79	(0.06)	18,688	
760048 ATT (formerly SW Bell Foundation )Chair of Engineering (upgraded)	789,939.56	741,847.64	788,225.62	773,857.60	4	34,800.19	(0.21)	34,800	
760049 Lech Centennial Chair in Mechanical Engineering (upgraded)	582,783.59	547,303.68	581,521.44	570,636.24	4	26,674.13	(0.07)	26,674	
760050 McCasland Foundation Professorship of American Free Enterprise	413,571.90	388,430.20	413,402.44	406,134.64	4	18,231.07	(0.16)	18,231	
760051 Joe & Robert E. Klabuska Chair of Geology and Geophysics (upgraded)	415,331.20	371,842.04	395,122.23	394,098.49	4	17,734.43	8,971.62	26,706	
760052 C. E. Page Professorship of Aviation/Aerospace Studies	337,084.89	316,567.98	336,373.17	330,006.68	4	14,660.39	(0.10)	14,660	
760053 John Saxton Chair in Ancient History (upgraded)	585,727.16	550,067.74	584,458.30	679,417.73	4	26,803.80	0.09	26,804	
760054 John F.Y. Stambaugh Centennial Professorship in Accounting	398,938.40	399,814.37	404,048.75	400,983.84	4	18,042.02	12,870.60	30,913	
760055 Unocal Centennial Professorship of Engineering and Geosciences	319,762.45	301,709.67	374,091.92	381,864.68	4	14,983.46	0.21	14,984	
760056 Genia R. Watson Centennial Chair in Law (upgraded)	653,227.36	608,931.81	629,180.03	629,180.03	4	28,513.10	18,700.28	42,013	
760057 MAFCO Professorship of Environmental Quality	325,195.75	305,586.04	324,691.45	316,657.76	4	14,536.10	(0.24)	14,536	
760058 Floyd and Irma Cabrett Chair in Law and Liberty (upgraded)	344,347.54	323,383.70	343,601.45	337,110.90	4	16,169.99	(0.11)	16,170	
760059 Jeanne Hoffman Smith Professorship of Film & Video Studies	392,268.85	368,387.16	391,418.94	384,024.98	4	17,381.12	0.12	17,381	

OKLAHOMA STATE REGENTS' ENDOWMENT TRUST FUND--2017 DISTRIBUTION SCHEDULE

Account	Account Balance 6/30/17	Account Balance 6/30/16	Account Balance 6/30/15	Three-year Average Mkrt. Value	# Qrts	FY17 Available Distribution	FY16 Carryover	Total Available Distribution	Distribution Requested
760060 Engleman/Livermore Professorship of Community Journalism	329,977.74	309,888.57	329,263.01	823,043.11	4	14,636.94	0.02	14,637	
760061 Dolores K. & Walter Neustadt, Jr. Professorship of Comparative Literature	333,975.73	313,643.09	333,252.25	826,967.02	4	14,713.07	0.06	14,719	
760062 Ruth Verne Davis Reaugh Professorship of Music	304,089.00	285,574.52	303,425.32	297,696.28	4	13,896.38	(0.16)	13,896	
760063 Welcome D. Pierson & W. Dever Pierson Professorship of Law	324,068.21	304,328.79	323,355.61	317,260.87	4	14,276.29	4.96	14,281	
760064 Coca Cola Professorship of Native American Studies	233,423.17	219,401.03	233,318.70	228,714.90	4	10,292.14	0.10	10,292	
760065 John W. Jr. & Barbara J. Branch Prof. of Accounting (12/15/95)	288,424.49	273,296.01	375,947.35	312,656.96	4	14,056.02	(0.07)	14,056	
760066 Morris E. Timman Professorship of Engineering	278,568.25	261,609.28	277,965.25	275,714.26	4	12,272.14	(0.17)	12,272	
760067 Reach for Excellence Professorship of Honors #1	281,310.45	267,338.16	290,995.10	273,881.24	4	12,694.66	104.70	12,699	
760068 Reach for Excellence Professorship of Honors #2	278,221.92	261,283.73	277,619.35	272,876.00	4	12,266.88	(0.02)	12,267	
760069 Judge Haskell A. Holloman Professorship of Law	283,916.11	266,631.35	283,301.30	277,949.69	4	12,607.73	(0.07)	12,608	
760070 Ruby K. Powell Professorship of Marketing	248,698.82	233,258.13	248,160.37	243,472.44	4	10,966.26	(0.08)	10,966	
760071 Lissa and Cy Wagner Professorship of Geology and Geophysics	246,532.10	232,631.50	289,013.00	260,068.87	4	11,622.66	0.16	11,623	
760072 W.F. Wood Professorship of Management Information Systems	201,375.44	189,115.16	200,938.75	197,148.11	4	8,871.44	0.24	8,872	
760073 Michael F. Price Student Investment Fund Professorship	222,406.77	208,866.55	221,925.01	217,732.77	4	9,797.97	0.02	9,798	
760074 Reach for Excellence Professorship of Honors #3	206,410.89	193,944.96	205,964.26	202,073.37	4	9,093.30	(0.21)	9,093	
760075 Hugh Roff Professorship of Law	274,684.48	256,485.11	226,021.80	262,387.13	4	11,967.87	0.21	11,968	
760076 Sam A. Wilson Professorship of Chemical Engineering	282,259.92	265,942.21	281,496.86	276,266.99	4	12,481.97	0.06	12,482	
760077 Reach for Excellence Professorship of Honors #4	232,543.99	218,386.50	232,040.15	227,666.88	4	10,244.66	0.07	10,245	
760078 Charles E. Foster Chair in Aerospace & Mechanical Engineering (upgraded)	413,626.49	388,445.20	412,731.03	404,934.24	4	18,222.04	(0.21)	18,222	
760079 Dale Looper Chair in Accounting	589,186.74	553,317.00	587,910.72	676,804.82	4	26,966.22	(0.05)	26,966	
760080 W. Ross Johnston Chair in Finance	555,835.91	521,596.09	554,631.60	544,164.64	4	24,486.96	0.18	24,487	
760081 Edward L. & Thelma Gaylord Chair of Journalism & Mass Media (upgrade)	679,407.28	647,027.14	705,943.73	677,469.88	4	30,486.67	0.02	30,486	
760082 Martin G. Miller Chair in Petroleum & Geological Engineering	735,718.16	690,927.01	734,124.18	730,266.46	4	32,411.54	0.20	32,412	
760083 Case-Hooper Professorship of Zoology	265,860.23	249,677.40	265,322.64	260,288.76	4	11,712.90	0.06	11,713	
760084 Rudolph C. Bambas Professorship of English	321,013.44	298,847.48	324,920.09	284,927.00	4	12,821.72	0.06	12,822	
760085 Glen McLaughlin Chair of Business Ethics	466,144.53	437,765.36	465,134.52	465,348.20	4	20,836.67	0.06	20,836	
760086 John W. and Mary D. Nichols Chair in Dance (upgraded)	526,503.08	494,449.55	525,362.83	616,456.49	4	23,194.73	(0.05)	23,194	
760087 Reach for Excellence Professorship of Honors #5	222,434.95	208,892.75	221,954.85	217,760.19	4	9,799.21	0.14	9,799	
760088 Reach for Excellence Professorship of Honors #6	221,141.82	207,678.69	220,665.10	216,494.61	4	9,742.26	(0.12)	9,742	
760089 Reach for Excellence Professorship of Honors #7	231,901.82	231,812.62	265,506.12	248,073.62	4	10,988.81	41.40	10,989	
760090 Alumni Professorship of Petroleum and Geological Engineering	219,781.14	206,400.69	219,304.97	216,162.26	4	9,882.30	0.06	9,882	
760091 Mavis C. Pitman Professorship of Music History	263,952.24	247,883.07	263,380.88	258,405.40	4	11,828.24	(0.16)	11,828	
760092 Michael F. Price Chair in International Business #1	977,106.74	958,536.45	968,688.19	968,110.46	4	43,694.97	21,294.16	64,869	
760093 Michael F. Price Professorship of Finance	219,070.95	205,985.51	232,344.04	219,133.60	4	9,861.01	(0.07)	9,861	
760094 Lester Wilkinson Chair of Engineering (upgraded)	422,660.48	396,929.05	421,745.30	413,778.28	4	18,820.02	(0.18)	18,820	
760095 A. Elaine Inel, Jr. Professorship of Architecture	196,502.80	184,539.83	196,077.60	192,373.41	4	8,666.80	(0.06)	8,667	
760096 Thomas Sherman Grant and Lizzie Lou Oter Grant Chair in Music	453,313.99	427,594.69	454,328.16	446,746.62	4	20,068.66	(0.17)	20,068	
760097 Zarrow Chair in Learning Enrichment	433,253.85	406,877.70	432,315.94	424,149.16	4	19,036.71	(0.23)	19,036	
760098 Francis W. Winn Chair of Chemical Biological & Materials Engineering	606,555.59	569,628.77	605,342.30	603,808.69	4	26,721.40	(0.23)	26,721	
760099 Francis W. Winn Professorship in Chemical, Biological, and Materials Engi	216,627.46	203,438.85	216,157.97	212,074.76	4	9,643.96	0.19	9,643	
760100 The Mewbourne Chair in Petroleum Engineering #1	519,981.71	488,344.90	519,316.54	609,214.38	4	22,914.66	0.21	22,914	
760101 Reach for Excellence Professorship of Honors #8	272,515.44	261,399.53	255,014.38	262,976.45	4	11,839.94	402.28	12,296	
760102 Michael F. Price Chair #2	1,894,388.01	1,779,057.32	1,890,285.05	1,854,676.79	4	83,466.96	(0.11)	83,466	
760103 Michael F. Price Chair in International Business #2	938,045.47	880,938.88	936,025.27	918,336.64	4	41,326.14	0.09	41,326	
760104 Victor E. Monnett Chair in Energy Resources	354,798.68	333,198.24	354,029.99	347,842.31	4	16,680.40	0.09	16,680	
760105 Herman George Kaiser Chair of International Law (upgraded)	529,391.61	497,162.39	528,245.29	618,266.43	4	23,821.99	(0.16)	23,822	
760106 Hudson Family Professorship in History	0.00	242,874.61	510,005.56	280,960.08	4	-	-	-	
760107 Judge Fred Daugherty Chair in Law	504,563.50	473,845.33	503,470.43	493,959.76	4	22,328.19	0.09	22,328	
760108 J.K. Momi Professorship in Psychology	309,950.07	288,458.54	353,475.91	383,638.17	4	12,763.27	(0.22)	12,763	
760109 Reach for Excellence Professorship of Honors #9	260,624.92	243,997.39	235,301.54	246,641.28	4	11,038.86	0.16	11,039	
760110 Reach for Excellence Professorship of Honors #10	311,146.82	290,179.47	235,863.56	279,063.28	4	12,667.86	132.07	12,699	
760111 Irene and Julian Rothbaum Professorship of History	260,812.22	244,927.65	260,136.67	256,292.18	4	11,488.16	(0.03)	11,488	
760112 R. W. Dick Moore Chair of Finance and Econ. Dev. (upgraded)	608,788.74	545,042.72	550,815.20	668,215.65	4	26,669.70	26,098.09	60,868	
760113 John A. Myers Professorship	252,281.76	236,922.67	251,735.22	246,979.88	4	11,114.09	0.06	11,114	
760114 The Mewbourne Chair in Petroleum Engineering #3 (formerly listed as Via	857,720.97	805,514.22	855,908.94	839,714.71	4	37,787.16	0.21	37,787	
760115 Tom and Mary Dugan Professorship of Engineering	252,281.76	236,922.67	251,735.22	246,979.88	4	11,114.09	0.06	11,114	
760116 William J. Alley Professorship of Law	286,877.74	273,366.68	276,261.87	278,896.43	4	12,647.69	1,072.07	13,820	
760117 Michael Price Chair #3	2,077,832.42	1,931,335.15	2,073,343.45	2,034,170.34	4	91,637.67	0.17	91,638	
760118 ConocoPhillips Petroleum Professorship of Arabic Language, Literature &	297,054.11	278,969.48	296,410.81	290,811.47	4	13,066.62	(0.06)	13,066	
760119 The Mewbourne Chair in Petroleum Engineering #4 (formerly listed as #3)	863,270.06	829,313.24	838,096.39	843,669.90	4	37,960.20	(0.21)	37,960	
760120 W. Edwin Bryan, Jr. Professorship of Architecture	288,429.75	258,228.39	286,165.79	277,607.98	4	12,492.86	18,923.01	26,416	

OKLAHOMA STATE REGENTS' ENDOWMENT TRUST FUND--2017 DISTRIBUTION SCHEDULE

Account	Account Balance 6/30/17	Account Balances		Three-year Average		FY17 Available Distribution	FY16 Carryover	Total Available Distribution	Distribution Requested
		6/30/16	Account Balance 6/30/15	Mrkt. Value	# Qrts				
760121 Kenneth and Bernadine Russell Professorship of Music (History or Theory)	247,544.58	232,474.43	247,008.87	242,942.68	4	10,906.42	(0.22)	10,906	
760122 H. Russell Pitman Professorship of Urban Design	245,571.56	230,620.91	245,039.63	240,410.70	4	10,818.48	0.10	10,819	
760123 H. Russell Pitman Professorship of Art and Art History	247,544.58	232,474.43	247,008.87	242,942.68	4	10,906.42	(0.22)	10,906	
760124 Miltus E. Hindman Professorship of Banking and Finance	247,544.58	232,474.43	247,008.87	242,942.68	4	10,906.42	(0.22)	10,906	
760125 Donald Keith Jones Professorship of Honors	247,143.43	232,096.90	246,607.74	241,949.96	4	10,887.72	0.18	10,888	
760126 Arch B. and Jo Anne Gilbert Professorship of Law	247,544.58	232,474.43	247,008.87	242,942.68	4	10,906.42	(0.22)	10,906	
760127 Gene Braught Chair in Music	495,355.58	465,198.03	494,282.52	484,946.98	4	21,822.54	0.08	21,823	
760128 Ruth G. Hardman Chair in Education	1,053,197.71	996,933.85	981,169.47	1,007,100.94	4	46,819.62	(0.26)	46,819	
760129 Gaylord Family Visiting Professional Journalism Professorship	396,126.77	362,619.18	385,290.37	378,012.11	4	17,010.64	0.04	17,011	
760130 Gaylord Family Endowed Professorship #1	347,852.60	311,429.10	330,850.06	330,048.92	4	14,892.20	7,604.90	22,967	
760131 Gaylord Family Endowed Professorship #2	332,182.71	311,948.79	331,417.28	326,182.93	4	14,833.23	(0.08)	14,833	
760132 Gaylord Family Chair #1	495,667.01	465,491.36	494,596.27	486,261.65	4	21,836.32	(0.12)	21,836	
760133 Gaylord Family Chair #2	517,147.77	511,120.51	542,623.65	628,680.64	4	23,693.36	0.12	23,694	
760134 Larry W. Brummett/ONEOK Chair in Rock Mechanics (formerly Prof. in P	532,413.78	500,000.70	531,261.04	621,226.17	4	23,466.13	(0.21)	23,466	
760135 Williams Professorship of Telecommunications Networking	388,526.62	364,873.23	387,685.32	380,861.72	4	17,116.28	(0.11)	17,116	
760136 Lester A. Day Family Chair for the Dean of the College Earth & Energy Fon	518,091.75	486,550.26	516,969.67	607,203.89	4	23,834.18	(0.06)	23,834	
760137 American Airlines Professorship of Meteorology	259,018.11	243,248.82	258,456.88	263,674.61	4	11,410.86	0.09	11,411	
760138 ConocoPhillips Petroleum Professorship of Chinese and Asian Studies (om	336,285.99	315,813.05	335,557.88	329,218.97	4	14,814.86	(0.18)	14,816	
760139 Williams Professorship of Engineering	279,891.60	262,852.13	279,285.80	274,009.64	4	12,330.44	(0.20)	12,330	
760140 Clyde Becker, Sr. Endowed Chair in Geology & Geophysics	556,414.16	522,539.92	555,209.75	644,721.27	4	24,612.46	(0.19)	24,612	
760141 Williams Chair in Meteorology	621,047.87	556,018.20	561,906.92	679,667.66	4	26,064.69	27,621.71	68,006	
760142 Gregory D. Kuehli (formerly Weitzenhoffer) Endowed Department Chair	563,557.27	504,547.42	536,092.03	694,782.24	4	24,082.96	12,166.43	36,229	
760143 Weitzenhoffer Professorship of Musical Theater	304,119.51	284,517.01	268,041.17	286,669.28	4	12,860.17	(0.04)	12,860	
760144 Weitzenhoffer Professorship of Musical Theater #2	268,623.23	252,269.15	268,041.17	262,977.86	4	11,894.00	0.10	11,894	
760145 Weitzenhoffer Professorship of Arts Management	261,877.24	245,934.37	261,310.34	256,373.99	4	11,686.83	(0.16)	11,687	
760146 Michael Price Chair #4	2,665,201.09	2,386,128.97	2,411,400.17	2,487,678.74	4	111,940.96	110,064.90	221,996	
760147 Carl E. and Thelma J. Gungoll Family Chair in Petroleum Geology & Geop.	545,271.43	512,075.24	544,090.80	633,812.49	4	24,021.66	(0.03)	24,022	
760148 Kingfisher College Chair in Philosophy of Religion and Ethics	76,652.09	71,985.82	76,486.42	76,041.44	4	3,876.66	(0.17)	3,877	
760149 Bob & Doris Elshenba Chair in Geology & Geophysics	758,513.39	679,447.88	686,643.83	708,326.03	4	31,876.08	45,768.76	77,839	
760150 Dr. Frieda Derdeyn Bamas Professorship of Piano	273,396.76	256,751.88	272,804.16	297,660.98	4	12,044.29	0.20	12,044	
760151 Kand & Mark McClelland Chair for the Director of the School of Meteor	546,791.59	513,503.00	545,607.51	636,300.70	4	24,088.68	(0.12)	24,088	
760152 Weathernews Chair in Applied Meteorology	546,791.59	513,503.00	545,607.51	636,300.70	4	24,088.68	(0.12)	24,088	
760153 Williams Chair in Telecommunications Networking	1,153,973.54	1,083,719.46	1,151,474.25	1,129,722.36	4	60,837.61	(0.18)	60,837	
760154 Chong K. Lew Chair in Economics	734,216.10	728,027.07	632,293.72	696,178.96	4	31,418.05	(0.10)	31,418	
760155 Frank Ekloson and Edna Asper Ekloson Professorship of Law	316,898.30	297,605.78	316,212.27	310,238.78	4	13,960.76	(0.17)	13,961	
760156 The Mewbourne Chair in Petroleum Engineering #2 (formerly listed as #4)	662,450.61	593,085.67	663,536.39	659,690.69	4	28,786.09	14,816.55	43,602	
760157 Aaron Alexander Professorship in Civil Engineering	302,212.15	283,812.90	301,557.06	296,860.70	4	13,313.73	0.24	13,314	
760158 James Garner Chair in Drama	594,782.55	558,572.68	593,494.98	668,285.40	4	28,332.76	(0.19)	28,333	
760159 ConocoPhillips Petroleum Company Chair of Latin American Studies	613,211.80	575,879.30	613,883.61	600,324.90	4	27,014.62	(0.03)	27,016	
760160 Gaylord Family Chair #3	577,949.41	555,215.48	561,095.70	664,789.63	4	26,418.91	(0.13)	26,414	
760161 Gaylord Family Endowed Professorship #3	347,199.64	333,542.51	337,075.02	330,272.39	4	16,987.26	(0.16)	16,987	
760162 Gaylord Family Endowed Professorship #4	354,344.16	317,240.92	337,075.02	396,220.08	4	16,129.90	7,649.80	22,780	
760163 Gaylord Family Endowed Professorship #5	389,980.93	366,219.78	389,049.45	381,760.05	4	17,176.76	0.16	17,179	
760164 Gaylord Family Endowed Professorship #6	427,372.52	428,362.08	432,898.81	429,644.47	4	19,329.50	(0.13)	19,329	
760165 Gaylord Family Endowed Professorship #7	418,911.30	411,203.44	415,558.45	416,224.40	4	18,686.10	(0.07)	18,686	
760166 Dr. Henry J. Freede Professorship in Engineering	248,292.44	233,176.88	247,755.56	243,074.96	4	10,938.37	(0.24)	10,938	
760167 Douglas and Hilda Boume Chair in Chemical Engineering	539,652.58	506,797.97	538,483.28	628,311.27	4	23,774.01	0.20	23,774	
760168 Tommy C. Craighoad Professorship in Meteorology	518,856.00	487,185.14	517,351.11	607,797.42	4	22,860.88	0.16	22,861	
760169 John Steed Chair in Accounting (formerly David C Steed Chair)	657,560.99	617,534.67	656,223.84	648,773.17	4	28,969.79	0.12	28,970	
760170 Steed Professorship in Accounting #1	229,710.24	215,725.60	229,212.62	224,882.86	4	10,119.78	(0.10)	10,120	
760171 Steed Professorship in Accounting #2	240,955.91	215,725.51	229,212.62	226,651.34	4	10,298.41	6,201.90	16,499	
760172 Robert M. Zinke Chair in Energy Management	689,131.82	647,176.80	687,638.13	674,648.92	4	30,869.20	0.21	30,869	
760173 Sara Louise Welsh Chair in History	546,767.92	512,854.72	525,208.83	628,277.16	4	23,772.47	0.06	23,773	
760174 Peggy V. Helmerich Visiting Professorship in Drama	341,372.87	320,527.93	340,345.73	394,082.18	4	16,033.70	(0.16)	16,034	
760175 Mary Lou Milner Claver Chair (Fine Arts)	484,143.93	454,591.32	482,735.34	473,828.68	4	21,822.06	(0.06)	21,822	
760176 The Mewbourne Chair in Petroleum Engineering #5	459,366.06	431,441.18	459,198.36	480,001.87	4	20,260.08	0.06	20,260	
760177 Max Berry International Program Center Chair	463,090.57	434,897.63	462,087.32	469,868.61	4	20,401.13	(0.09)	20,401	
760178 Jerome M. & Wanda Croy Wetheimer Distinguished Visiting Chair in the F	458,848.28	431,035.68	465,541.52	461,806.49	4	20,531.36	0.06	20,531	
760179 Norman R. Gelpman Professorship of Geology & Geophysics	273,263.96	256,627.17	272,671.43	267,820.86	4	12,036.44	0.16	12,039	
760180 Charles L. Blackburn Chair	555,804.58	521,567.08	554,600.32	644,123.99	4	24,486.66	(0.04)	24,486	
760181 Robert E. Busch Professorship of Construction Science	232,728.39	223,450.21	251,396.30	236,868.90	4	10,613.62	0.07	10,614	

OKLAHOMA STATE REGENTS' ENDOWMENT TRUST FUND--2017 DISTRIBUTION SCHEDULE

Account	Account Balances		Three-year Average		FY17 Available Distribution	FY16 Carryover	Total Available Distribution	Distribution Requested
	Account Balance 6/30/17	Account Balance 6/30/16	Account Balance 6/30/15	Mrkt. Value				
780182 Homer L. Dodge Endowed Chair in High Energy Physics	970,619.85	909,941.77	916,850.83	952,470.82	4	41,961.19	(0.00)	41,961
780193 Harold J. & Ruth Newman Chair in U.S. China Issues	918,842.06	862,902.40	916,850.83	899,631.76	4	40,478.93	0.11	40,479
780184 Susan E. Brackett Distinguished Visiting Artist Chair in the School of Dance	459,420.49	431,451.19	458,425.41	449,766.70	4	20,239.46	(0.20)	20,239
780185 Mr. & Mrs. Laurence S. Youngblood Chair for Energy Librarian	459,420.49	431,451.19	458,425.41	449,766.70	4	20,239.46	(0.20)	20,239
780186 Peggy V. Helmerich Chair for the Dean of Libraries	968,287.83	909,182.62	965,470.66	947,647.04	4	42,644.12	(0.17)	42,644
780187 Lew & Myra Ward Chair in Reservoir Characterization	459,420.49	431,451.19	458,425.41	449,766.70	4	20,239.46	(0.20)	20,239
780188 Ted A. Krutko Professorship of Civil Engineering	460,936.13	432,775.23	459,482.01	461,064.46	4	20,297.90	0.20	20,298
780189 Wytoldan & Bill Saxon Chair for the Director of the Fred Jones Jr. Museum	483,187.20	453,897.35	494,620.01	477,294.85	4	21,476.67	(0.16)	21,476
780190 Schusterman Chair in Modern Israel Studies	471,806.52	444,916.06	543,496.52	486,739.70	4	21,903.29	0.22	21,904
780191 Schusterman Professorship of Jewish Religious and Intellectual History	224,423.59	215,725.60	229,212.70	223,120.63	4	10,040.43	(0.10)	10,040
780192 Homer L. Dodge Endowed Chair in Atomic, Molecular & Chemical Physics	964,085.31	846,993.79	1,105,208.15	972,096.75	4	43,744.31	0.15	43,744
780193 Homer L. Dodge Chair in Astrophysics	1,164,629.15	1,172,401.09	1,082,836.59	1,139,966.61	4	61,298.00	0.16	61,298
780194 Howard & Suzanne Kauffmann Chair in Engineering	919,081.73	863,127.61	917,090.13	899,766.49	4	40,489.49	0.04	40,490
780195 Nett Vincent Boggs Professorship of Engineering	229,710.24	215,725.60	229,212.70	224,682.85	4	10,119.73	(0.10)	10,120
780196 John and May Moore Chair in Engineering	459,420.49	431,451.19	458,425.41	449,766.70	4	20,239.46	(0.20)	20,239
785004 Kaiser Family Foundation/Tulsa Community Chair in Infant/Toddler Educa	940,389.55	883,166.87	937,955.55	930,603.99	4	41,422.68	(0.25)	41,423
780197 David C. Steed Chair in Accounting (formerly Steed Professorship #3)	770,858.10	723,760.66	768,260.57	764,293.11	4	33,943.19	(0.21)	33,943
780198 Dr. David W. Franks Professorship on Computer Science	234,055.21	238,376.23	253,287.27	246,639.67	4	11,188.78	(0.19)	11,189
780199 Luke R. Corbett Chair in Exploration and Development in Geosciences	496,882.71	438,215.24	530,232.51	491,776.62	4	22,139.98	0.03	22,140
780200 Mary Lou Misor Career Professorship #1 (Fine Arts)	283,654.55	253,953.20	256,642.78	264,760.18	4	11,913.76	18,770.29	26,684
780201 Mary Lou Misor Career Professorship #2 (Fine Arts)	254,055.20	238,376.22	253,287.27	246,639.66	4	11,188.78	1.81	11,191
780202 The Mewbourne Chair in Petroleum Engineering #6	526,461.90	471,336.29	476,328.15	491,376.44	4	22,111.89	16,802.62	38,914
780203 Conoco Phillips Visiting Chair in Petroleum Geology/Geophysics	409,219.24	366,370.06	408,933.76	394,841.02	4	17,767.86	8,988.92	26,757
780204 ONEOK Chair in Natural Gas Engineering and Management	447,818.64	420,541.60	446,628.47	438,329.67	4	19,734.83	0.06	19,735
780205 Conoco Phillips Professorship of International and Area Studies #5	259,776.24	243,970.24	259,429.57	254,392.05	4	11,447.64	0.16	11,448
780206 Chesapeake Energy Corporation Chair #1	728,372.28	684,023.22	726,745.99	713,060.38	4	32,087.27	(0.24)	32,087
780207 Shannon Self Chair in Debate	1,016,222.98	954,304.91	1,015,149.09	994,658.99	4	44,755.15	0.24	44,756
780208 Wick-Cay Endowed Prof. at The Center for America's Constitutional Herit	447,460.74	311,523.84	374,823.15	367,915.91	4	16,106.22	0.02	16,106
780209 Wick-Cay Endowed Prof. at The Institute for Quality Communities	316,580.34	304,005.20	307,224.88	309,270.14	4	13,917.16	0.14	13,917
780210 Charles C. & Virginia Ann Weddle Prof. in Accounting	229,603.65	222,052.97	224,404.70	226,363.77	4	10,140.92	8,429.88	18,571
780211 Drua B. Cable Chair in Elementary Education	483,211.85	432,614.93	467,913.99	447,006.10	4	20,606.10	9,783.84	30,390
780212 Robert and Virginia Edl Endowed Chair in Anthropological Archaeology	40,335.32	36,216.01	38,626.67	38,626.67	4	1,738.16	(0.19)	1,738
<b>Subtotal, OU:</b>	<b>118,166,064.04</b>	<b>106,113,698.69</b>	<b>110,482,917.71</b>	<b>109,416,782.47</b>		<b>4,912,417.01</b>	<b>487,366.66</b>	<b>6,399,773.66</b>
<b>OU Health Sciences Center</b>								
770001 Carl J. Herzog Chair in Dermatology	992,611.76	1,008,943.96	1,052,263.12	1,017,939.61	4	46,807.28	0.00	46,807
770002 Laureate Psychiatric Chair in Molecular Medicine #1	1,454,474.66	1,364,501.03	1,451,689.98	1,423,638.82	4	64,066.98	491.07	64,558
770003 Laureate Psychiatric Chair in Molecular Medicine #2	1,688,107.66	1,566,326.72	1,666,135.82	1,638,650.07	4	78,611.65	0.00	78,612
770004 Hobbs-Reagenal Cent Chair in Pediatric Research	1,128,001.14	1,057,714.00	1,124,369.80	1,102,934.98	4	49,034.77	(0.00)	49,035
770005 C.R. Anthony Centennial Chair in Pediatrics	1,206,297.26	1,131,902.42	1,203,889.26	1,180,982.98	4	63,116.39	0.00	63,116
770006 James A. Merrill Chair of Obstetrics and Gynecology	746,780.43	729,496.45	737,224.48	737,494.46	4	33,187.26	1,613.28	34,801
770007 Mosier Centennial Chair in Pharmaceutical Sciences	1,391,803.66	1,333,549.18	1,373,187.55	1,362,866.79	4	61,829.01	148,666.16	209,996
770008 Lloyd Rader Chair in Pathology	222,899.11	208,856.87	222,148.54	217,601.61	4	9,801.07	(0.00)	9,801
770009 Frances & Malcolm Robinson Chair in Gastroenterology	743,624.88	694,656.98	738,852.99	726,678.28	4	32,665.52	1,773.07	34,439
770010 James R. McElowney Chair of Immunology	1,016,612.86	955,398.65	1,019,629.90	996,880.47	4	44,869.62	0.00	44,870
770011 John S. Gammall Chair in Polycystic Kidney Disease	1,686,016.92	1,488,495.90	1,583,143.78	1,662,218.87	4	69,849.86	0.00	69,850
770012 Dean A. McGee Chair in Ophthalmology	678,098.81	636,794.10	677,285.27	664,065.39	4	29,882.49	(0.00)	29,882
770013 Arnold & Bees Ungerman Chair in Psychiatry	766,899.07	720,170.35	765,945.83	761,001.75	4	33,736.08	(0.00)	33,736
770014 Richard and Adeline Flatow Chair of Dermatology Research	996,248.77	891,036.68	906,473.54	926,919.87	4	41,801.38	77,842.42	119,644
770015 John W. Records Chair in Obstetrics & Gynecology	702,376.49	664,075.15	695,710.16	687,386.94	4	30,982.41	0.00	30,982
770016 Chair in Child Neurology	680,874.80	658,029.78	664,998.89	667,967.82	4	30,068.65	(0.00)	30,069
770017 Lawrence N. Upjohn Chair in Medicine (9/21/93)	661,391.77	621,115.72	660,609.95	647,705.82	4	29,146.76	0.00	29,147
770018 Kimberly V. Talley Chair in Medical Genetics (formerly Children	1,118,729.98	1,001,181.40	1,064,842.48	1,069,917.96	4	47,696.31	22,064.01	69,760
770019 Natalie O. Warren Chair of Medicine	843,379.48	792,021.11	842,382.53	826,927.71	4	37,166.76	0.00	37,167
770020 Chair in Orthodontics	696,661.95	653,205.07	694,739.75	681,168.92	4	30,662.60	0.00	30,663
770021 Francis Duffy Professorship of Oncology	367,040.28	342,606.63	361,582.17	363,743.03	4	16,918.44	(0.00)	16,918
770022 Virginia Beese Rumsey-Jean Hulseay Rumsey Chair in Pulmonar	669,278.84	621,349.53	644,222.03	644,949.47	4	29,022.73	7,000.69	36,023
770023 Don H. O'Donoghue Chair in Orthopedic Surgery	465,663.21	456,877.16	465,923.13	476,458.17	4	21,459.65	(0.00)	21,460
770024 Ben Johnson Chair in Pediatric Cancer Research (formerly Child	1,132,662.22	1,063,866.15	1,131,513.10	1,109,410.49	4	49,925.47	(0.00)	49,925
770025 Founders of Doctors Hospital Chair in Family Medicine	1,180,474.46	1,108,588.39	1,179,079.05	1,165,047.30	4	62,022.15	(0.00)	62,022
770026 Paul and Ruth Jonas Chair in Cancer	968,766.78	908,918.15	968,029.29	947,904.40	4	42,666.70	0.00	42,667



OKLAHOMA STATE REGENTS' ENDOWMENT TRUST FUND--2017 DISTRIBUTION SCHEDULE

Account	Account Balances		Three-year Average		FY17 Available Distribution	FY16 Carryover	Total Available Distribution	Distribution Requested
	Account Balance 6/30/17	Account Balance 6/30/16	Account Balance 6/30/15	Mrkt. Value				
770027 Paul and Ruth Jonas Chair in Diabetes	1,100,694.68	985,441.39	995,878.08	1,027,888.05	4	46,280.21	46,888.78	91,618.99
770028 Paul and Ruth Jonas Chair in Mental Health	969,197.05	910,195.47	968,247.97	949,213.60	4	42,714.61	(0.00)	42,714.61
770029 Presbyterian Health Foundation Chair in Pathology	1,401,860.29	1,254,615.92	1,267,903.40	1,307,966.70	4	68,808.05	237,629.84	296,487.89
770030 John L. Flewes Chair in Anesthesiology	1,049,435.37	985,529.05	1,048,194.85	1,027,719.78	4	46,247.39	(0.00)	46,247.39
770031 William E. Brown Professorship of Dentistry	658,674.00	613,868.47	652,901.46	640,148.18	4	28,806.67	(0.00)	28,806.67
770032 Shepard Thompson Clingan Chair in Surgery (6/27/96)	908,933.90	853,595.72	907,908.93	890,146.99	4	40,066.67	0.00	40,066.67
770033 Hillcrest Chair of Obstetrics and Gynecology (Tulsa)	802,644.87	565,852.35	601,832.61	690,076.61	4	28,603.45	(0.00)	28,603.45
770034 Gene Prof of Otorhinolaryngology	608,442.03	475,607.41	505,849.35	496,968.26	4	22,318.57	0.00	22,318.57
770035 Ed Miller Chair in Molecular Biology (formerly MDST)	1,126,938.00	1,058,312.09	1,125,695.88	1,103,618.66	4	40,892.84	(0.00)	40,892.84
770036 William K. Warren Chair of Diabetes Studies	1,293,687.63	1,215,661.02	1,294,430.15	1,267,909.66	4	57,066.93	(0.00)	57,066.93
770037 Alfred M. Shideler Professorship of Pathology	388,382.61	317,979.37	339,246.25	381,849.88	4	14,993.67	0.00	14,993.67
770038 Herbert & Dorothy Langsam Chr in Geriatric Pharmacy (11/17/94)	627,034.68	494,940.43	526,411.81	616,128.96	4	23,226.80	0.00	23,226.81
770039 Edward L. Gaylord Chair in Ophthalmology	1,046,066.65	982,365.38	1,044,830.02	1,024,420.65	4	46,096.93	(0.00)	46,096.93
770040 James P. Luton Chair in Ophthalmology	628,382.00	496,205.70	527,757.42	617,448.87	4	23,266.18	0.00	23,266.18
770041 Reba McIntire Chair in Neonatal Research #6 (formerly #3)	776,396.70	728,178.20	774,480.11	769,361.67	4	34,170.83	0.00	34,170.83
770042 Jordan Hearland Professorship of Pathology Housestaff Educati	397,767.71	363,050.91	397,756.20	378,191.61	4	17,018.62	32,146.10	49,164.72
770043 G. Rainey Williams Research Professorship	413,727.38	388,533.04	413,228.29	406,166.23	4	18,238.48	0.00	18,238.48
770044 Kathryn G. and Doss Owen Lynn M.C. Chair in Neurology	492,912.63	489,191.08	500,296.76	610,133.46	4	22,366.01	0.00	22,366.01
770045 G. Rainey Williams, M.D. Chair in Surgical Breast Oncology	2,184,965.41	2,051,900.56	2,182,372.61	2,139,742.66	4	96,288.43	(0.00)	96,288.43
770046 Rainbolt Family Chair in Child Psychiatry	412,280.24	387,742.42	411,025.10	403,689.26	4	18,166.02	(0.00)	18,166.02
770047 Donald W. Reynolds Professorship of Geriatrics	1,061,046.18	996,433.98	1,059,820.70	1,039,099.95	4	46,769.60	0.00	46,769.60
770048 Esther & Ted Greenberg Professorship of Neurosurgery	789,669.22	706,893.75	714,380.38	736,947.79	4	33,162.66	86,783.90	118,896.56
770049 Jill Pitman Jones Professorship of Physical Therapy	941,422.96	350,665.31	377,137.05	366,406.24	4	16,088.37	26,499.62	42,637.90
770050 M.G. McCool Chair in Ophthalmology	429,096.64	402,993.91	428,997.77	420,362.41	4	18,916.31	0.00	18,916.31
770051 Founders & Associates Professorship of Family Medicine	212,897.43	199,932.85	212,645.78	208,492.02	4	9,382.14	0.00	9,382.14
770052 James Carter Todd Professorship of Cancer Research	418,708.66	393,211.00	418,213.71	410,044.48	4	18,462.00	0.00	18,462.00
770053 Lorene Cooper Hasbrouck Professorship of Rural Health	330,047.18	309,948.65	329,657.03	323,217.62	4	14,644.79	3.00	14,647.80
770054 MaryLouise Todd Professorship of Cardiovascular Research	449,041.38	402,622.40	446,280.17	419,114.63	4	18,860.16	14,158.19	32,998.36
770056 CHF (formerly CMRD) #8 Paula Milburn Miller Chair I Pediatric	1,076,921.81	1,011,341.68	1,075,648.88	1,054,637.48	4	47,459.69	0.00	47,459.69
770059 CHF (formerly CMRD) Griffin Family Chair in Gastroenterology-I	624,780.91	576,414.21	582,518.94	694,671.16	4	26,766.70	24,129.18	60,884.88
770060 Russell J. Stratton Professorship of Dentistry	487,847.62	411,184.50	437,330.06	428,787.89	4	19,296.49	(0.00)	19,296.49
770061 The Morningstar Endowed Leadership (Hillcrest) Chair in Medic	907,416.79	852,158.81	906,344.13	898,639.91	4	39,968.80	0.00	39,968.80
770062 OK State Assoc. of Pathologists Professorship in Pathology	289,321.84	271,978.80	288,579.54	283,293.89	4	12,748.20	19,997.76	32,746.97
770063 formerly Drumbach	209,315.64	189,023.08	201,042.29	199,793.64	4	8,990.71	3,720.79	12,711.50
770064 Dr. Henry Freede Chair in Orthopedic Surgery	481,761.22	405,468.74	431,250.98	422,826.98	4	19,027.21	0.00	19,027.21
770065 CHF (formerly CMRD) #6 Jean Gumerson Endowed Chair in Clin	806,117.33	756,236.71	804,388.17	788,664.07	4	35,489.88	(0.00)	35,489.88
770066 A. Earl and Frances Ziegler Prof. in Nursing	664,690.65	530,184.06	563,894.33	662,869.65	4	24,878.68	(0.00)	24,878.68
770067 CHF (formerly CMRD) Shaun Walters Pediatric Research #7	1,397,414.01	1,312,317.59	1,395,767.67	1,398,489.76	4	61,682.49	(0.00)	61,682.49
770068 Warren Crosby Chair in Obstetrics & Gynecology	472,178.19	443,424.47	471,620.05	462,407.67	4	20,938.34	(0.00)	20,938.34
770069 Chair in Neuroscience	414,622.85	389,376.62	414,192.94	406,064.14	4	18,272.89	(0.00)	18,272.89
770070 Donald W. Reynolds Chair of Geriatrics #2	942,070.23	894,727.21	941,278.33	922,691.93	4	41,621.14	(0.00)	41,621.13
770071 Donald W. Reynolds Chair in Geriatrics #3	941,886.29	884,550.44	941,334.83	922,423.62	4	41,609.06	0.00	41,609.06
770072 Donald W. Reynolds Chair in Geriatrics #4	1,063,817.06	958,936.41	977,937.23	996,896.90	4	44,800.36	34,166.66	79,018.94
770073 Donald W. Reynolds Chair in Geriatrics #6	922,735.78	866,553.76	921,705.23	903,664.92	4	40,684.92	0.00	40,684.92
770074 Paul E. Tietze, M.D. Chair in Family Medicine	760,925.69	681,249.65	688,464.68	710,213.41	4	31,969.60	31,800.44	63,760.05
770075 The Henry J. Freede, M.D. Professorship in Medical Surgical Nu	609,602.96	478,575.78	509,024.21	499,067.45	4	22,468.04	0.00	22,468.04
770076 Edward and Helen Bartlett Foundation Chair in Public Health	466,438.68	461,487.62	480,694.43	476,206.91	4	21,429.31	0.00	21,429.31
770078 CHF (formerly CMRI) Patricia Browne Chair in Pediatrics #11 (public	1,428,578.46	1,341,583.87	1,426,889.76	1,399,017.38	4	62,966.78	(0.00)	62,966.78
770080 CHF (formerly CMRI) #12 (public) Wal-Mart/Sam's Club Chair in Neg	1,136,447.50	1,019,434.00	1,030,230.70	1,082,037.40	4	47,791.86	81,318.64	129,110.32
770082 CMR #13 (public) Trip Lawson	1,124,704.19	1,007,017.45	1,017,682.65	1,049,891.48	4	47,242.41	36,406.08	83,648.49
770084 CHF (formerly CMRI) #14, Chair in Pediatrics-College of Medicine (p	694,067.42	651,821.04	693,270.99	679,728.48	4	30,637.69	(0.00)	30,637.69
770085 Virginia Kerley Cade Chair in Cancer Treatment 6/02	1,263,169.98	1,457,742.17	1,364,551.00	1,661,817.70	4	70,281.80	(0.00)	70,281.80
770086 Dr. & Mrs. WW Kerley & Mr. & Mrs. Cash Cade Chair in Cancer	1,089,966.18	1,034,472.59	1,135,701.10	1,090,042.96	4	49,051.93	(0.00)	49,051.93
770087 Presbyterian Health Foundation Chair in Otorhinolaryngology	1,126,447.27	1,057,851.24	1,125,115.73	1,108,138.05	4	49,641.21	(0.00)	49,641.21
770089 The Donald Walk, DDS Professorship in Restorative Dentistry	247,780.70	232,691.87	247,487.81	242,663.46	4	10,919.41	(0.00)	10,919.40
770089 CHF (formerly CMRD) #9 Dewayne Murcer Endowed Chair in He	964,444.38	863,457.76	872,660.53	900,168.21	4	40,807.67	127,106.49	167,813.06
770090 The C. S. Lewis Jr., M.D. Professorship on Internal Medicine-Tul	279,312.94	250,065.66	252,714.08	260,697.36	4	11,781.38	8,792.98	20,624.36
770091 Elizabeth Merrick Cox Chair in Breast Imaging	603,607.61	518,803.23	617,438.67	606,616.47	4	26,497.74	6,964.38	31,462.12
770093 CHF (formerly CMRI) #15 Edith Honey Gaylord Chair in Pediatric M	964,025.24	905,299.13	963,857.38	944,063.91	4	42,482.45	0.00	42,482.45
770094 Donald W. Reynolds Chair in Geriatrics #6	965,903.31	938,059.06	947,993.93	960,662.10	4	42,779.94	12,382.67	55,142.02
770095 Donald W. Reynolds Chair in Geriatrics #7	859,989.94	809,023.97	871,410.92	846,808.28	4	38,106.37	0.00	38,106.37

OKLAHOMA STATE REYNOLDS ENDOWMENT TRUST FUND--2017 DISTRIBUTION SCHEDULE

Account	Account Balances		Three-year Average		FY17 Available Distribution	FY16 Carryover	Total Available Distribution	Distribution Requested
	Account Balance 6/30/17	6/30/16	Account Balance 6/30/15	Mrkt. Value				
770098 Donald W. Reynolds Chair in Geriatrics #8	923,742.50	920,504.10	1,066,370.92	970,206.84	4	43,669.26	(0.00)	43,669.26
770097 Donald W. Reynolds Chair in Geriatrics #9	879,873.60	827,218.71	882,948.99	863,347.10	4	38,860.62	0.00	38,860.62
770098 Donald W. Reynolds Chair in Geriatrics #10	1,178,606.92	1,055,195.47	1,066,370.92	1,100,067.77	4	49,602.60	81,424.81	130,927.41
770102 CHF (formerly CMER) #16/James Paul Linn Chair in Pediatrics (Public)	981,545.61	921,775.38	980,403.95	961,241.65	4	43,256.87	(0.00)	43,256.87
770103 Will and Helen Webster Chair in Arrhythmia Research	997,312.83	936,580.55	996,133.93	976,676.77	4	43,960.41	(0.00)	43,960.41
770104 Stuart Colter Miller Professorship in Allied Health	321,336.49	301,768.41	320,956.65	314,687.18	4	14,160.92	0.00	14,160.92
770105 Paul H. & Doris Eaton Travis Chair in Endocrinology	1,239,968.89	1,170,017.03	1,182,408.53	1,217,464.82	4	64,706.92	84,628.08	139,418.96
770108 Paul H. & Doris Eaton Travis Chair in Thoracic Surgery	965,711.76	893,409.69	949,645.65	939,639.03	4	42,146.61	7,366.16	49,402.66
770107 The Founders and Associates Endowed Chair in Family Medicine	439,360.63	412,622.13	439,228.61	430,403.79	4	19,988.17	(0.00)	19,988.17
770108 Nancy Gullatt Professorship in Speech Pathology	299,306.10	267,965.88	271,973.21	279,748.40	4	12,688.68	12,681.04	26,269.72
770109 Chair in Hematology	1,035,820.31	973,207.02	1,035,865.51	1,014,984.08	4	46,673.39	0.00	46,673.39
770110 Thomas Acres Chair in Ophthalmology (formerly Low Vision Rehab)	1,031,058.01	969,326.83	1,043,080.27	1,016,166.04	4	40,681.96	0.00	40,681.96
770111 Elam-Floum Professorship in Physical Therapy	377,908.38	354,895.31	377,461.67	370,088.45	4	16,669.96	(0.00)	16,669.96
770112 John Flack Burton MD. Professorship in Medical Humanities	360,811.62	327,564.75	338,059.80	342,145.39	4	16,396.54	26,384.61	41,781.16
770113 Harris Family Foundation Surgery Library Professorship	328,392.02	294,255.53	297,371.96	306,673.17	4	13,800.29	10,217.87	24,018.16
770114 John H. Holliman Professorship of Pathology Undergrad Medical Ed.	405,529.59	382,522.89	407,155.40	396,310.29	4	17,925.96	38,322.62	51,146.68
770115 Harry Wilkins Chair in Neurosurgery	454,261.15	426,598.51	453,724.18	444,861.28	4	20,018.76	(0.00)	20,018.76
770118 Bob G. Eaton Chair in Radiological Sciences	549,181.83	515,965.88	549,017.27	608,064.92	4	24,212.47	0.00	24,212.47
770117 The H. T. Shillingburg, D.D.S. Professorship in Fixed Prosthodontics	315,381.63	296,176.18	315,008.83	308,855.54	4	13,698.60	(0.00)	13,698.60
770118 Chair in Gynecologic Oncology	606,720.27	569,797.00	604,307.63	694,274.97	4	26,742.97	0.00	26,742.98
770119 Stewart Wolf Chair Internal Medicine	1,196,037.59	1,120,236.29	1,191,472.13	1,169,246.67	4	62,616.19	1,469.60	64,079.69
770120 Professorship of Psychiatric Education	267,883.04	243,915.18	259,427.97	267,076.40	4	11,668.39	3,774.61	16,343.00
770121 Endowed Chair for the College of Pharmacy	832,438.25	745,273.98	753,167.08	776,969.77	4	34,963.19	89,668.97	124,632.66
770122 Onley Foundation Chair in Program for Assertive Community Treatment	980,023.85	920,192.54	978,150.18	969,465.62	4	43,176.60	0.00	43,176.60
770123 Robert G. Gordon, Jr. Chair in Surgery	485,552.72	455,984.55	484,978.76	476,605.34	4	21,397.74	0.00	21,397.74
770124 Endowed Professorship in Developmental Disabilities	293,486.49	262,755.64	265,536.45	273,928.86	4	13,306.71	13,480.79	26,787.49
770125 Chair in Perinatal Research	714,426.23	672,491.88	752,002.32	715,973.48	4	32,063.81	(0.00)	32,063.81
770126 Robert and Doris Elson Chair in Nursing (transfer from CU acct fund)	292,387.74	261,771.94	264,544.33	272,901.56	4	12,260.66	20,324.54	32,584.90
770127 CHF (formerly CMER)/E.L. & Thelma Gayford Research Chair in Hematol.	839,413.65	788,222.05	838,721.17	822,118.96	4	36,966.36	(0.00)	36,966.36
770128 Samuel Nobel Foundation Chair in Cancer Research	1,580,701.27	1,484,900.41	1,579,624.47	1,548,408.72	4	69,678.89	0.00	69,678.89
770129 CHF (formerly CMER)/Chickasaw Nation Research Chair for Pediatric Diab.	933,709.83	925,826.14	1,002,107.20	963,881.06	4	42,924.66	0.00	42,924.66
770130 Chickasaw Nation Chair in Diabetes	1,047,204.21	937,996.81	947,931.02	977,710.68	4	43,996.98	40,140.78	84,137.71
770131 Rainbolt Family Chair in Cancer Research	1,829,317.56	1,719,466.80	1,862,143.84	1,803,642.73	4	81,183.92	(0.00)	81,183.92
770132 Choctaw Nation Chair in Adult Endocrinology	485,814.65	485,990.65	516,112.47	496,972.69	4	22,318.77	0.00	22,318.77
770133 Don W. Reynolds Chair in Aging Research #1	916,550.41	860,757.36	915,802.17	897,703.31	4	40,396.66	0.00	40,396.66
770134 Don W. Reynolds Chair in Aging Research #2	908,476.59	855,268.40	963,322.38	908,022.46	4	40,906.01	(0.00)	40,906.01
770135 Don W. Reynolds Chair in Aging Research #3	915,802.47	860,047.54	914,792.56	896,880.86	4	40,369.64	(0.00)	40,369.64
770136 Don W. Reynolds Chair in Aging Research #4	940,577.57	909,752.57	979,341.40	940,890.61	4	42,940.07	(0.00)	42,940.07
770137 Nancy Johnston Records Chair in Oncology	2,436,580.04	2,390,314.22	2,765,020.38	2,603,974.21	4	113,845.84	19,846.36	133,692.20
770138 Jim and Charity Everett Chair in Cancer Research	2,139,419.77	2,138,205.74	2,160,851.21	2,146,189.91	4	96,677.16	0.00	96,677.16
770139 Jim and Charity Everett Chair in Cancer Development & Therapy Research	473,315.39	444,492.42	472,756.09	463,621.30	4	20,866.46	(0.00)	20,866.46
770140 Harold Hamm Chair in Adult Diabetes Research	1,221,531.79	1,093,625.70	1,105,208.15	1,140,121.88	4	61,306.48	84,910.64	136,216.13
770141 Harold Hamm Chair in Clinical Diabetes Research	993,182.43	936,221.78	1,107,519.29	1,012,307.88	4	46,669.86	(0.00)	46,669.86
770142 Harold Hamm Chair in Adult Diabetes Clinical Care	1,832,297.68	1,640,438.54	1,657,812.23	1,710,182.82	4	76,968.23	127,386.97	204,324.19
770143 Presbyterian Health Foundation Professorship in Micro & Immunology	228,593.07	215,059.15	228,907.68	224,819.96	4	10,094.40	0.00	10,094.40
770144 CHF (formerly CMER) Paul and Ann Milburn Endowed Research Chair in I	152,915.82	143,603.87	152,735.12	149,761.60	4	6,789.82	0.00	6,789.82
770145 Virginia Kerley Cade Chair in Cancer Development	1,834,986.10	1,723,242.92	1,832,817.74	1,797,016.69	4	80,966.70	0.00	80,966.70
770146 CHF (formerly CMER) Choctaw Nation Chair for Pediatric Endocrinology (	920,792.30	893,554.91	1,105,208.15	973,181.79	4	43,793.18	(0.00)	43,793.18
770147 CHF (formerly CMER) Egress Eversand Pediatric Emergency Medicine C.	980,959.27	996,124.31	1,105,208.15	1,027,430.34	4	46,254.36	0.00	46,254.36
770148 CHF (formerly CMER) C.R. Anthony #2 Pediatric Pulmonology	610,765.89	546,812.85	552,604.08	670,080.94	4	26,662.74	42,466.32	69,108.07
770149 Rozale Miller Professorship in Rheumatology, Immunology & Allergy	492,144.43	440,612.19	445,278.66	459,345.09	4	20,670.63	23,642.25	44,312.78
770150 Donna L. Wong Professorship in Pediatric Nursing	299,472.15	268,114.55	270,554.12	279,613.61	4	12,678.11	14,386.42	27,064.63
770151 Robert W. and Elaine B. Lykins Chair in Anesthesiology	981,133.32	921,367.43	979,705.52	960,736.42	4	43,239.09	0.00	43,239.09
770152 Warren Jackman Chair in Electrophysiology	738,611.91	665,114.64	672,158.79	691,961.78	4	31,138.28	38,701.17	69,839.45
770153 Sandra K. and David L. Gilliland Chair in Nuclear Pharmacy	490,566.66	460,683.71	489,852.75	480,367.71	4	21,616.66	(0.00)	21,616.66
770154 Funnell-Strebel Professorship in Obstetrics & Gynecology	247,425.69	236,280.23	265,342.14	249,682.69	4	11,236.72	0.00	11,236.72
770155 J. Andy Sullivan Chair in Orthopedic Resident Education (formerly Dept of	542,603.02	509,550.28	541,813.40	681,322.23	4	23,909.60	(0.00)	23,909.60
770156 Ethelyn McEwene Chair in Alzheimer's Disease Research	981,133.32	921,367.43	979,705.52	960,736.42	4	43,239.09	0.00	43,239.09
770157 John H. Saxon III, MD. Professorship in Anesthesiology	245,283.32	230,341.85	244,926.38	240,153.86	4	10,806.27	(0.00)	10,806.27
770158 CHF (formerly CMER) #19 Department of Pediatrics - Paul Milburn (Public	490,566.66	460,683.71	489,852.75	480,367.71	4	21,616.66	(0.00)	21,616.66
770159 Richard T. Anderson Chair in Neuroscience	586,039.72	524,675.74	530,232.51	646,982.66	4	24,614.22	28,162.91	52,777.13

OKLAHOMA STATE UNIVERSITY'S ENDOWMENT TRUST FUND - 2017 DISTRIBUTION SCHEDULE

Account	Account Balances		Three-year Average		FY17 Available Distribution	FY16 Carryover	Total Available Distribution	Distribution Requested
	Account Balance 6/30/17	6/30/16	Account Balance 6/30/15	Mrkt. Value				
770160 Joanne I Moore Professorship in Pharmacology	279,214.54	262,569.78	265,350.62	269,044.98	4	12,107.02	7,676.96	19,683.97
770161 Harold L. Boyer/Mark Allen Everett Chair in Dermatology	545,115.47	544,528.42	550,295.45	646,646.45	4	24,699.09	(0.00)	24,699.09
770162 James Park Dewar, M.D. Professorship in Pathology	271,628.70	256,965.78	259,687.28	262,760.69	4	11,824.23	6,400.97	17,225.19
770163 CHF (formerly CMER) #21 Emel Stratton, M.D. Endowed Research Chair in	586,039.72	524,675.74	530,232.51	646,982.66	4	24,614.22	28,162.91	62,767.13
770164 CHF (formerly CMER) #24 Inamuch Foundation Endowed Research Chair	761,851.63	682,078.46	689,302.27	711,077.45	4	31,998.49	36,698.79	68,697.27
770165 CHF (formerly CMER) #25 R.A. Hering/J.R. Seely MD /R.K. Chiles Endo	586,039.72	524,675.74	530,232.51	646,982.66	4	24,614.22	28,162.91	62,767.13
770166 Donald D. Alberts, MD Chair in Urology	1,113,475.46	996,883.90	1,007,441.77	1,039,287.04	4	46,787.02	63,490.64	100,267.66
770167 James H. Little, MD Chair in Neurology	487,219.69	458,200.95	516,986.45	487,469.03	4	21,896.11	(0.00)	21,896.11
770168 CHF (formerly CMER) #27/Clare Gordon Duncan Endowed	490,566.66	460,683.71	489,852.75	480,887.71	4	21,616.66	(0.00)	21,616.66
770169 Libby Warren Blankenship Professorship of Medical Breast Oncology	293,019.86	262,337.87	265,116.26	273,491.88	4	12,807.11	14,076.46	26,883.67
770170 Graduate Alumni Chair in Orthodontics (upgrade from Prof.)	380,585.88	357,623.06	380,505.07	372,904.67	4	16,780.71	(0.00)	16,780.71
770171 CHF (formerly CMER)/Cash Family Chair in Pediatric Diabetes	981,133.32	921,367.43	979,705.52	960,736.42	4	43,233.09	0.00	43,233.10
770172 CHF (formerly CMER) Arthritis Foundation, OK Chapter Endowed Resear	586,039.72	524,675.74	530,232.51	646,982.66	4	24,614.22	28,162.91	62,767.13
770173A Donald W. Reynolds Chair in Aging Research #6	908,222.66	833,908.74	926,284.60	896,138.67	4	40,826.24	(0.00)	40,826.24
770173B Donald W. Reynolds Chair in Aging Research #6	1,011,479.11	955,576.03	1,048,079.87	1,006,046.00	4	46,227.08	0.00	46,227.08
770174 Inamuch Endowed Chair in Cancer Screening Outreach & Education	1,006,805.92	981,421.71	1,051,905.21	1,018,577.61	4	46,601.99	(0.00)	46,601.99
770175 Professorship of Microbiology	219,695.21	206,335.85	219,843.69	216,291.88	4	9,698.12	0.00	9,698.12
770176-77 Clayer Foundation Endowed Chair in Cancer Palliative Care	1,968,378.06	1,890,881.80	1,985,535.88	1,968,498.41	4	87,907.43	0.00	87,907.43
770178 Steven E. Moore Chair in Head and Neck Cancer	1,277,814.63	1,199,938.32	1,275,194.15	1,290,982.97	4	66,294.21	(0.00)	66,294.20
770179 Gary McKinney Chair in Bone Marrow Diseases	488,603.19	486,991.65	495,062.75	490,219.20	4	22,069.86	0.00	22,069.87
770180 Mai Eager Anderson Chair in Cancer Clinical Trials	1,017,844.78	955,811.32	1,015,737.69	996,464.60	4	44,840.91	(0.00)	44,840.91
770181 Phil and Fern Ashby Professorship	302,213.46	283,979.27	302,149.29	296,114.01	4	13,826.13	(0.00)	13,826.13
770183 Louise and Clay Bennett Chair in Cancer	1,718,480.14	1,548,586.93	1,590,697.54	1,619,264.87	4	72,866.47	79,070.96	161,937.40
770184 Jesus E. Medina MD Chair in Otorhinolaryngology	540,443.21	506,961.60	512,330.77	619,911.88	4	23,396.03	(0.00)	23,396.03
770185 CHF (formerly CMER)/Dr. Geoffrey P. Altschuler Founder Endowed Resear	1,146,774.28	1,026,696.01	1,060,465.03	1,077,978.44	4	48,609.03	66,136.91	104,644.94
770186 CHF (formerly CMER)/Harris D. Raley Jr. MD Endowed Research Chair I F	516,416.43	484,817.08	489,951.71	497,061.74	4	22,387.78	0.00	22,387.78
770187 CHF (formerly CMER) Endowed Chair in Pediatric Medical Genetics #1	1,172,079.43	1,049,351.47	1,060,465.03	1,098,966.31	4	49,228.44	66,306.83	106,634.27
770188 CHF (formerly CMER) Endowed Chair in Pediatric Medical Genetics #2	558,660.40	500,163.90	530,232.51	629,666.40	4	23,896.84	32,701.87	66,597.71
770189A CHF (formerly CMER) Endowed Research Professorship (split and remaine	515,376.46	483,464.57	488,584.83	496,808.64	4	22,911.99	(0.00)	22,911.99
770189 CHF (formerly CMER) Endowed Research Professorship in Pediatrics form	1,054,871.49	944,416.33	954,418.52	984,668.78	4	44,906.60	60,676.24	94,980.84
<b>Subtotal, OUHSC</b>	<b>142,772,827.82</b>	<b>133,768,704.53</b>	<b>141,788,966.06</b>	<b>139,426,832.80</b>		<b>6,274,207.48</b>	<b>2,361,195.09</b>	<b>8,636,402.67</b>
<b>OU - Tulsa</b>								
765001 Gusman Adelson Chair in Cancer	913,789.67	839,225.92	935,185.88	902,793.82	4	40,623.02	0.00	40,623.02
765002 Julian Rothbaum Chair in Community Health Research	927,279.95	870,812.38	926,184.21	908,092.18	4	40,864.16	(0.00)	40,864.16
765003 Onley Chair in Brain Imaging	932,808.20	895,033.72	981,250.41	906,364.11	4	42,136.39	(0.00)	42,136.38
765004 Kaiser Chair in Medical Informatics - Chair #1	917,493.04	861,621.46	916,408.86	898,607.79	4	40,492.85	(0.00)	40,492.85
765005 Kaiser Chair in Community Medicine Research - Chair #2	1,049,105.04	939,253.68	949,201.20	979,186.64	4	44,055.40	40,712.76	84,768.16
765006 Kaiser Chair in Emergency Medicine Chair #3	932,152.52	861,621.46	916,408.86	900,894.23	4	40,862.74	6,788.13	47,440.87
765007 Kaiser Steven Landgarten Medical Leadership - Chair #4	917,493.05	861,621.46	916,408.86	898,607.79	4	40,492.85	(0.00)	40,492.85
765008 Kaiser Chair in Pulmonary and Critical Care - Chair #5	1,007,437.75	906,997.75	916,603.65	943,679.72	4	42,466.69	39,327.12	71,792.71
765009 Hills Chair in Diabetes	917,493.07	861,621.48	916,408.86	898,607.81	4	40,492.85	(0.00)	40,492.85
765010 George Kaiser Family Foundation Chair in Medical Education (formerly #6	981,133.32	921,367.43	979,705.52	960,736.42	4	43,233.09	0.00	43,233.10
765011 George Kaiser Family Foundation Chair in Public Health Epidemiology (for	981,133.32	921,367.43	979,705.52	960,736.42	4	43,233.09	0.00	43,233.10
765012 George Kaiser Family Foundation Chair in Curology (formerly #8)	1,172,079.43	1,049,351.47	1,060,465.03	1,098,966.31	4	49,228.44	66,306.83	106,634.27
765013 George Kaiser Family Foundation Chair in Hematology (formerly #9)	1,172,079.43	1,049,351.47	1,060,465.03	1,098,966.31	4	49,228.44	66,306.83	106,634.27
765014 George Kaiser Family Foundation Chair in Community Medicine (formerly	981,133.32	921,367.43	979,705.52	960,736.42	4	43,233.09	0.00	43,233.10
765015 George Kaiser Family Foundation Chair in Urology (formerly #11)	1,072,275.09	960,266.19	979,705.52	1,004,182.28	4	46,188.20	31,774.98	76,963.18
765016 George Kaiser Family Foundation Chair in Public Health Biostatistics (form	1,135,572.78	1,016,667.42	1,027,434.82	1,060,891.87	4	47,896.13	46,993.89	94,890.01
765017 George Kaiser Family Foundation Chair in Surgery (formerly #13)	1,158,713.29	1,049,351.47	1,060,465.03	1,089,609.98	4	49,027.96	60,116.68	99,144.63
765018 George Kaiser Family Foundation Chair in Pediatrics (formerly #14)	979,100.65	920,069.54	981,561.57	960,243.92	4	43,210.96	(0.00)	43,210.97
765019 George Kaiser Family Foundation Chair #15	954,508.11	933,943.13	1,060,465.03	1,002,972.09	4	46,133.74	0.00	46,133.75
765020 George Kaiser Family Foundation Chair #16	1,172,079.43	1,049,351.47	1,060,465.03	1,098,966.31	4	49,228.44	66,306.83	106,634.27
765021 George Kaiser Family Foundation Chair #17	1,172,079.43	1,049,351.47	1,060,465.03	1,098,966.31	4	49,228.44	66,306.83	106,634.27
765022 George Kaiser Family Foundation Chair #18	1,172,079.43	1,049,351.47	1,060,465.03	1,098,966.31	4	49,228.44	66,306.83	106,634.27
765023 George Kaiser Family Foundation Chair #19	1,172,079.43	1,049,351.47	1,060,465.03	1,098,966.31	4	49,228.44	66,306.83	106,634.27
765024 George Kaiser Family Foundation Chair #20	1,172,079.43	1,049,351.47	1,060,465.03	1,098,966.31	4	49,228.44	66,306.83	106,634.27
765025 George Kaiser Family Foundation Chair #21	1,172,079.43	1,049,351.47	1,060,465.03	1,098,966.31	4	49,228.44	66,306.83	106,634.27
765026 George Kaiser Family Foundation Chair #22	1,172,079.43	1,049,351.47	1,060,465.03	1,098,966.31	4	49,228.44	66,306.83	106,634.27
765027 George Kaiser Family Foundation Chair #23	1,172,079.43	1,049,351.47	1,060,465.03	1,098,966.31	4	49,228.44	66,306.83	106,634.27
765028 George Kaiser Family Foundation Chair #24	1,172,079.43	1,049,351.47	1,060,465.03	1,098,966.31	4	49,228.44	66,306.83	106,634.27

OKLAHOMA STATE REGENTS' ENDOWMENT TRUST FUND--2017 DISTRIBUTION SCHEDULE

Account	Account Balances			Three-year Average		FY17 Available Distribution	FY16 Carryover	Total Available Distribution	Distribution Requested
	Account Balance 6/30/17	Account Balance 6/30/16	Account Balance 6/30/15	Mrkt. Value	# Qrts				
785029 George Kaser Family Foundation Chair #25	1,172,079.43	1,049,351.47	1,060,465.03	1,098,966.31	4	49,228.44	66,306.83	106,634.27	
785030 George Kaser Family Foundation Chair #26	1,172,079.43	1,049,351.47	1,060,465.03	1,098,966.31	4	49,228.44	66,306.83	106,634.27	
785031 George Kaser Family Foundation Chair #27	1,172,079.43	1,049,351.47	1,060,465.03	1,098,966.31	4	49,228.44	66,306.83	106,634.27	
785032 George Kaser Family Foundation Chair #28	1,172,079.43	1,049,351.47	1,060,465.03	1,098,966.31	4	49,228.44	66,306.83	106,634.27	
785033 George Kaser Family Foundation Chair #29	1,172,079.43	1,049,351.47	1,060,465.03	1,098,966.31	4	49,228.44	66,306.83	106,634.27	
785034 George Kaser Family Foundation Chair #30	1,172,079.43	1,049,351.47	1,060,465.03	1,098,966.31	4	49,228.44	66,306.83	106,634.27	
785035 George Kaser Family Foundation Chair #31	1,172,079.43	1,049,351.47	1,060,465.03	1,098,966.31	4	49,228.44	66,306.83	106,634.27	
785038 George Kaser Family Foundation Chair #32	1,172,079.43	1,049,351.47	1,060,465.03	1,098,966.31	4	49,228.44	66,306.83	106,634.27	
785037 Onley Foundation Endowed Chair in Child & Adolescent Psychiatric Resear	978,051.52	919,266.75	971,776.76	983,031.68	4	43,338.43	0.00	43,338.43	
785038 Onley Foundation Endowed Chair in Child & Adolescent Psychiatric Educa	979,349.23	920,259.75	979,141.26	969,683.42	4	43,181.26	(0.00)	43,181.26	
785039 Onley Foundation Endowed Chair in Child Psychiatry (formerly Imaging Pro	981,133.32	921,367.43	979,705.52	960,736.42	4	43,293.09	0.00	43,293.10	
<b>Sub-Total OU Tulsa</b>	42,006,965.43	38,280,781.28	39,522,268.34	39,936,671.68		1,797,160.23	1,276,424.21	3,072,674.45	0
<b>TOTAL OU:</b>	296,984,847.28	277,168,022.89	291,748,462.11	288,779,286.96		12,988,774.71	4,128,974.66	17,107,749.67	
<b>Oklahoma State University</b>									
010001 Wheat Genetics	1,088,132.13	976,584.50	1,022,925.18	1,010,880.60	4	46,489.63	0.00	46,489.63	
010002 Sun Co. Wheeler Chair in Hydrogeology	200,982.06	191,820.96	196,620.53	196,467.85	4	8,941.06	(0.00)	8,941.06	
010003 Kerr McGee Accounting	407,496.10	382,638.57	406,583.22	398,902.63	4	17,960.62	(0.00)	17,960.62	
010004 Kerr McGee Chair in Chemical Engineering	469,694.91	425,718.76	439,227.49	441,847.05	4	19,883.12	17,478.64	37,361.66	
010005 Noble Foundation Chair in Web Handling	888,661.89	799,144.17	823,597.98	820,464.68	4	56,920.91	0.00	56,920.91	
010006 Ardmore - Business Administration	968,704.88	347,017.69	366,949.93	860,890.82	4	16,240.09	0.00	16,240.09	
010007 CBA Associates Chair in Business Administration	461,660.96	428,611.38	447,062.07	442,408.13	4	19,908.37	(0.00)	19,908.37	
010008 OBA Banking	606,046.08	483,103.21	508,105.50	468,761.60	4	22,443.82	12,682.66	35,026.40	
010009 McCasland Foundation Chair in Veterinary Medicine	388,436.01	348,039.32	402,821.44	379,786.26	4	17,089.44	10,163.14	27,252.58	
010010 Grayce B. Kerr Chair in Mathematics (Public)	788,134.23	740,151.80	786,431.60	771,672.64	4	34,720.76	(0.00)	34,720.76	
010011 Grayce B. Kerr Chair in Mathematics (Private)	788,134.27	740,151.84	786,431.63	771,672.68	4	34,720.77	(0.00)	34,720.77	
010012 Conoco/Dupont - Technology Management	404,997.01	389,267.15	396,732.55	397,672.23	4	17,586.25	(0.00)	17,586.25	
010013 Noble Foundation - Laser Research	666,907.38	594,504.85	558,041.42	647,254.65	4	24,627.60	0.00	24,627.61	
010014 Ballmon Chair in Optoelectronic Systems & Devices (Public)	800,864.79	733,907.81	771,142.89	769,471.81	4	34,661.29	17,727.76	52,389.06	
010015 Ballmon Chair in Optoelectronic Systems & Devices (Private)	800,864.71	733,907.78	771,142.86	768,471.79	4	34,661.28	17,727.76	52,389.06	
010016 Hardesty Chair & Lectureship in Aviation Science	466,470.16	417,626.26	422,049.29	496,381.90	4	19,692.19	19,736.97	39,429.16	
010017 AMDOO Chair in Chemical Engineering	387,382.08	365,112.76	384,897.13	379,130.66	4	17,060.88	(0.00)	17,060.88	
010018 Carson Chair in Business Administration	661,204.67	543,592.34	575,162.55	666,786.62	4	26,066.39	0.00	26,066.40	
010019 Noble Foundation - Marketing Strategy Chair	416,636.63	392,448.75	414,033.40	407,672.66	4	18,346.27	0.00	18,346.27	
010020 Herrington Intelligent Machines & Robotics Chair	416,016.61	420,234.36	470,563.65	436,271.21	4	19,687.20	2,642.64	22,329.76	
010021 Willisms (formerly MAPCO) Chair in Higher Education	360,822.77	339,153.87	356,626.50	348,877.71	4	15,699.50	(0.00)	15,699.49	
010022 OG&E Chair in Regional Economic Analysis	417,439.69	383,479.48	392,847.85	397,942.94	4	17,907.41	19,286.90	37,194.31	
010023 Endowed Chair in Agriculture	629,632.11	691,385.51	933,667.50	918,228.57	4	41,320.28	(0.00)	41,320.28	
010024 Endowed Chair in Veterinary Medicine	696,149.36	641,539.97	684,211.85	677,317.06	4	39,479.27	(0.00)	39,479.27	
010025 Albert H. Nelson Chair in Robotics	429,661.08	425,127.69	447,058.89	489,946.69	4	19,627.66	2,909.70	22,537.26	
010026 Stevens (MOST) Chair in Agricultural Biotechnology	1,803,218.30	1,685,486.62	1,976,651.20	1,766,118.71	4	78,980.94	21,862.13	100,843.48	
010027 Endowed Chair in Agriculture II	622,012.72	589,719.20	661,420.98	624,384.80	4	28,097.29	(0.00)	28,097.29	
010028 Cohn Chair in Veterinary Medicine (Mercy Works Donor)	669,898.26	553,628.27	596,188.23	679,904.92	4	26,096.72	7,629.87	33,726.60	
010029 Neustadt Chair in Agriculture Economics	369,591.87	356,773.34	393,225.83	373,197.01	4	16,793.87	0.00	16,793.87	
010030 Irvin Bollenback Endowed Chair in Wildlife Biology	671,036.20	653,099.35	678,942.61	667,692.72	4	30,046.17	1,986.89	32,033.06	
010031 Walter R. Sillington Endowed Chair in Food & Fiber Animal Mea	1,660,417.77	1,609,411.87	1,658,784.68	1,643,871.44	4	73,929.21	1,888.68	76,817.89	
010032 Walter R. Sillington Endowed Chair in Veterinary Medicine II	1,888,179.96	1,625,541.46	1,757,348.82	1,690,366.74	4	76,066.05	14,064.67	90,130.72	
010033 William Davis Chair in Human Environmental Sciences	806,818.38	575,864.98	605,263.64	696,648.33	4	28,804.18	16,069.29	44,873.47	
010034 Edward E. Bartlett Endowed Chair in Chemical Engineering	692,446.87	623,587.49	632,982.07	616,338.48	4	27,736.23	(0.00)	27,736.23	
010035 Paul C. Wise Chair in Finance	1,068,009.49	1,006,987.06	1,062,340.52	1,042,476.69	4	46,911.41	22,013.81	68,925.22	
010036 Hannah D. Atkins Professorship of Public Service & Govt Info	466,266.69	450,639.19	467,419.19	461,436.02	4	20,764.71	20,860.66	41,625.26	
010037 Sarkey's Professorship in Entomology	208,040.47	199,254.89	206,237.78	204,611.05	4	9,203.00	(0.00)	9,203.00	
010038 Sarkey's Professorship in Agriculture Engineering	201,269.63	191,518.25	198,891.35	197,228.14	4	8,876.04	0.00	8,876.04	
010039 Arthur Andersen - Accounting	179,944.29	171,461.07	178,506.52	176,637.30	4	7,948.68	(0.00)	7,948.68	
010040 Maddox Professorship - Chemical Engineering	239,088.62	234,328.63	238,791.40	237,402.95	4	10,683.13	(0.00)	10,683.13	
010041 Centennial Professorship in Engineering - A	227,718.70	203,874.37	235,495.55	232,362.87	4	10,006.39	14,627.19	24,633.62	
010042 Noble Foundation Professorship for Tech. Enhanced Learning Sy	286,328.96	258,440.40	270,063.52	271,277.62	4	12,207.49	6,666.24	17,873.73	
010043 Reynolds - Journalism & Broadcasting	169,216.08	181,267.11	187,267.15	186,916.45	4	8,505.24	0.00	8,505.24	
010044 John And Sue Taylor Professorship in Human Environmental Sc.	233,606.37	219,288.83	233,999.94	226,897.74	4	10,266.90	(0.00)	10,266.90	
010045 Southwestern Bell Professorship in Mathematics	184,967.90	173,725.81	184,588.64	181,100.79	4	8,149.54	0.00	8,149.54	
010046 Southwestern Bell - Electro-Optical Systems (Engineering)	202,376.76	181,317.17	183,237.48	188,976.80	4	8,608.96	10,828.09	19,436.95	

OKLAHOMA STATE REGENTS' ENDOWMENT TRUST FUND--2017 DISTRIBUTION SCHEDULE

Account	Account Balances			Three-year Average		FY17 Available	FY16 Carryover	Total Available Distribution	Distribution Requested
	Account Balance 6/30/17	6/30/16	Account Balance 6/30/15	Mrkt. Value	# Qrts	Distribution			
010047 Animal Science Graduate of Distinction	183,268.00	176,886.41	188,911.90	188,017.10	4	8,256.77	0.00	8,256.77	
010048 Tom J. Cunningham Chair in Mechanical Engineering	370,720.43	353,877.61	372,593.36	366,730.47	4	16,467.87	(0.00)	16,467.87	
010049 FSCO/Albrecht Naester in Electrical Engineering	387,401.86	377,869.11	407,272.55	390,847.84	4	17,688.16	0.00	17,688.16	
010050 Sarkey's Professorship in Agriculture Sciences	187,692.42	177,284.79	186,008.48	183,661.90	4	8,264.79	0.00	8,264.79	
010051 Warth Professorship in Crop Sciences	177,902.87	168,536.86	192,732.67	179,724.13	4	8,087.69	0.00	8,087.69	
010052 OOM Alumni Professorship in Rural Medicine	206,318.99	193,001.19	200,914.60	199,744.92	4	8,968.02	794.39	9,762.91	
010053 P. E. Harrill Professorship in Crop Sciences	196,003.64	185,185.94	194,191.86	191,793.81	4	8,630.72	(0.00)	8,630.72	
010054 W. Paul Miller Professorship of Business Administration	200,679.31	189,528.59	198,190.31	196,059.40	4	8,824.47	4,437.06	13,261.53	
010055 Clarence E. Page Professorship of Aviation Sciences	448,667.44	401,589.18	405,842.36	418,662.99	4	18,839.83	23,728.94	42,568.77	
010056 Krull Professorship in Parasitology	328,246.20	305,155.27	318,162.83	317,188.10	4	14,278.46	6,666.73	20,945.19	
010057 Simplex Professorship in Fire Protection	182,874.34	163,725.64	165,459.64	170,686.64	4	7,680.69	6,861.80	13,542.49	
010058 W.F. Wood Professorship for Library Service	184,368.61	180,575.93	194,756.32	186,666.95	4	8,396.51	(0.00)	8,396.51	
010059 Doris Neustadt Professorship for Library Science (Public)	209,089.73	190,220.05	192,234.65	197,164.61	4	8,872.42	8,666.76	17,439.17	
010060 Doris Neustadt Professorship for Library Science (Private)	202,693.90	184,328.81	186,281.01	191,067.91	4	8,698.06	8,382.44	16,960.50	
010061 Santelmann/Warth Endowed Prof. in Agronomy (Private)	167,238.48	157,109.00	166,938.47	163,780.31	4	7,370.11	0.00	7,370.11	
010062 Santelmann/Warth Professorship of Agronomy (Public)	174,004.86	163,411.79	173,635.34	170,360.66	4	7,666.78	0.00	7,666.78	
010063 McCasland Foundation Professorship in Veterinary Medicine	203,066.36	192,113.80	203,921.46	199,697.21	4	8,966.37	(0.00)	8,966.37	
010064 Puterbaugh Professorship for Library Science (12/31/88)	296,111.60	286,823.12	306,900.17	296,644.96	4	13,344.62	(0.00)	13,344.62	
010065 Wilton T. Anderson Professorship of Accounting (12/2/93)	174,762.67	169,931.02	177,282.59	173,990.10	4	7,829.55	(0.00)	7,829.55	
010066 Oscar S. Gallatin/Dalotia & Touche Prof. in Accounting (9/94)	170,767.48	160,364.71	170,406.24	167,176.14	4	7,622.98	0.00	7,622.98	
010067 Wayman & Donna Spence Professorship in Wellness	181,211.74	166,305.86	171,246.39	172,921.38	4	7,781.46	3,673.62	11,455.08	
010068 V. Brown Monnett Professorship in Geology (Private)	249,168.01	235,972.89	243,157.21	242,762.70	4	10,924.32	7,097.46	18,021.80	
010069 V. Brown Monnett Professorship in Geology (Public)	646,870.07	609,834.11	627,167.07	627,628.75	4	28,243.07	16,899.19	45,142.26	
010070 Vaughn Foundation Professorship in Number Theory (Private)	93,906.24	93,674.64	98,363.68	96,314.62	4	4,289.15	(0.00)	4,289.15	
010071 Vaughn Foundation Professorship in Number Theory (Public)	176,690.08	175,018.26	183,717.80	178,108.71	4	8,014.89	(0.00)	8,014.89	
010072 Equine Sports Medicine Professorship	646,796.18	608,050.31	644,609.16	638,161.84	4	28,491.82	0.00	28,491.82	
010073 Norris Professorship of Humanities	248,676.79	234,333.69	247,138.76	240,382.75	4	10,962.22	(0.00)	10,962.22	
010074 Longhairs Professorship in Hotel and Restaurant Administration	213,627.76	191,679.88	197,169.31	200,872.82	4	9,059.25	12,416.26	21,475.51	
010075 Endowed Professorship in Animal Medicine	623,278.01	489,251.75	519,844.62	610,791.76	4	22,966.63	1,068.63	24,035.26	
010076 Fleming Professorship of Management Technology	169,744.70	149,593.55	157,152.18	166,496.81	4	6,997.36	6,160.61	12,157.97	
010077 Carroll M. Leonard Professorship (9/30/95)	170,101.02	152,289.81	153,902.70	168,764.61	4	7,144.40	7,092.16	14,236.57	
010078 Macula Professorship in Engineering (9/6/97)	120,812.96	108,162.15	110,707.44	118,227.82	4	6,096.23	3,616.76	8,611.99	
010079 M.R. Lohman Professorship in Engineering	326,640.67	295,796.96	298,929.71	306,766.76	4	13,804.01	51,966.14	66,760.15	
010080 Richard W. Poole Professorship for Excellence (Business)	244,392.37	218,802.14	221,973.36	228,389.29	4	10,277.62	7,514.46	17,792.00	
010081 Mel and Mary Jones Professorship in Plant Genetics	111,800.02	104,994.71	111,564.30	109,463.01	4	4,926.39	(0.00)	4,926.39	
010082 Norman and Suzanne Myers Chair in Business	428,787.06	413,748.88	428,437.07	426,331.00	4	19,274.90	(0.00)	19,274.90	
010083 Kerr Foundation Chair in Biomedical Laser and Bionanotics Res	412,094.70	388,442.65	416,605.00	403,714.12	4	18,167.14	0.00	18,167.14	
010084 Bill Fitzwater Cooperative Chair in Ag Economics	801,079.63	813,559.17	844,996.25	846,616.06	4	38,095.18	34,123.26	72,218.45	
010085 Robert Sireney Prof. Ag Biochemistry (MDST/Optical)	217,442.69	206,819.38	214,356.77	212,872.91	4	9,679.23	(0.00)	9,679.23	
010086 Wayne and Jean Huffine Prof. Turfgrass (MDST/Optical)	216,203.46	213,197.71	220,497.42	216,259.63	4	9,738.48	(0.00)	9,738.48	
010087 W. Haskell Cudd Professorship in Business	241,338.11	219,242.42	247,776.94	236,119.16	4	10,826.96	6,210.66	16,836.91	
010088 Professorship in Structural and Household Pest Control/Urban E.	481,006.97	400,817.92	408,896.51	418,673.80	4	18,610.82	8,465.63	27,076.46	
010089 Ricks-Rapp Professorship in Musculoskeletal Research	232,492.19	219,016.92	231,429.68	227,646.26	4	10,244.08	0.00	10,244.08	
010090 Sparks Endowed Chair in Agriculture	1,003,836.98	980,212.27	1,055,726.56	1,013,268.27	4	46,696.62	19,384.23	66,080.85	
010091 Glenn Bullock Endowed Professorship in Equine Reproduction	217,076.71	204,298.58	231,374.85	217,688.05	4	9,791.24	0.00	9,791.24	
010092 Watson Chair in Financial Risk Management	864,026.90	804,864.55	841,480.15	839,478.67	4	37,606.46	41,017.86	78,624.32	
010093 Christine Salmon Endowed Professorship in Interior Design	266,323.80	251,603.58	264,715.99	267,216.39	4	11,674.74	(0.00)	11,674.74	
010094 Endowed Chair in Geophysics	286,348.44	252,716.72	281,496.13	286,617.09	4	11,936.27	(0.00)	11,936.27	
010095 Heath Endowed Professorship in Journalism	371,944.96	346,094.19	368,779.35	360,972.84	4	16,802.25	1,666.78	17,969.01	
010096 Browning Professorship in Agriculture #02	326,666.08	327,415.75	348,168.74	334,046.84	4	16,882.11	(0.00)	16,882.11	
010097 Williams Chair in Information Technology (OSU Tulsa) #02	1,366,736.23	1,421,643.33	1,674,376.90	1,487,696.49	4	66,941.95	66,969.86	122,911.19	
010098 Fran D. Jabara Professorship in Entrepreneurship Studies	1,092,988.06	978,541.73	988,905.34	1,020,146.04	4	46,908.63	100,130.96	148,037.49	
010099 Don Brattan Endowed Professorship in Business	324,514.91	295,067.12	301,907.66	307,163.28	4	13,822.36	21,642.67	36,964.92	
010100 Spears Chair in Business Administration	2,747,515.08	2,589,524.04	2,730,840.12	2,689,436.41	4	121,024.19	(0.00)	121,024.19	
010101 Francis Tuttle Professorship in Occupational and Adult Education	584,167.85	522,999.87	528,538.90	646,236.64	4	24,636.60	18,666.87	43,092.47	
010102 Glenn M. Shindcomb Family Professorship	346,665.88	345,474.14	365,208.69	362,449.67	4	16,980.23	(0.00)	16,980.23	
010103 Bred-Dove Professorship in Agribusiness	602,873.46	577,594.21	608,213.30	696,226.99	4	26,830.21	0.00	26,830.21	
010104 Bryan Close Endowed Professorship	307,234.08	294,672.68	296,787.39	296,231.38	4	13,403.41	7,270.46	20,693.88	
010105 Hyle Family Endowed Professorship	322,208.19	293,841.65	311,249.75	311,099.66	4	13,969.49	9,776.64	23,746.14	
010106 Morrison Endowed Chair in Math, Science and Tech. Education	1,144,447.07	1,060,508.05	1,071,739.76	1,092,281.82	4	49,160.42	30,666.62	80,016.06	
010107 Arthur L. Reed Chair	963,954.29	907,157.40	944,928.13	938,679.94	4	42,240.60	23,989.72	66,230.32	

OKLAHOMA STATE REGENTS' ENDOWMENT TRUST FUND--2017 DISTRIBUTION SCHEDULE

Account	Account Balances		Three-year Average		FY17 Available Distribution	FY16 Carryover	Total Available Distribution	Distribution Requested
	Account Balance 6/30/17	Account Balance 6/30/16	Account Balance 6/30/15	Mrkt. Value				
010100 Tensek Chair in Animal Science	478,612.39	460,619.19	478,880.97	472,704.18	4	21,271.69	0.00	21,271.69
010109 White Animal Science Chair	463,946.00	438,124.90	459,923.21	458,998.09	4	20,429.91	0.00	20,429.91
010110 Peggy Layman Welch Chair	564,958.22	520,122.74	534,189.38	689,766.78	4	24,289.05	27,103.86	61,392.90
010111 Sports Media Professorship	486,671.17	459,024.23	483,057.70	476,261.03	4	21,431.30	0.00	21,431.30
010112 Judy Johnson Professorship in Accounting	230,190.02	216,915.20	229,499.41	226,654.88	4	10,149.07	(0.00)	10,149.07
010113 Lanny Chastren Professorship in Accounting	283,318.01	250,691.57	258,481.89	267,497.16	4	11,687.37	(0.00)	11,687.37
010114 Paterbaugh Legal Studies & Ethics in Business Professorship	360,834.29	334,498.26	340,483.69	346,272.08	4	16,637.24	11,321.66	28,058.90
010115 Eltes Oklahoma International Women Forum Professorship	234,706.04	222,517.16	233,238.23	220,163.61	4	10,366.92	0.00	10,366.92
010118 Spears in Administrative and Academic Leadership	1,227,849.55	1,099,281.93	1,110,924.29	1,146,018.69	4	61,670.84	88,340.80	136,920.64
010117 Spears Chair in Business Administration II	2,150,691.16	2,010,475.85	2,106,038.63	2,089,068.66	4	94,008.08	78,623.86	172,631.94
010118 Williams Chair in Business	1,066,670.78	993,196.10	1,036,556.79	1,032,141.22	4	46,446.36	36,394.62	81,840.98
010119 Spears Chair in Business Administration III	1,357,364.98	1,269,985.69	1,325,129.30	1,317,490.32	4	69,287.20	49,320.66	106,607.86
010120 Raymond Young Chair	626,273.40	576,388.53	593,440.84	698,700.98	4	26,941.54	26,616.72	63,457.26
010121 Christine Cahsed Professorship	279,335.03	250,085.97	252,734.60	260,718.64	4	11,732.39	12,206.09	23,937.48
010122 Stella Anderson Professorship	297,919.79	266,724.73	275,290.10	279,978.21	4	12,699.02	8,219.46	20,918.47
010123 Gorman Gilbert, Bert Cooper, W&W Steel Professorship in Civil & Environ	459,329.86	431,377.12	458,525.94	449,744.31	4	20,536.49	0.00	20,536.49
010124 Marilyn Thomas Chair in Human Environmental Services	465,981.73	444,592.77	469,062.40	469,979.97	4	20,694.66	(0.00)	20,694.66
010125 Dr. Lawrence E. Roger Distinguished Professorship in International Studies	303,035.01	284,128.98	298,390.29	296,184.76	4	13,288.31	10,746.08	24,034.39
010128 Thom as E. Berry Professorship in Water Research	248,020.97	234,520.49	240,490.86	241,010.77	4	10,845.48	3,742.32	14,687.80
010127 Hodges Professorship in Plant & Soil Research	235,448.45	225,797.32	233,235.42	231,498.73	4	10,417.22	0.00	10,417.22
010128 A. J. and Susan Jacques Chair in Ag. Economics	923,622.31	871,368.10	919,273.06	904,764.49	4	40,719.96	0.00	40,719.96
010129 Chesapeake Energy Chair in Petroleum Geosciences	924,766.67	876,883.92	934,564.49	912,071.69	4	41,043.23	(0.00)	41,043.23
010130 Geology A Chair II	924,766.67	876,883.92	934,564.49	912,071.69	4	41,043.23	(0.00)	41,043.23
010131 Devon Energy Chair for Basin Research	928,099.70	873,347.54	941,595.63	914,347.62	4	41,146.64	2,766.94	43,902.66
010132 Vennerberg Chair in Bioinformatics and Molecular Genetics	471,922.56	451,668.27	462,239.37	461,949.40	4	20,787.46	0.00	20,787.46
010133 Vennerberg Professorship in Art	255,243.31	246,728.81	259,206.11	263,728.08	4	11,417.87	4,326.41	16,443.08
010134 N. Malone Mitchell, Jr. Chair in Entrepreneurship	3,676,461.64	3,454,742.12	3,665,890.38	3,699,031.45	4	161,966.42	0.00	161,966.42
010135 Norman G. Stevenson Chair in Entrepreneurship	3,767,009.76	3,500,660.34	3,666,477.52	3,644,616.87	4	164,005.21	29,676.42	193,679.54
010138 Paterbaugh Foundation Professorship Fund	560,259.86	501,595.37	506,907.70	622,921.01	4	23,631.45	21,964.06	45,465.61
010137 John A. & Donnie Brock Professorship in Educational Leadership	238,941.64	222,122.64	233,569.58	231,644.62	4	10,419.61	1,660.49	12,080.00
010138 Ferns, Anderson, Halligan College Student Development Professorship	277,101.97	248,086.74	250,714.20	268,634.30	4	11,638.54	10,608.88	22,147.45
010139 Ledbetter & Lemson Counseling Psych Diversity Professorship	234,377.45	222,922.34	237,513.89	231,604.66	4	10,422.21	(0.00)	10,422.21
010140 A.J. and Susan Jacques Professorship in Special Education	307,826.01	275,593.68	278,512.45	287,310.71	4	12,928.98	21,397.46	34,326.47
010141 Chuck and Kim Watson	471,930.27	454,017.14	464,254.26	463,400.66	4	20,863.03	0.00	20,863.03
010142 Harold Courson Chair in Petroleum Engineering	1,028,516.07	953,440.90	973,138.48	986,031.82	4	44,326.43	29,611.22	73,937.66
010143 Continental Resources Chair in Petroleum Engineering	940,986.47	915,450.20	988,111.90	946,182.86	4	42,668.23	0.00	42,668.23
010144 Ray and Linda Booker Professorship in Aerospace Engineering	232,075.01	219,910.91	225,124.43	227,088.79	4	10,216.66	0.00	10,216.66
010145 Donald and Cathy Humphreys Chair in Industrial Engineering & Mgmt	486,202.50	465,833.51	511,535.86	494,629.98	4	22,265.68	(0.00)	22,265.68
010146 Donald and Cathy Humphreys Chair in CEAT	600,413.04	546,293.58	552,079.31	666,261.98	4	26,481.79	37,784.91	63,266.60
010147 OG&E Energy Technology Chair	519,722.90	506,605.01	537,628.54	621,996.48	4	23,489.36	10,170.69	33,659.94
010148 Samson Investment Chair in Petroleum Engineering	939,192.89	873,277.88	917,102.84	909,867.87	4	40,943.60	7,769.14	48,712.76
010149 Lew Ward Chair in Petroleum Engineering	537,297.61	493,831.95	519,254.09	616,794.65	4	23,266.76	10,286.90	33,443.66
010150 Bryan Clore Professorship in Adulthood & Aging	243,723.63	226,178.56	237,336.21	236,746.13	4	10,608.66	4,109.16	14,717.72
010151 Endowed Professorship in Parenting	338,768.85	316,087.23	336,684.38	330,613.49	4	14,873.11	4,931.68	19,804.79
010152 Doug and Nickie Burns Endowed Professorship in Vocal Music	230,879.59	217,933.69	229,383.25	226,066.61	4	10,172.96	0.00	10,172.96
010153 Joan Kurlpatrick Clinic Professorship in Small Animal Internal Medicine	585,057.33	546,812.85	552,604.08	661,491.42	4	26,287.11	30,669.20	56,956.31
010154 Gerico Family Chair in Library Excellence	1,026,457.03	955,565.60	1,041,545.51	1,007,866.06	4	46,363.62	10,321.60	66,678.02
010155 George Kaiser Family Foundation Chair "A" in Health Sciences	925,590.28	880,767.51	940,400.16	917,919.32	4	41,936.37	0.00	41,936.37
010156 George Kaiser Family Foundation Chair "B" in Health Sciences	976,578.39	874,321.26	979,899.08	949,639.67	4	42,461.98	28,164.31	68,626.29
010157 Northwest Oklahoma Osteopathic Foundation Grad Education	232,457.61	222,561.67	240,076.75	231,698.68	4	10,426.44	0.00	10,426.44
010158 Harrison Bartlett Professorship in Chemistry	463,321.29	438,175.06	458,557.98	453,361.44	4	20,400.81	118.96	20,519.79
010159 Masonic Foundation Chair in Gender Studies	532,417.79	501,829.47	517,424.94	617,224.07	4	23,276.08	9,093.66	32,369.63
010160 Laurence and Georgia Ina Dresser Professorship in Rural Sociology	445,217.87	417,940.12	429,392.43	480,860.14	4	19,888.26	7,149.92	26,938.18
010161 Vennerberg Professorship in Developmental Disabilities Psychology	253,209.95	243,066.99	253,087.50	249,788.16	4	11,240.47	0.00	11,240.47
010162 Construction Management Technology Advisory Board Professorship	483,909.98	456,749.69	467,704.70	469,464.79	4	21,126.47	6,942.98	28,069.46
010163 John Hendrix Chair in Engineering Fund	527,156.16	474,936.28	502,367.12	601,498.62	4	22,666.89	13,319.40	36,086.30
010164 Center for Innovation and Economic Development Chair in Sensor Technol	564,323.64	523,849.56	530,232.51	689,468.67	4	24,276.09	18,327.83	42,603.91
010165 Jim and Lynne Williams Professorship in Energy Technologies	256,152.42	240,382.52	265,116.26	255,653.73	4	11,434.77	2,874.66	14,299.36
010166 James Professorship in Fire Protection and Safety	473,845.94	446,866.04	461,257.75	480,669.67	4	20,731.04	10,460.66	31,191.60
010167 Williams Companies Professorship in Civil Engineering	343,275.06	322,526.17	345,418.01	397,078.08	4	16,168.29	0.00	16,168.29
010168 Wilson Bentley Professorship in Industrial Engineering & Management	302,704.03	289,854.05	305,422.80	339,826.96	4	13,469.71	0.00	13,469.71

OKLAHOMA STATE REGENTS' ENDOWMENT TRUST FUND--2017 DISTRIBUTION SCHEDULE

Account	Account Balances			Three-year Average		FY17 Available Distribution	FY16 Carryover	Total Available Distribution	Distribution Requested
	Account Balance 6/30/17	6/30/16	Account Balance 6/30/15	Mrkt. Value	# Qrts				
010189 Centennial Professorship in Architecture & Architectural Engineering	480,844.55	441,283.58	469,209.07	468,779.07	4	20,870.06	9,420.96	30,290.42	
010170 Halliburton Professorship in Engineering	262,379.66	240,889.54	256,227.26	253,165.49	4	11,992.45	6,369.76	16,746.20	
010171 Audrey E. Oaks Professorship	262,589.17	262,337.87	265,116.26	263,847.77	4	11,860.66	0.00	11,860.66	
010172 Jennifer Flanery Jacques Professorship in Community Counseling	247,720.01	234,506.84	245,862.53	242,696.46	4	10,921.34	0.01	10,921.35	
010173 Joan Donelson Jacques Professorship in Health Promotion	246,680.43	232,966.89	247,309.31	242,818.88	4	10,904.96	0.00	10,904.96	
010174 Elizabeth Jacques Munroe Professorship in Reading and Literacy	273,249.25	257,596.55	272,900.06	267,916.29	4	12,066.19	(0.00)	12,066.19	
010175 M. E. Sretton Endowed Professorship in Wellness	246,484.22	232,783.88	245,883.91	241,717.93	4	10,877.28	0.00	10,877.28	
010176 Alice Phillips Endowed Professorship in Elementary Education	257,393.40	238,727.12	255,108.60	260,979.71	4	11,987.09	2,117.11	13,864.20	
010177 Laurence and Georgia Ina Dresser Professorship in Rural Teacher Education	493,816.99	442,109.61	446,791.94	460,908.18	4	20,740.78	23,722.80	44,463.58	
010178 Jim and Lynne Williams Professorship in Nutritional Sciences	251,761.32	242,300.89	252,307.76	248,789.99	4	11,196.66	0.00	11,196.66	
010179 Johnny Pope Chair in Entrepreneurship	4,004,114.27	3,830,953.27	4,045,999.08	3,960,366.64	4	178,216.00	0.00	178,216.00	
010180 Entrepreneurship Chair #1	3,962,288.70	3,722,733.05	3,918,834.61	3,867,962.12	4	174,067.86	6,739.46	180,797.29	
010181 Entrepreneurship Chair #2	4,314,755.83	4,123,974.71	4,241,860.10	4,226,888.66	4	190,206.86	71,996.74	262,204.60	
010182 Entrepreneurship Chair #3	2,088,328.54	2,077,209.62	2,120,930.05	2,056,469.41	4	94,297.02	0.00	94,297.02	
010183 Wilton T. Anderson Chair in Accounting	516,178.51	475,951.80	508,618.28	600,249.63	4	22,611.23	8,312.13	30,923.36	
010184 Greg Massey Professorship in Finance	249,581.29	278,771.32	252,224.58	260,192.40	4	11,708.69	10,163.42	21,869.08	
010185 Chuck and Kim Watson Chair in Business	514,252.89	482,086.68	517,397.59	604,649.12	4	22,704.71	6,979.68	28,684.29	
010188 Patrick B. Doe Professorship	453,555.07	414,593.70	422,825.46	490,324.74	4	19,864.61	14,003.73	33,868.34	
010187 Jay and Fayensie Helm Professorship	260,574.74	239,566.26	251,543.18	250,661.59	4	11,276.26	4,693.03	15,969.29	
010188 ONEOK Foundation Chair in Finance	1,119,703.15	1,002,459.49	1,023,421.93	1,048,628.19	4	47,183.77	48,442.08	90,625.85	
010189 Holder Family Chair in Entrepreneurship	1,012,635.78	983,888.50	1,060,465.03	1,018,996.44	4	46,854.64	(0.00)	46,854.64	
010190 Claud D. Kniffin Professorship of Library Science & Education	256,275.02	251,127.67	263,320.14	266,907.61	4	11,660.84	(0.00)	11,660.84	
010191 Burns and Ann Hargis Endowed Professorship	280,235.46	250,892.12	257,095.05	262,740.87	4	11,823.34	10,967.96	22,790.70	
010192 Madeleine Dickens Chair #A	1,018,221.02	991,927.08	1,043,791.35	1,017,979.82	4	46,809.09	(0.00)	46,809.09	
010193 Madeleine Dickens Chair #B	1,018,221.02	991,927.08	1,043,791.35	1,017,979.82	4	46,809.09	(0.00)	46,809.09	
010194 Madeleine Dickens Chair #C	1,018,221.02	991,927.08	1,043,791.35	1,017,979.82	4	46,809.09	(0.00)	46,809.09	
010195 Madeleine Dickens Chair #D	1,018,221.02	991,927.08	1,043,791.35	1,017,979.82	4	46,809.09	(0.00)	46,809.09	
010196 Madeleine Dickens Chair #E	1,018,221.02	991,927.08	1,043,791.35	1,017,979.82	4	46,809.09	(0.00)	46,809.09	
010197 Rambold Family Chair in Agricultural Finance	502,511.38	484,254.54	522,066.79	600,910.90	4	22,646.99	(0.00)	22,646.99	
010198 George Chiga Animal Science Endowed Professorship Fund	248,074.06	234,297.01	244,901.03	242,424.03	4	10,909.08	277.25	11,186.33	
010199 Oklahoma Farm Credit Professorship in Agricultural Economics	251,599.28	242,406.09	257,369.39	260,468.26	4	11,270.62	0.00	11,270.62	
010200 Mtnbergen Family Professorship in Plant and Soil Sciences	262,533.81	249,174.55	255,470.80	256,726.99	4	11,607.69	3,181.23	14,688.91	
010201 Cine Family Equine Science Professorship	254,279.94	247,647.40	262,075.08	264,667.47	4	11,460.04	(0.00)	11,460.04	
010202 Nutrients for Life Foundation Professorship in Soil and Food Crop Nutrition	244,626.57	229,968.33	253,191.48	242,695.46	4	10,916.80	0.00	10,916.80	
010203 Advance Foods/S.E. Gilliland Professorship in Microbial Food	289,437.72	277,997.97	295,497.63	287,644.44	4	12,944.00	0.00	12,944.00	
010204 Roger Howell Endowed Professorship in Agricultural Education	251,524.09	232,508.10	244,982.65	243,004.95	4	10,936.22	2,247.36	13,183.58	
010205 4-H Centennial Professorship	279,245.09	262,430.24	265,890.40	269,188.68	4	12,118.49	7,629.46	19,646.96	
010206 Charles and Linda Shackelford Professorship in Floriculture	253,257.45	245,487.64	262,622.25	305,769.11	4	11,430.61	0.00	11,430.61	
010207 Barry Pollard MD/F&K Equipment Inc. Professorship in Agribusiness	258,344.43	237,516.76	253,391.90	249,961.03	4	11,247.80	4,392.63	15,640.38	
010208 Mary Lou Lenson Endowed Professorship for Under-represented Voices	270,495.33	251,646.58	259,502.78	260,548.23	4	11,724.67	6,966.94	18,691.61	
010209 Cal and Marilyn Vogt Professorship in CEAT	249,796.08	235,117.02	248,575.56	244,496.22	4	11,002.93	(0.00)	11,002.93	
010210 John Branner Endowed Professorship in Mechanical & Aerospace Engine	246,603.33	232,438.38	245,314.63	241,462.11	4	10,866.96	0.00	10,866.96	
010210 H. Ed Keller Endowed Professorship in Finance (formerly Endowed Professor)	247,080.18	233,928.78	244,974.96	242,127.94	4	10,896.76	(0.00)	10,896.76	
010212 Joe Sytar Endowed Chair	633,208.75	595,806.08	615,056.37	614,690.40	4	27,681.07	9,609.73	37,470.80	
010213 William S. Spears Chair in Business Administration IV	712,215.05	702,626.10	723,121.71	712,664.29	4	32,009.44	(0.00)	32,009.44	
010215 Ralph and Peggy Brennan Professorship Fund	247,765.27	234,103.66	249,153.61	243,674.18	4	10,966.34	0.00	10,966.34	
010216 Don and Cathy Humphreys Chair in International Studies	311,484.02	297,358.89	317,816.17	308,896.96	4	13,999.89	0.00	13,999.89	
010217 Don and Cathy Humphreys Chair in International Studies - B	305,192.14	286,879.92	316,205.47	302,729.18	4	13,622.81	0.00	13,622.81	
010218 O'Neill and Helen Buchanan Chair in Biometrics and Agricultural Engineer	505,511.24	487,922.81	505,183.38	499,640.81	4	22,479.34	0.00	22,479.34	
010219 Howard and Adene Harrington Chair in Animal Science	600,097.95	569,166.48	611,650.34	693,608.26	4	26,712.37	(0.00)	26,712.37	
010220 Virgil and Marge Jurgensmeyer Research Professorship/Product Developm	271,737.54	249,412.27	262,677.46	261,276.76	4	11,767.41	7,619.29	19,376.69	
010221 Temple Grady Professorship in Animal Behavior and Well Being	275,124.17	260,339.06	265,116.26	266,869.83	4	12,008.69	6,381.14	18,389.83	
010222 Hitch Family Professorship in Ruminant Feedlot Nutrition	248,673.92	236,271.95	245,032.21	243,326.08	4	10,949.67	0.00	10,949.67	
010223 Devon Energy Chair/Basin Research II (formerly Homeland Security Senc	993,425.71	933,565.16	995,732.35	974,241.08	4	43,840.86	2,669.08	46,509.98	
010224 Vennerberg Chair in Bioinformatics and Molecular Genetics II (formerly M	505,074.89	482,674.90	493,737.18	499,628.99	4	22,222.30	(0.00)	22,222.30	
010225 Don and Cathy Humphreys Chair CEAT II (formerly Botany A II)**	579,524.48	524,675.74	530,232.51	644,810.91	4	24,616.49	26,139.13	49,666.63	
010226 Continental Resources Chair in Petroleum Engineering II (formerly Indoor I	1,001,148.01	959,726.33	1,010,265.77	990,380.04	4	44,667.10	0.00	44,667.10	
010227 Lew and Myra Ward Chair in Petroleum Engineering II (formerly Electrom	572,402.56	525,300.73	548,840.02	648,647.77	4	24,696.16	10,871.29	35,567.45	
010228 John and Denise Brock Professorship in Education Leadership & Policy II	252,856.73	234,915.41	246,391.36	244,867.84	4	11,019.95	1,516.71	12,536.66	
010229 Bryan Close Professorship in Adulthood & Aging II (formerly Family Genes	259,173.03	239,742.48	249,686.27	249,686.27	4	11,229.05	4,029.74	16,258.77	
010231 N. Malone Mitchell, Jr. Chair in Entrepreneurship II (formerly Health/Soci	3,930,878.42	3,693,275.56	3,919,104.56	3,847,762.86	4	173,148.88	0.00	173,148.88	

OKLAHOMA STATE REGENTS' ENDOWMENT TRUST FUND--2017 DISTRIBUTION SCHEDULE

Account	Account Balances			Three-year Average		FY17 Available Distribution	FY16 Carryover	Total Available Distribution	Distribution Requested
	Account Balance 6/30/17	6/30/16	Account Balance 6/30/15	Mrkt. Value	# Qrts				
010232 Don and Cathy Humphreys Chair in International Studies A II (formerly Li	498,518.03	476,019.68	508,388.60	494,908.77	4	22,249.89	0.00	22,249.90	
010233 Gerico Family Chair in Library Excellence II (formerly Lib Sci & Electroni	1,087,779.22	1,011,654.40	1,092,634.31	1,064,022.64	4	47,881.02	10,498.65	68,379.67	
010234 Madeline Dickert Chair A II (formerly Social Marketing Chair II)**	5,091,374.23	4,959,900.37	5,219,229.72	6,090,168.11	4	229,067.66	0.00	229,067.67	
010235 A.J. and Susan Jacques Chair in Agric. Economic II (formerly Henry Bellm	987,241.42	931,340.10	981,458.83	966,680.12	4	43,600.61	0.00	43,600.61	
010236 Edward Joulain Endowed Chair in Engineering	509,076.47	467,729.19	489,980.31	488,928.66	4	22,001.79	6,666.99	28,668.78	
010237 Houston, Truxa, Wentz Prof in English II**	247,668.83	238,342.12	247,368.14	244,469.70	4	11,000.69	0.00	11,000.69	
010238 Cal and Marilyn Vogt Professorship in CEAT II**	245,290.92	230,880.63	244,019.22	240,050.26	4	10,802.86	(0.00)	10,802.84	
010239 Chuck and Kim Watson Chair in Education III**	247,557.93	237,862.88	243,071.86	242,890.69	4	10,927.59	(0.00)	10,927.59	
010240 Jim & Lynne Williams Prof. in Nutritional Sciences II**	247,023.34	237,423.36	246,812.97	243,783.92	4	10,988.89	0.00	10,988.90	
010241 Greg Massey Professorship in Finance II**	272,175.71	243,676.31	246,257.05	254,086.96	4	11,481.64	9,894.67	21,826.30	
010242 Thom as E. Berry Professorship in Water Research * Mgmt II**	259,171.19	244,546.77	250,486.60	251,401.62	4	11,813.07	3,770.15	16,083.22	
010243 Claud D. Kniffin Professorship of Library Science & Education II** (partial	83,734.01	81,764.20	83,477.62	83,666.61	4	3,764.64	(0.00)	3,764.64	
010244 Barry Pollard MD/P&K Equipment Inc. Professorship in Agribusiness II**	258,274.31	237,452.51	253,925.25	249,884.02	4	11,244.78	4,390.78	16,635.67	
010245 Vennerberg Professorship in Art II**	262,427.35	249,258.06	257,937.68	256,541.08	4	11,644.36	3,281.70	14,776.06	
010246 Ray and Linda Booker Professorship in Aerospace Engineering II**	248,117.43	235,077.95	244,919.13	242,704.84	4	10,921.72	0.00	10,921.72	
010247 M. B. Sereetan Endowed Professorship in Wellness II**	246,419.35	232,722.20	241,668.78	241,668.78	4	10,874.43	0.00	10,874.43	
010248 Jay and Faymille Helm Professorship in Business II**	271,249.54	247,208.53	259,259.09	269,412.61	4	11,675.67	3,908.79	14,974.09	
010249 Harold Courson Chair in Petroleum Engineering III**	271,616.69	247,208.53	247,208.53	255,662.68	4	11,604.37	0.00	11,604.37	
010250 Oklahoma Farm Bureau 4-H Professorship II	264,096.63	247,208.53	247,208.53	244,948.43	4	13,272.68	0.00	13,272.68	
010251 Don & Cathy Humphreys Chair in International Studies C II**	304,690.39	285,206.46	247,208.53	251,664.79	4	11,774.92	5,662.19	17,837.11	
010252 A.J. & Susan Jacques Professorship in Special Education II**	276,121.06	247,208.53							
<b>Subtotal OSU:</b>	<b>146,991,216.66</b>	<b>139,089,179.26</b>	<b>146,047,772.96</b>	<b>144,163,026.41</b>		<b>6,486,896.14</b>	<b>1,849,262.49</b>	<b>8,336,158.67</b>	<b>0.00</b>
<b>OSU Technical Branch, Okmulgee</b>									
013001 First National Bank of Okmulgee Lectureship	47,662.41	42,582.17	48,369.71	46,171.49	4	2,077.71	1,177.94	3,255.65	
013002 Wayne Clark Memorial Lectureship	40,772.10	38,264.13	38,669.38	39,236.20	4	1,766.68	674.17	2,440.85	
013003 Toyota T-Ten Lectureship	79,373.61	70,167.05	70,910.18	70,150.25	4	3,291.76	2,620.63	5,912.39	
013004 C. Mabeay, Jr., Memorial Lectureship	44,739.26	40,654.62	44,478.84	41,767.67	4	1,679.09	2,661.96	4,441.05	
013005 Davis/Walker Lectureship	42,983.62	45,961.03	54,794.63	47,673.09	4	2,154.29	0.00	2,154.29	
013006 Pat Hannigan Lectureship (Private)	82,767.26	83,137.57	93,412.15	86,488.99	4	3,889.76	1,476.69	6,996.28	
013007 Pat Hannigan Lectureship (Public)	90,476.06	90,907.81	102,448.27	94,610.88	4	4,267.47	1,616.46	6,873.95	
013008 Excellence in Hospitality Education	62,844.62	61,413.10	65,206.49	63,164.74	4	2,841.98	1,920.88	4,762.80	
013009 First National Bank of Okmulgee Lectureship #2	42,900.67	49,149.03	49,669.56	47,289.76	4	2,126.79	(0.00)	2,126.79	
013010 Donald W. Reynolds Lectureship for Visual Communications	149,036.45	133,430.91	134,844.06	139,103.61	4	6,269.67	12,913.97	19,173.64	
013011 Taylor Lectureship in Human Rights (9/9/96)	43,749.60	39,168.60	39,849.22	40,922.47	4	1,841.51	4,837.09	6,178.60	
013012 1st Nat'l Bank of Okm. Lect. for Telecom. (12/1/96)	69,269.02	62,015.87	62,672.67	64,662.21	4	2,909.36	12,140.63	15,050.00	
013013 1st Nat'l Bank of Okm. Lect. for Cyber Technology (12/1/96)	46,966.79	66,773.29	67,480.48	60,408.62	4	2,718.16	(0.00)	2,718.16	
013014 1st Nat'l Bank of Okm. Lect. For Advanced Telecommunications	60,486.54	69,391.30	70,732.57	68,740.24	4	2,805.91	(0.00)	2,805.91	
013015 1st Nat'l Bank of Okm. Lect. For Integrated Learning Technology	60,486.54	69,398.36	70,648.75	69,671.14	4	2,866.20	(0.00)	2,866.20	
013016 Fred Jones Lectureship in Automotive Technology	87,989.26	33,477.82	33,832.38	34,901.15	4	1,670.65	2,968.06	4,639.60	
013017 1st Nat'l Bank of Okm. Lectureship for DWR Technology	74,917.72	89,104.64	93,697.15	86,908.60	4	3,866.79	(0.00)	3,866.79	
013018 First National Bank of Okmulgee Student Success Lectureship	66,286.71	49,496.76	50,028.98	61,601.16	4	2,822.06	2,060.16	4,872.21	
013019 Donald W. Reynolds Technology Center Lectureship	80,198.66	93,277.50	96,071.51	89,849.22	4	4,049.21	0.00	4,049.22	
013020 Caterpillar Dealer Lectureship	78,683.47	75,659.60	77,688.70	77,347.25	4	3,480.63	2,064.27	5,544.90	
013021 First National Bank of Okmulgee Learner Centered Lect.	46,802.98	40,558.78	42,398.88	42,768.95	4	1,929.90	1,600.88	3,624.23	
013022 Pedorthic Technology Lectureship	84,667.14	30,938.67	31,645.32	32,880.98	4	1,467.12	3,683.82	4,990.43	
013023 Auto Body Endowed Lectureship	60,296.71	53,984.86	60,508.54	66,264.04	4	2,621.88	1,600.61	4,222.49	
013024 Central & Southwest Lectureship for the Donald W. Reynolds Te	31,649.23	41,248.27	41,685.13	38,194.21	4	1,718.74	0.00	1,718.74	
013025 LC Scotts PSC Lectureship in Advanced Technology Education	31,068.96	39,633.20	40,103.47	36,948.64	4	1,860.65	0.00	1,860.65	
013026 Howard Armstrong/Betta Dierdonk on PSC Lectureship in Adv. Tec	31,649.22	41,248.27	41,685.13	38,194.21	4	1,718.74	0.00	1,718.74	
013027 Sabre Lectureship in Information Technology	28,444.42	32,191.00	35,248.51	31,961.31	4	1,436.26	566.37	2,003.62	
013028 Scholars Center Lectureship	29,038.12	25,597.55	26,460.38	27,165.95	4	1,822.44	1,497.06	2,719.60	
013029 College Readiness Center Lectureship	96,936.69	31,767.11	32,103.55	33,068.85	4	1,468.10	2,423.66	3,911.66	
013030 Leadership Lectureship in Advanced Technology Education	30,988.46	36,218.89	40,655.12	36,962.49	4	1,617.86	0.00	1,617.86	
013031 Title III/Information Technology Professorship (Private)	186,872.36	194,818.68	222,393.34	201,361.46	4	9,061.27	7,182.65	16,243.92	
013032 Mentorship in Advanced Technological Education Lectureship	35,180.61	33,256.59	34,673.02	34,370.08	4	1,646.86	3,299.73	4,946.39	
013033 Citizens Bank & Trust Company of Okmulgee Lectureship	28,476.78	27,956.28	28,252.36	28,228.47	4	1,270.28	0.00	1,270.28	
013034 George Kaiser Family Foundation Professorship in Engineering Tech	1,129,073.44	1,048,728.32	1,071,650.81	1,068,160.85	4	48,741.79	84,446.16	68,189.96	
013035 Don Locke Memorial Lectureship	30,538.29	27,340.64	27,630.20	26,903.05	4	1,360.64	2,122.77	3,483.40	
013036 First National/Citizens Security Professorship II (formerly Bus. Of Med. Ch	199,506.56	192,683.31	206,482.09	199,667.92	4	8,980.08	0.00	8,980.08	
013037 First National/Citizens Security Professorship	201,391.33	194,483.72	208,459.51	201,444.85	4	9,066.02	0.00	9,066.02	



OKLAHOMA STATE REGENTS' ENDOWMENT TRUST FUND - 2017 DISTRIBUTION SCHEDULE

Account	Account Balances			Three-year Average		FY17 Available Distribution	FY16 Carryover	Total Available Distribution	Distribution Requested
	Account Balance 6/30/17	6/30/16	Account Balance 6/30/15	Mrkt. Value	# Qrts				
<b>Subtotal, OSU Technical Branch, Okmulgee:</b>	8,489,109.16	8,897,046.80	8,668,688.08	8,468,229.17		166,846.81	106,880.61	982,726.98	0
<b>OSU - College of Veterinary Medicine</b>									
014001 Mildred Lundberg-Kienlen Professorship in Biomedical Research	852,886.37	813,786.25	846,001.86	837,558.16	4	37,690.12	6,229.10	43,919.22	
014002 Henthorne Clinical Professorship in Small Animal Medicine	310,125.75	291,227.29	303,691.69	301,681.67	4	13,676.67	2,632.61	16,208.28	
014003 Clinical Professorship in Bio-Medical Laser Surgery	248,374.05	236,641.59	253,521.68	246,179.11	4	11,076.06	0.00	11,076.06	
014004 Joan Kirkpatrick Chair in Small Animal Internal Medicine II (formerly Infect)	568,591.88	524,675.74	530,232.51	641,300.04	4	24,366.60	20,267.02	44,633.62	
014005 Animal Internal Medicine Chair II **	250,255.93	234,217.54	244,542.38	243,171.95	4	10,940.74	2,184.06	13,124.80	
<b>Subtotal, OSU Vet. Med.</b>	<b>2,280,638.98</b>	<b>2,101,048.41</b>	<b>2,177,990.12</b>	<b>2,169,890.84</b>		<b>97,646.09</b>	<b>31,312.80</b>	<b>128,967.89</b>	<b>0</b>

OKLAHOMA STATE REGENTS' ENDOWMENT TRUST FUND--2017 DISTRIBUTION SCHEDULE

Account	Account Balance 6/30/17	Account Balance 6/30/16	Account Balance 6/30/15	Three-year Average Mkt. Value	# Qrts	FY17 Available Distribution	FY16 Carryover	Total Available Distribution	Distribution Requested
<b>OSU COMS</b>									
773001 OOM Professorship in Telemedicine	303,788.91	285,481.99	311,112.62	300,127.84	4	13,606.76	(0.00)	13,606.76	
773002 Integr Baptist Health Center Endowed Professorship in Family Medicine	247,397.81	234,968.19	247,203.77	243,366.69	4	10,961.05	(0.00)	10,961.05	
773003 Tahlequah Hospital Foundation Endowed Professorship in Rural Graduate	280,674.98	251,285.61	253,946.95	261,969.18	4	11,788.61	10,962.79	22,751.40	
773004 Laurence L. and Georgia Ina Dresser Chair in Rural Health Policy	593,920.06	531,730.93	537,362.43	664,837.81	4	24,946.20	23,737.85	48,684.05	
773005 Laurence L. and Georgia Ina Dresser Chair in Rural Medicine	524,966.43	499,959.52	523,864.01	616,263.92	4	23,231.85	(0.00)	23,231.85	
773008 George Kaser Family Foundation Chair C	1,172,079.43	1,049,351.47	1,060,465.03	1,093,968.31	4	49,228.44	66,306.93	106,535.27	
773007 George Kaser Family Foundation Chair D	1,053,694.25	1,042,033.46	1,060,465.03	1,062,080.91	4	47,342.74	3,489.82	60,832.56	
773008 Stillwater National Bank Professorship in Masters of Healthcare Administra	248,499.42	236,168.71	248,702.15	244,466.76	4	11,000.66	(0.00)	11,000.66	
773009 Saint Francis Health System Endowed Chair in Pediatrics	431,604.01	407,310.00	432,035.66	423,649.89	4	19,064.26	0.00	19,064.26	
773010 George Kaser Family Foundation Chair A II, formerly Behavioral Sci Chair	990,286.17	938,639.35	996,580.59	976,168.70	4	43,682.59	(0.00)	43,682.59	
773011 Northwest OK Osteopathic Prof. of Primary Care Program II**	241,212.45	229,488.81	243,267.24	237,989.60	4	10,709.63	0.00	10,709.63	
<b>Subtotal, OSU COMS</b>	<b>6,086,619.93</b>	<b>5,706,418.06</b>	<b>6,316,006.48</b>	<b>6,933,946.82</b>		<b>266,660.56</b>	<b>94,496.26</b>	<b>360,146.83</b>	<b>0</b>
<b>OSU Tulsa</b>									
016001 George Kaser Family Foundation Chair in Family Fish & Resiliency	1,017,259.45	945,470.57	998,625.12	987,121.72	4	44,480.48	20,802.47	65,282.95	
016002 C. F. Coleford Chair	1,096,863.71	1,016,781.95	1,053,018.80	1,066,666.49	4	47,600.00	48,007.73	95,607.73	
016003 Gary Trensephl Chair in Finance	984,736.17	881,822.00	891,632.41	919,403.63	4	41,373.16	66,863.89	107,237.05	
016004 Varnadow Chair	943,280.95	875,453.40	915,290.58	911,841.64	4	41,010.87	8,307.21	49,318.07	
016005 Helmerich Family Chair	2,412,904.12	2,187,251.39	2,210,416.30	2,270,130.60	4	102,168.66	166,870.29	269,038.95	
016006 George Kaser Family Foundation Chair in Ethical Leadership (formerly Ch	1,084,375.79	1,023,639.88	1,043,383.56	1,060,466.64	4	47,270.99	21,960.18	69,231.17	
016007 George Kaser Family Foundation Chair C	1,116,665.79	1,037,982.08	1,060,465.03	1,071,704.30	4	48,226.69	38,703.94	81,930.63	
016009 George Kaser Family Foundation Chair D	1,163,685.59	1,049,351.47	1,060,465.03	1,091,167.36	4	49,102.63	62,423.06	101,525.69	
016009 George Kaser Family Foundation Chair in Family Resilience II (formerly R	1,051,372.02	973,403.84	1,018,915.23	1,014,668.99	4	46,666.37	19,616.19	66,272.56	
016010 Gary Trensephl Chair in Finance II**	283,885.65	254,160.10	256,811.88	264,986.68	4	11,923.48	12,840.89	24,764.37	
<b>Subtotal, OSU Tulsa</b>	<b>11,155,051.24</b>	<b>10,245,316.68</b>	<b>10,509,074.33</b>	<b>10,836,480.75</b>		<b>478,641.63</b>	<b>437,373.91</b>	<b>916,015.54</b>	<b>0</b>
<b>OSU Technical Branch, Oklahoma City</b>									
Margaret Brock Lectureship in Nursing	80,079.88	29,715.03	31,400.53	30,898.31	4	1,987.92	828.67	2,196.60	
015002 Phil Daugherty Arts & Sciences Endowed Lectureship 6/02	64,382.40	48,661.18	49,176.55	60,730.04	4	2,282.66	7,227.84	9,510.50	
015003 Horticulture Technology Lectureship	30,892.54	37,657.79	27,950.71	38,838.68	4	1,297.62	2,147.39	3,445.01	
<b>Subtotal, OSU Technical Branch, Oklahoma City</b>	<b>116,324.32</b>	<b>106,034.01</b>	<b>108,627.79</b>	<b>109,967.04</b>		<b>4,948.20</b>	<b>10,203.80</b>	<b>15,102.09</b>	<b>0.00</b>
<b>TOTAL, OSU:</b>	<b>170,019,949.19</b>	<b>160,646,041.71</b>	<b>167,311,908.78</b>	<b>166,436,934.02</b>		<b>7,489,617.03</b>	<b>2,629,619.81</b>	<b>10,019,136.84</b>	<b>-</b>
<b>University of Central Oklahoma</b>									
012001 Inez Miller Chair for Speech and Hearing	211,917.94	198,529.70	210,793.82	207,061.25	4	9,818.66	0.00	9,818.66	
012002 Ebernabus Chair in Management Information Systems	292,386.66	234,894.26	247,649.94	246,303.69	4	11,173.66	6,576.97	17,750.63	
012003 Harold and Juanita Swigard Artist-In-Residence	292,009.12	217,542.94	231,385.63	226,979.23	4	10,214.07	0.00	10,214.07	
012004 Ebernabus Lectureship in Emerging Technologies	27,121.09	24,281.25	24,538.41	26,313.68	4	1,139.11	888.26	2,027.46	
012005 Edith Kinney Gayford Endowed Chair of Journalism 6/02	292,776.67	262,120.15	278,308.66	277,736.16	4	12,498.08	6,318.73	18,816.81	
012006 Michael Metzger Professorship in Economics	244,546.06	218,939.74	246,928.38	236,804.73	4	10,666.21	7,987.30	18,643.61	
012007 Roy Cecil (De) and Marjorie Crews Endowed Prof. in Educ & Prof. Studs	134,895.39	123,531.20	132,027.07	130,161.22	4	6,866.80	5,480.61	11,347.42	
012008 The Sakeys Endowed Chair in Nursing	230,676.56	216,132.43	231,133.40	226,980.80	4	10,169.14	(0.00)	10,169.14	
012009 John Taylor Beresford Endowed Chair in Computer Science #1	255,511.78	229,953.53	260,092.41	248,619.24	4	11,183.97	5,044.18	16,228.15	
John Taylor Beresford Endowed Chair in Mathematical Statistics	276,445.49	262,337.87	265,116.26	267,986.64	4	12,068.49	6,013.74	18,072.24	
<b>TOTAL, UCO:</b>	<b>2,168,296.96</b>	<b>1,988,296.06</b>	<b>2,127,973.97</b>	<b>2,094,836.33</b>		<b>94,267.89</b>	<b>33,297.89</b>	<b>132,565.48</b>	<b>0</b>
<b>East Central University</b>									
230001 Robert S. Kerr Endowed Chair for Environmental Health Science	261,428.66	234,764.11	248,031.81	244,741.69	4	11,013.37	672.96	11,686.33	
230002 Marvin Stokes Lectureship	76,281.64	71,974.99	76,844.45	76,038.66	4	3,876.61	1,369.01	4,736.62	
230003 Col. Tom A. Thomas Chair in Human Resources	207,207.68	185,510.96	196,922.19	196,646.91	4	8,844.61	4,479.88	13,324.49	
230004 Lou Watkins Endowed Lectureship	49,637.01	45,589.81	48,639.64	47,966.49	4	2,168.00	2,126.30	4,294.30	
230005 Julian Rothbaum Lectureship in Political Science	20,131.36	19,173.68	20,660.24	19,988.42	4	899.48	38.96	938.44	
230006 Leonard Limes Lectureship in Entrepreneurship	24,689.82	23,254.83	24,733.27	24,226.97	4	1,090.17	166.44	1,246.61	
230007 Valley View Regional Hospital Endowed Chair in Nursing 6/02	308,058.77	292,343.56	310,841.66	303,739.67	4	13,608.28	6,163.62	19,831.80	
230008 East Central University Nursing Faculty Endowed Chair	266,638.02	244,349.63	262,339.43	256,076.69	4	11,476.41	670.76	12,147.17	
230009 Sadie K. Estelle Chastland Chair in Nursing	296,667.66	270,115.18	288,377.86	286,020.21	4	12,826.91	9,046.16	21,873.07	
230010 The Chickasaw Nation Endowed Chair in Native American Studies	525,167.34	495,943.32	529,946.05	617,018.91	4	23,266.86	1,599.87	24,866.73	
230011 George High Lectureship in Government	27,913.38	25,910.79	27,468.70	27,097.62	4	1,219.39	146.86	1,366.25	

OKLAHOMA STATE REGENTS' ENDOWMENT TRUST FUND--2017 DISTRIBUTION SCHEDULE

Account	Account Balances			Three-year Average		FY17 Available Distribution	FY16 Carryover	Total Available Distribution	Distribution Requested
	Account Balance 6/30/17	6/30/16	Account Balance 6/30/15	Mrkt. Value	# Qrts				
230012 E. Darryl Fisher Lectureship in Government	84,252.39	77,730.90	82,147.92	81,877.07	4	3,661.97	719.25	4,381.21	
230013 Tom and Diane Curwell Endowed Professorship in Nursing	141,743.39	132,422.79	140,499.43	138,221.87	4	6,219.98	416.20	6,636.18	
230014 Adolph Linschied Distinguished Teaching Professorship	147,504.63	134,360.02	139,890.19	140,684.95	4	6,306.32	2,722.02	9,048.34	
230015 The Crabtree Family Professorship in Business	153,059.39	141,633.68	153,401.65	149,354.91	4	6,721.42	3,922.90	10,644.32	
230016 Choctaw Nation Endowed Professorship in Nursing	149,229.54	138,204.86	147,369.53	144,984.64	4	6,622.06	2,660.71	9,172.77	
230017 Halle Ford Chair in Fine Arts	243,888.84	229,393.93	245,171.75	239,484.84	4	10,776.82	813.10	11,659.92	
230018 Shirley Fouge Lectureship in Business	25,743.32	23,047.74	24,472.65	24,481.24	4	1,006.96	690.88	1,698.79	
230019 Gene Nelson Chair in Business Administration	276,950.36	247,951.00	250,577.02	268,492.60	4	11,632.13	13,768.99	26,419.16	
230020 David A. Lockmiller Lectureship in Art History	23,517.89	21,975.55	23,235.09	22,909.61	4	1,080.93	109.18	1,140.11	
230021 Chickasaw Nation Professorship in Accounting	135,696.40	126,688.76	132,558.13	131,447.76	4	6,916.16	3,260.13	9,166.28	
230022 Home and Company Professorship in Accounting	132,413.72	123,149.81	129,588.05	128,383.86	4	6,777.27	2,444.67	8,221.96	
230023 Vision Bank Professorship in Banking and Finance	129,942.80	120,937.62	127,352.43	126,077.62	4	6,673.49	1,810.00	7,483.62	
230024 Chickasaw Nation Professorship in Business Administration	137,005.81	122,659.99	129,093.04	129,686.28	4	6,681.36	4,810.43	10,641.81	
<b>TOTAL EGU:</b>	<b>3,826,644.73</b>	<b>3,648,467.63</b>	<b>3,760,162.10</b>	<b>3,711,791.46</b>		<b>167,027.92</b>	<b>63,702.66</b>	<b>230,730.60</b>	<b>0</b>
<b>Northwestern State University</b>									
485001 Endowed Chair of Teaching Excellence (Public)	611,067.65	457,571.78	462,417.87	477,026.78	4	21,466.16	47,787.27	69,263.49	
485002 Endowed Chair of Teaching Excellence (Private)	498,390.72	446,204.44	450,930.13	466,116.10	4	20,932.88	47,366.99	68,288.87	
485003 Southwestern Bell Distinguished Lectureship	106,682.20	95,484.70	96,495.96	99,544.29	4	4,479.49	6,542.03	11,021.52	
485004 William Frank Tolbert Chair in Business	249,167.81	223,068.60	225,431.09	232,662.60	4	10,464.86	16,341.74	26,806.60	
485005 L.P. Woods Endowed Lectureship for Math	46,672.66	40,800.77	41,232.88	42,636.44	4	1,914.09	2,647.98	4,662.03	
485006 Endowed Chair in College of Education	266,021.99	228,318.75	230,736.84	238,026.86	4	10,711.16	14,074.67	24,786.73	
485007 Jesse and Marilyn Galey Professorship in the College of Business	156,911.07	140,480.98	141,968.79	146,468.61	4	6,690.41	7,907.96	14,436.37	
485009 Dr. Susan Brackett Endowed Chair in Reading in College of Education	293,019.86	262,337.87	265,116.26	273,491.33	4	12,307.11	14,076.46	26,383.57	
485009 Dr. Kirk Boatright Endowed Professorship in College of Optometry	135,457.42	121,273.73	122,558.13	126,489.76	4	6,689.94	4,961.61	10,040.86	
485010 Entrepreneurial Lectureship Series in the College of Business	36,334.46	32,529.99	32,874.42	33,912.92	4	1,626.08	1,746.46	3,271.56	
<b>TOTAL NSU:</b>	<b>2,387,636.76</b>	<b>2,048,071.60</b>	<b>2,069,762.37</b>	<b>2,136,146.65</b>		<b>96,061.69</b>	<b>161,830.95</b>	<b>227,912.54</b>	

OKLAHOMA STATE REGENTS' ENDOWMENT TRUST FUND--2017 DISTRIBUTION SCHEDULE

Account	Account Balance 6/30/17	Account Balance 6/30/16	Account Balance 6/30/15	Three-year Average Mkt. Value	# Qtrs	FY17 Available Distribution	FY16 Carryover	Total Available Distribution	Distribution Requested
<b>Northwestern Oklahoma State University</b>									
505001 Charles Merton Chair in Education	366,982.62	344,637.90	366,180.07	369,266.83	4	16,167.01	4,248.27	20,415.28	
505002 Pearl Louise Marlatt Walsh Alumni Chair in Business	329,661.02	309,494.90	328,840.39	322,632.10	4	14,618.44	(0.00)	14,618.44	
505003 Jake and Jayne Landray Lectureship	246,268.64	231,264.59	245,720.16	241,081.13	4	10,648.66	6,000.00	16,648.66	
505004 Bert H. Mackie Chair in Business	194,616.48	182,766.78	194,190.91	190,624.72	4	8,678.61	(0.00)	8,678.61	
505005 Harold G. Hamm Chair in Business	194,616.61	182,766.89	194,191.04	190,624.86	4	8,678.62	(0.00)	8,678.62	
505008 Endowed Chair #1	197,626.86	185,593.87	197,194.72	193,471.82	4	8,706.23	0.00	8,706.23	
505007 Endowed Chair #2	197,626.86	185,593.87	197,194.72	193,471.82	4	8,706.23	0.00	8,706.23	
505008 Endowed Chair #3	197,626.86	185,593.87	197,194.72	193,471.82	4	8,706.23	0.00	8,706.23	
505009 Endowed Chair #4	197,626.86	185,593.87	197,194.72	193,471.82	4	8,706.23	0.00	8,706.23	
505010 Endowed Chair #6	226,644.49	211,905.57	225,151.07	220,900.38	4	9,940.62	2,600.00	12,440.62	
505011 Endowed Chair #6	226,644.49	211,905.57	225,151.08	220,900.38	4	9,940.62	2,600.00	12,440.62	
505012 Endowed Chair #7	226,644.49	211,905.57	225,151.08	220,900.38	4	9,940.62	2,600.00	12,440.62	
505013 Endowed Chair #9	226,644.49	211,905.57	225,151.08	220,900.38	4	9,940.62	2,600.00	12,440.62	
505014 J. T. and Jayne Landsey Endowed Chair	222,822.94	209,255.83	222,335.71	218,138.16	4	9,816.22	(0.00)	9,816.22	
505015 J. T. and Jayne Landsey Endowed Professorship	175,170.57	164,504.88	174,787.53	171,487.68	4	7,716.94	(0.00)	7,716.94	
505018 Maxwell Smith Academic Performance Enrichment Lectureship	46,105.12	43,297.90	46,004.32	46,136.78	4	2,031.11	(0.00)	2,031.11	
505017 Dorothy J. Reichenberg Endowed Chair in Music	230,525.56	216,489.45	230,021.58	226,678.86	4	10,166.66	(0.00)	10,166.66	
505018 Dr. Anna B. Fisher Endowed Chair in Biology	230,525.56	216,489.45	230,021.58	226,678.86	4	10,166.66	(0.00)	10,166.66	
505019 William Donald Campbell Family Chair in Agriculture	230,525.56	216,489.45	230,021.58	226,678.86	4	10,166.66	(0.00)	10,166.66	
505020 Grace V. Wisdom Endowed Chair in Visual Arts	245,704.98	230,740.15	245,103.40	240,618.17	4	10,823.23	0.00	10,823.23	
505021 Wisdom Family Endowed Chair in Agriculture	245,704.98	230,740.15	245,103.40	240,618.17	4	10,823.23	0.00	10,823.23	
505022 The Ryerson Family Chair in Business	245,704.98	230,740.15	245,103.40	240,618.17	4	10,823.23	0.00	10,823.23	
505023 The Helen Irene Patterson Lectureship in Music	88,453.81	83,066.45	88,237.25	86,686.63	4	3,696.36	0.00	3,696.36	
<b>TOTAL NWOSU:</b>	<b>4,986,384.71</b>	<b>4,682,742.66</b>	<b>4,976,246.49</b>	<b>4,881,460.96</b>		<b>219,666.29</b>	<b>19,248.27</b>	<b>238,914.57</b>	<b>0.00</b>
<b>Southeastern Oklahoma State University</b>									
660001 Dr. Linnie Ruth Hall Distinguished Lectureship (in Business) (P)	84,007.69	75,211.28	76,007.83	78,408.93	4	3,629.40	12,703.90	16,333.30	
660002 Dr. Linnie Ruth Hall Distinguished Lectureship (in Business) (P)	83,679.23	74,917.21	75,710.65	78,102.36	4	3,614.61	12,446.06	16,060.67	
660003 Massey Family Lectureship in Business and Public Policy (Private)	141,642.76	135,768.11	139,903.40	139,071.42	4	6,268.21	10,961.69	17,219.91	
660004 Massey Family Lectureship in Business and Public Policy (Public)	208,161.13	181,888.21	183,814.56	189,621.30	4	8,692.96	26,462.60	35,155.56	
660005 Don W. Sands Lectureship in Business Administration	101,640.84	90,998.07	91,961.82	94,866.91	4	4,269.01	14,029.39	18,298.40	
660006 Ruth Steger Lectureship in Music	69,607.68	53,366.19	53,931.38	56,636.09	4	2,603.58	2,737.26	5,340.84	
660007 Eagles Family Endowed Chair in Biomedical Science	262,405.16	234,928.83	237,416.93	244,916.97	4	11,021.26	10,888.18	21,909.44	
660008 John Massey Chair in Business No. 1	222,923.32	209,781.83	222,734.08	218,813.08	4	9,646.69	0.00	9,646.69	
660009 Medical Center Professorship in Biomedical Sciences	141,473.69	126,659.94	128,001.38	132,044.97	4	6,942.02	6,864.88	13,806.91	
660010 Julian J. Rothbaum Lectureship	41,163.91	36,853.65	37,243.96	38,420.61	4	1,728.92	6,469.59	8,198.51	
660011 Sullivan Lectureship in Business	42,639.14	38,004.89	38,463.24	39,704.09	4	1,786.83	6,006.31	7,793.14	
660012 John Massey Chair in Business No. 2	224,624.16	220,003.62	223,586.98	229,474.92	4	10,926.37	(0.00)	10,926.37	
660013 John Massey Chair in Business No. 3	263,431.62	246,794.97	262,032.45	267,419.66	4	11,693.88	(0.00)	11,693.88	
660014 John Massey Chair in Business No. 4 6/02	287,303.16	269,159.02	285,777.31	280,746.60	4	12,638.69	0.00	12,638.69	
660015 John Massey Chair in Business No. 6	266,466.64	249,639.26	265,240.74	260,445.21	4	11,720.03	(0.00)	11,720.03	
660016 John Massey Chair in Business No. 6	326,645.04	306,509.14	309,755.34	314,303.17	4	14,143.64	38,749.24	52,892.88	
660017 John Massey Chair in Business No. 7	308,202.01	275,930.31	278,852.65	287,661.68	4	12,944.77	24,081.67	37,026.44	
660018 John Massey Professorship in Business #1	120,483.78	107,867.97	109,010.39	113,454.05	4	6,060.43	6,001.04	12,061.47	
660019 John Massey Professorship in Business #2	160,700.88	143,873.96	145,397.71	149,990.86	4	6,749.69	12,026.06	18,775.75	
660020 Chickasaw Nation Endowed Chair in Business Management	321,149.25	287,521.84	290,546.95	299,748.01	4	13,468.67	22,183.69	35,652.36	
660021 Donna Massey Professorship in Music	93,077.45	82,571.71	89,115.97	89,688.36	4	3,896.46	(0.00)	3,896.46	
660022 Kay Massey Professorship in Business	118,361.83	105,968.21	107,090.51	110,473.62	4	4,917.31	4,910.62	9,827.93	
660023 Chickasaw Nation Professorship in Business Management	158,085.09	141,532.06	143,031.01	147,649.39	4	6,639.72	15,326.03	21,965.75	
660024 Clark and Wanda Bass Lectureship in Piano Music	72,152.75	64,597.67	65,281.82	67,344.08	4	3,030.48	4,149.93	7,180.41	
660025 John L. Massey Chair in Business No. 8	305,382.95	273,406.42	276,302.04	286,080.47	4	12,826.37	21,327.66	34,154.03	
660026 Oklahoma Masonic Foundation Institute for Professional Dev. & Lectureship	117,207.94	104,535.15	106,046.50	109,896.63	4	4,922.84	6,630.66	11,553.50	
<b>TOTAL SEOSU:</b>	<b>4,533,617.89</b>	<b>4,138,769.53</b>	<b>4,252,302.60</b>	<b>4,308,230.00</b>		<b>193,870.36</b>	<b>246,838.87</b>	<b>440,709.23</b>	<b>0.00</b>
<b>Southwestern Oklahoma State University</b>									
665001 Lectureship #1 (Public)	106,089.19	94,635.21	95,031.12	96,089.17	4	4,411.49	8,236.50	12,648.00	
665002 Lectureship #1 (Private)	96,292.76	85,314.69	86,218.25	86,941.90	4	4,002.39	(0.00)	4,002.39	
665003 Lectureship #2 (Public)	104,480.67	93,540.46	94,531.13	97,617.59	4	4,866.28	8,193.71	13,060.00	
665004 Lectureship #2 (Private)	94,702.01	84,785.81	85,683.76	88,390.63	4	3,977.67	7,428.84	11,406.51	

OKLAHOMA STATE REGENTS' ENDOWMENT TRUST FUND--2017 DISTRIBUTION SCHEDULE

Account	Account Balances			Three-year Average		FY17 Available		FY16 Carryover	Total Available	Distribution	Requested
	Account Balance 6/30/17	6/30/16	Account Balance 6/30/15	Mrkt. Value	# Qrts	Distribution	Distribution				
665005 Lectureship #9 (Public)	61,601.88	55,062.05	55,645.20	67,409.04	4	2,688.14	\$	4,823.18	7,406.31		
665006 Lectureship #9 (Private)	49,612.11	44,417.25	44,887.67	46,305.68	4	2,083.76	\$	3,890.75	6,974.60		
665007 Dobson Chair in Business	203,634.04	199,730.66	201,845.99	201,786.90	4	9,078.16	\$	782.77	9,840.98		
665008 Foundation-Floesie Hagin Lectureship	36,629.86	31,899.08	32,236.92	33,266.29	4	1,496.49	\$	2,794.21	4,290.70		
665009 Ed and Winnie Cla Bertrng Endowed Chair in Department of M	209,109.84	251,821.03	254,488.03	266,472.97	4	11,681.28	\$	11,126.05	22,767.88		
665010 Floesie Hagin Chair in Chemistry	276,378.91	273,865.17	276,765.64	276,669.91	4	12,406.16	\$	4,895.86	17,101.01		
665011 Gay Hagin Chair in Biology	305,261.83	288,916.69	291,976.57	296,886.08	4	13,292.88	\$	14,823.01	27,916.88		
665012 David and Dianne Hunter	95,935.44	85,890.08	86,799.73	89,641.76	4	4,029.35	\$	8,868.63	10,696.01		
665013 Foundation-Harvey Minton Lectureship	38,502.68	34,471.08	34,836.16	36,936.64	4	1,617.16	\$	2,876.39	4,298.63		
665014 Everett Dobson Chair in Accounting	283,764.80	273,406.42	276,302.04	277,824.42	4	12,602.10	\$	11,227.86	23,729.76		
665015 Everett Dobson Chair in Management	283,764.80	273,406.42	276,302.04	277,824.42	4	12,602.10	\$	11,227.86	23,729.76		
665016 Everett Dobson Chair in Finance	305,382.95	273,406.42	276,302.04	286,090.47	4	12,826.37	\$	21,227.86	34,064.05		
665017 Everett Dobson Chair in Marketing	286,467.07	273,406.42	276,302.04	278,726.18	4	12,642.68	\$	12,477.66	26,020.29		
665018 The Nelson Sims Endowed Chair in Pharmacy	285,901.58	262,337.87	265,116.26	271,118.67	4	12,200.94	\$	10,783.72	22,964.06		
665019 The H.F. Timmons Endowed Chair in Pharmacy	140,529.72	131,168.93	132,558.13	134,762.26	4	6,068.86	\$	4,271.94	10,866.79		
665020 The Homer Ryan Professorship in Accounting	117,207.94	104,935.15	106,046.50	109,596.63	4	4,922.84	\$	5,830.58	10,663.43		
665021 The Don Weeks Professorship in Accounting	133,539.04	131,168.93	132,558.13	132,423.09	4	6,968.99	\$	1,836.23	6,997.22		
665022 The Mike Jones Professorship in Accounting	58,603.97	52,467.57	53,023.25	64,698.27	4	2,461.42	\$	2,815.29	6,276.71		
665023 Ed & Winnie Cla Bertrng Chair in Engineering Technology	293,019.86	262,337.87	265,116.26	273,491.33	4	12,907.11	\$	14,076.48	26,983.67		
<b>TOTAL, SWOSU:</b>	<b>8,928,266.80</b>	<b>8,661,791.27</b>	<b>8,700,672.86</b>	<b>8,761,878.67</b>		<b>169,284.81</b>		<b>178,167.02</b>	<b>847,462.24</b>	<b>0</b>	

OKLAHOMA STATE REGENT'S ENDOWMENT TRUST FUND--2017 DISTRIBUTION SCHEDULE

Account	Account Balance 6/30/17	Account Balance 6/30/16	Account Balance 6/30/15	Three-year Average Mkrt. Value	# Qrts	FY17 Available Distribution	FY16 Carryover	Total Available Distribution	Distribution Requested
<b>Cameron University</b>									
100001 Lawton Independent Insurance Agents Chair	448,774.63	401,783.62	516,932.70	456,890.82	4	20,612.36	16,183.38	36,695.74	
100002 McCasland/Anquet Bank Endowed Chair	412,971.66	401,937.02	573,818.14	462,908.91	4	20,880.90	686.66	21,416.46	
100003 Clarence E. Page Chair in Mathematics	468,812.77	410,770.67	493,414.20	454,332.65	4	20,444.96	16,016.25	36,460.21	
100004 Honor Program Lectureship	106,796.00	100,214.51	112,057.22	106,866.91	4	4,786.02	4.64	4,790.66	
100005 President's Partners Lectureship	369,261.88	330,614.53	334,116.03	344,670.81	4	16,610.19	63,320.30	69,430.49	
100006 Joseph H. Mullin Chair in Agriculture	614,861.90	460,941.96	481,225.67	486,673.18	4	21,906.29	46,408.11	68,251.40	
100007 Mary Dine Mullin Chair in the Sciences	461,618.96	413,193.50	510,237.81	461,660.09	4	20,774.25	94,909.64	66,683.79	
100008 Virginia Brewczynski Chair in Business	373,373.96	334,278.11	446,658.66	384,770.24	4	17,314.68	9,374.38	26,689.04	
100009 Harold & Elizabeth Hackler Lectureship in Teaching Excellence	67,998.13	54,395.95	60,722.10	67,706.40	4	2,696.74	0.01	2,696.75	
100010 SWB Endowed Lectureship in Telecommunications	82,946.44	29,496.63	33,043.43	31,828.83	4	1,432.30	728.46	2,160.77	
100011 Helen C. Shultz Lectureship in the Study & Application of English	32,962.16	29,510.70	33,057.65	31,843.60	4	1,432.96	736.61	2,168.77	
100012 R.H. Drewry Lectureship in Telecommunications	26,996.10	34,169.35	28,429.83	26,681.76	4	1,193.93	624.37	1,818.30	
100013 Buck and Irene Clements Lectureship in Agriculture	29,876.69	26,747.33	27,030.60	27,684.61	4	1,254.80	1,276.62	2,600.32	
100014 Mary Kate Wellman Drew Endowed Lectureship	70,789.32	63,377.00	70,722.38	68,296.23	4	3,073.33	1,666.46	4,639.79	
100015 B.H. and Flora Brewer Endowed Professorship in Instructional Tech	109,744.38	98,253.09	116,749.19	108,248.89	4	4,871.20	2,666.67	7,427.87	
100016 FSO Lectureship in Instructional Technology and Multimedia De	48,231.39	43,181.05	51,339.34	47,669.91	4	2,141.28	1,129.64	3,270.92	
100017 James O. "Dix" and June Purley Bennett Endowed Lectureship	23,649.45	21,983.59	22,179.66	22,270.90	4	1,002.19	803.30	1,805.49	
100018 John C. Paynter Endowed Lectureship in Communications	27,994.90	25,063.57	28,460.74	27,173.07	4	1,222.79	1,983.36	3,206.17	
100019 Harold and Judith Tomlinson Lectureship in Phy. Sciences	61,288.02	45,913.20	51,379.42	40,626.21	4	2,228.63	1,129.38	3,368.01	
100020 Southwest Oklahoma Opera Guild Lectureship	22,112.89	19,797.46	21,495.98	21,136.44	4	961.10	639.72	1,600.82	
100021 Tuck and Anna Pittman Lectureship in Instruct. Tech.	28,247.16	25,289.41	27,482.49	27,006.36	4	1,216.29	791.32	2,006.60	
100022 Dr. Robert H. Drewry Endowed Lectureship in Chemistry	23,286.21	20,847.02	23,352.43	22,494.69	4	1,012.27	616.63	1,627.90	
100023 Jack Bryan Endowed Lectureship in Art	69,724.21	62,423.42	63,084.53	66,077.39	4	2,928.48	9,298.40	12,226.88	
100024 Katherine D. Lacy Endowed Lectureship in History	24,894.82	22,288.09	24,064.33	23,749.08	4	1,068.71	731.47	1,800.17	
100025 Home Savings Bank Endowed Chair in Organizational Leadership	26,769.00	23,070.74	25,882.06	24,907.27	4	1,130.83	674.83	1,805.66	
100026 Kerr Endowed Lectureship in Physical Sciences	29,653.14	25,626.02	28,669.77	27,659.64	4	1,243.78	633.69	1,877.47	
100027 McCasland Foundation Chair in Educational Leadership	364,739.22	317,648.34	321,012.51	351,163.96	4	14,901.90	27,362.93	42,264.83	
100028 Louise McMahon Endowed Chair in Music	298,066.61	210,445.72	246,654.69	228,719.67	4	10,292.39	6,306.21	16,698.60	
100029 Dr. Bobby Gene Vonnell Lectureship in Physical & Biological Sciences	33,814.49	30,273.79	33,828.82	32,639.03	4	1,468.76	761.63	2,230.39	
100030 Jack and Joyce Amyx Lectureship in Business	28,387.84	25,415.36	28,508.22	27,437.14	4	1,234.67	681.39	1,866.06	
100031 Edward and Lenore Hamra/Edward's Menswear Lectureship in Retail Mktg	31,443.69	28,151.23	31,683.78	30,426.23	4	1,969.18	698.09	2,067.28	
100032 Ajay and Shreen Bhargava Lectureship in India Studies	27,344.12	25,309.12	29,119.61	27,267.61	4	1,226.69	193.60	1,420.19	
100033 Philip J. Jones Lectureship in Business	39,232.43	35,124.42	37,550.01	37,302.29	4	1,678.60	3,119.61	4,798.21	
100034 Coda and Pauline Smith Lectureship	41,661.05	37,298.74	37,693.77	38,884.62	4	1,749.80	2,904.90	4,654.70	
100035 Trent Patton Endowed Lectureship	28,649.79	25,931.90	32,418.65	29,105.11	4	1,309.73	696.78	2,006.51	
100036 Richard T. Birmingham, M.D. Music Theatre Lectureship	28,644.40	26,491.16	29,644.75	28,267.43	4	1,272.03	203.20	1,475.24	
100037 Bhargava Endowed Lectureship in International Studies	27,997.29	25,893.90	29,171.51	27,667.67	4	1,246.94	191.01	1,437.95	
100038 Jimmy and Virgie Shantz Endowed Lectureship in Physical Sciences	31,825.73	28,493.27	34,493.75	31,604.25	4	1,422.19	743.22	2,165.41	
100039 BancFirst Lectureship in Finance	25,318.28	22,667.21	28,400.63	26,462.04	4	1,145.79	606.92	1,752.71	
100040 BancFirst Lectureship in Investments	25,699.78	23,008.77	25,973.46	24,894.00	4	1,120.23	671.63	1,791.86	
100041 Buck and Irene Clements Lectureship in Child Development	25,724.36	23,030.77	25,790.34	24,848.49	4	1,118.18	673.76	1,791.94	
100042 Herb and Dorothy Pittman Carter Lectureship in Physical Sciences	31,901.03	28,560.69	31,943.55	30,801.76	4	1,886.06	710.18	2,096.25	
100043 Marguerite Wete Wilkinson Lectureship in Music	49,525.70	44,892.01	50,450.09	48,289.27	4	2,173.02	1,294.82	3,467.84	
100044 Mary Sue Silk Endowed Lectureship in Agricultural Science	26,922.17	25,943.60	27,630.20	26,881.99	4	1,207.44	768.64	1,976.08	
100045 James Eddle Phillips Endowed Lectureship in Mathematical Science	27,398.02	24,529.19	30,153.98	27,960.40	4	1,231.32	646.88	1,878.20	
100046 Gladys "Slate" Patton Endowed Lectureship in Health & Physical Ed	24,082.14	21,560.50	24,099.14	23,247.26	4	1,046.13	633.44	1,679.56	
100047 Tina Solomon Endowed Lectureship	29,873.22	26,745.20	32,932.53	29,860.32	4	1,343.28	679.66	2,022.94	
100048 Jeff and Kevin Graham Endowed Lectureship for Depression Awareness	24,076.74	21,555.68	24,248.28	23,233.67	4	1,046.21	637.96	1,684.17	
100049 OEO Group Endowed Lectureship in Criminal Justice and Sociology	32,610.74	29,196.08	32,791.04	31,632.62	4	1,418.97	1,391.81	2,810.78	
100050 Todd and Cindy Sanner Endowed Lectureship in Chemistry	39,753.06	35,590.54	41,691.85	39,011.82	4	1,766.65	1,236.64	3,003.29	
100051 Doyce and Sammy Coy Endowed Lectureship in Criminal Justice & Soc.	24,083.43	21,561.67	24,151.65	23,266.68	4	1,046.95	636.41	1,683.37	
100052 Flora Brewer Endowed Chair in Education	305,382.95	273,406.42	276,302.04	286,090.47	4	12,826.37	21,227.66	34,054.03	
100053 B.H. Brewer Endowed Chair in Education	305,382.95	273,406.42	276,302.04	286,090.47	4	12,826.37	21,227.66	34,054.03	
100054 Ted Owens Endowed Lectureship in Health & Physical Education	24,082.14	21,560.50	24,099.14	23,247.26	4	1,046.13	633.44	1,679.56	
100055 John and JoAnn Sterling Endowed Lectureship in Accounting & Auditing	24,082.14	21,560.50	24,099.14	23,247.26	4	1,046.13	633.44	1,679.56	
100056 Ajay and Shreen Bhargava Lectureship in Pre-Nursing	24,082.14	21,560.50	24,099.14	23,247.26	4	1,046.13	633.44	1,679.56	
100057 Bill G. Taylor Endowed Lectureship in Mathematical Sciences	25,459.77	22,793.89	27,630.20	26,254.62	4	1,186.23	969.92	2,106.17	
100058 Burgess Family Lectureship in Business	61,076.59	54,681.28	55,240.41	67,006.09	4	2,664.37	4,346.63	6,810.81	
100059 Jane Goddard Endowed Lectureship	36,645.95	32,808.77	33,156.34	34,203.66	4	1,639.16	2,647.82	4,095.48	
100060 Frances Jo Richardson Endowed Lectureship in Chemistry	24,082.14	21,560.50	24,099.14	23,247.26	4	1,046.13	633.44	1,679.56	

OKLAHOMA STATE REGENTS' ENDOWMENT TRUST FUND--2017 DISTRIBUTION SCHEDULE

Account	Account Balances			Three-year Average		FY17 Available	FY16 Carryover	Total Available	Distribution
	Account Balance 6/30/17	6/30/16	Account Balance 6/30/15	Mrkt. Value	# Qrts	Distribution		Distribution	Requested
100061 JoAnne Hadson Lectureship in Health Education	24,144.86	21,616.66	24,155.89	23,906.80	4	1,048.76	636.94	1,685.70	
100062 Dorothy S Tobias Endowed Professorship in Chemistry	205,113.90	183,636.51	185,581.38	191,449.98	4	8,614.98	9,863.62	18,483.60	
100063 Gerald Paul and Kay Anne Laurzen Lectureship in Mathematical Science	24,745.36	22,982.48	26,511.63	24,746.49	4	1,113.69	133.26	1,246.95	
100064 Charles and Edythe Holmes Endowed Lectureship in English	27,769.92	24,862.14	26,511.63	26,381.23	4	1,187.16	1,069.66	2,247.01	
100065 The Bhattacharya Endowed Lectureship for Excellence in Research	29,301.99	26,233.79	26,511.63	27,349.13	4	1,230.71	1,407.66	2,638.36	
100066 B.G. Charles B. Allen Endowed Lectureship in Military Science & Leadership	28,890.85	26,233.79	26,511.63	27,212.09	4	1,224.64	1,207.66	2,432.19	
100067 Dr. William L. and Barbara Seacore Endowed Lectureship in Political Sci	25,670.42	22,982.48	26,511.63	25,064.54	4	1,187.47	683.26	1,710.73	
<b>TOTAL, Cameron:</b>	<b>6,373,486.26</b>	<b>6,761,473.06</b>	<b>6,686,968.04</b>	<b>6,241,916.46</b>		<b>260,889.20</b>	<b>322,258.41</b>	<b>603,097.61</b>	<b>0</b>
<b>Langston University</b>									
420001 Endowment	38,692,770.64	35,928,379.86	38,107,645.06	37,642,931.82	4	1,689,431.93	2,677,796.41	4,387,228.34	
420002 PSO Lectureship (Public)	90,864.09	81,349.75	82,211.31	84,808.38	4	3,616.38	13,264.46	17,080.83	
420003 PSO Lectureship (Private)	90,640.14	81,059.72	81,918.21	84,606.08	4	3,802.77	14,299.92	18,102.69	
420004 Southwestern Bell Endowed Lectureship	169,338.97	151,607.56	153,213.21	168,063.25	4	7,112.40	22,969.37	30,071.77	
420005 William Henri Hale Lectureship	89,013.38	79,692.82	80,536.84	83,081.01	4	3,738.66	14,767.68	18,506.33	
420006 J. C. Penney Professorship of Business	167,366.69	140,816.28	142,307.65	146,803.17	4	6,606.14	32,214.29	38,820.43	
420007 T. M. Crisp Professorship in Recreation & Good Sportsmanship	801,436.47	448,930.37	453,684.94	488,016.93	4	21,050.76	71,666.41	92,617.17	
420008 James A. Clouse Endowed Chair	482,222.16	431,728.88	436,301.26	460,084.10	4	20,263.78	62,771.60	83,035.28	
420009 Lithus Johnson Hemmitt Endowed Chair	1,221,531.79	1,093,625.70	1,105,208.15	1,140,121.88	4	61,506.48	84,910.64	136,216.13	
420010 Delta Sigma Theta Sorority Distinguished Professorship	234,415.89	209,870.29	212,093.01	218,739.06	4	9,846.69	11,261.17	21,106.86	
<b>TOTAL, Langston:</b>	<b>41,629,418.02</b>	<b>38,647,061.28</b>	<b>40,866,119.66</b>	<b>40,877,199.68</b>		<b>1,816,979.96</b>	<b>2,996,501.84</b>	<b>4,812,776.82</b>	<b>0</b>

OKLAHOMA STATE REGENTS' ENDOWMENT TRUST FUND--2017 DISTRIBUTION SCHEDULE

Account	Account Balance 6/30/17	Account Balance 6/30/16	Account Balance 6/30/15	Three-year Average Mkrt. Value	# Qrts	FY17 Available Distribution	FY16 Carryover	Total Available Distribution	Distribution Requested
<b>University of Science &amp; Arts of Oklahoma</b>									
150001 Mary Jo Eagan Professorship of Interdisciplinary Studies	667,186.63	544,854.62	550,625.11	650,888.79	4	24,790.00	88,776.03	108,666.03	
150002 Budlow Grigsby Lectureship	299,666.99	291,284.52	294,369.48	296,103.88	4	13,279.66	44,071.78	67,361.43	
150003 Jessie Dearing Kinley Chair in Interdisciplinary Studies	464,161.17	424,752.25	429,250.74	439,384.72	4	19,772.31	68,833.06	88,606.37	
150004 Dorothy Gilkey Wilcox Professorship in Interdisc. Studies	293,748.86	262,990.53	265,775.83	274,171.74	4	12,887.78	44,620.62	66,968.36	
150005 Dorothy Guncok Professorship in Interdisc. Studies	264,653.93	236,807.83	239,315.84	246,876.67	4	11,109.41	40,178.46	61,287.89	
150006 Professorship in Biology	228,954.26	205,857.93	208,038.14	214,610.11	4	9,687.46	26,894.06	36,491.61	
150007 Lectureship Program	153,120.95	146,289.87	147,839.21	149,083.94	4	6,708.76	12,679.42	19,288.17	
150008 Bradford Ableson Chair in Religious Reconciliation	285,020.11	268,979.00	271,827.73	276,276.61	4	12,387.40	9,998.79	22,386.19	
<b>TOTAL_USAC:</b>	<b>2,647,821.87</b>	<b>2,381,816.66</b>	<b>2,407,042.09</b>	<b>2,446,888.61</b>		<b>110,042.71</b>	<b>380,892.28</b>	<b>440,934.94</b>	<b>0</b>
<b>Carl Albert State College</b>									
108001 Charles L. Ward Endowed Teaching Lectureship	47,645.90	44,742.41	47,540.24	46,642.66	4	2,098.92	-	2,098.92	
108002 George Bush Professorship for Teaching Excellence	34,386.69	32,290.66	34,309.87	33,662.07	4	1,614.79	-	1,614.79	
108003 Hanford Farrell Senior Lectureship	34,870.07	32,275.99	34,294.28	33,646.78	4	1,614.11	-	1,614.11	
108004 Jack Gedosh Endowed Lectureship	31,386.59	29,360.39	31,196.36	30,607.96	4	1,577.58	-	1,577.58	
108005 R. L. Winters Endowed Lectureship	66,777.98	62,709.28	66,620.73	65,972.70	4	2,941.77	-	2,941.77	
108006 Josh Hoffman Lectureship in Business Technology	28,440.49	26,707.69	28,377.78	27,841.99	4	1,262.89	-	1,262.89	
108007 F. L. Holton Endowed Lectureship in Business Technology	56,971.48	52,561.29	55,848.06	54,793.61	4	2,465.71	-	2,465.71	
108008 Macey R. McFee Endowed Lectureship in Natural Science	26,778.42	24,203.12	25,716.59	26,281.04	4	1,196.40	-	1,196.40	
108009 Julian J. Rothbaum Lectureship in History	24,228.66	22,747.96	24,170.45	23,714.09	4	1,067.13	-	1,067.13	
108010 Walter White Endowed Lectureship in Early Childhood Education	38,491.16	31,450.64	33,417.38	32,786.89	4	1,476.39	-	1,476.39	
108011 Walter White Endowed Lectureship in Excellence	38,674.26	31,622.58	33,600.00	32,966.61	4	1,488.46	-	1,488.46	
108012 Gerald Ford Lectureship in Academic Excellence	28,387.37	26,629.63	28,294.84	27,760.61	4	1,249.23	-	1,249.23	
108013 Dave and Beverly McMullen Endowed Lectureship	77,879.73	73,134.72	77,707.99	76,240.61	4	3,480.84	-	3,480.84	
108014 Jimmy and Pearl Orr Endowed Lectureship	43,910.03	41,234.71	43,813.20	42,986.98	4	1,994.37	-	1,994.37	
108015 Phillip and Wanda Freeman Endowed Lectureship	22,646.61	21,171.97	22,495.89	22,071.16	4	960.20	-	960.20	
108016 Roy and Jeanne Reed Endowed Lectureship in Academic Leadership	47,998.78	45,074.29	47,892.88	46,988.65	4	2,114.49	-	2,114.49	
108017 Victor L. Cary Endowed Lectureship in Arts and Sciences	24,294.18	22,814.00	24,240.61	23,782.93	4	1,070.29	-	1,070.29	
108018 Orsley Foundation Endowed Lectureship	26,688.68	24,010.73	25,512.18	26,080.49	4	1,126.87	-	1,126.87	
108019 Dean Worley Endowed Lectureship	46,530.32	43,695.35	46,427.72	46,661.19	4	2,049.80	-	2,049.80	
108020 Dick LaFavers Endowed Lectureship	25,749.23	24,180.40	25,692.46	26,207.96	4	1,194.39	-	1,194.39	
108021 J.C. and Linda Holton Endowed Lectureship	24,553.43	23,056.98	24,492.46	24,034.36	4	1,081.66	-	1,081.66	
<b>TOTAL_CASC:</b>	<b>783,406.21</b>	<b>736,674.91</b>	<b>781,672.13</b>	<b>766,917.75</b>		<b>34,611.30</b>	<b>-</b>	<b>34,611.30</b>	<b>0.00</b>
<b>Eastern Oklahoma State College</b>									
240001 Julian J. Rothbaum Lectureship	68,936.62	52,756.43	53,716.29	56,138.11	4	2,480.99	6,620.29	8,901.28	
240002 Charlotte Nason Endowed Professorship in Nursing	152,965.99	136,948.44	138,399.85	143,770.69	4	6,424.69	13,366.24	18,789.95	
<b>TOTAL_EOSC:</b>	<b>211,892.00</b>	<b>189,704.88</b>	<b>192,116.14</b>	<b>197,904.01</b>		<b>8,905.68</b>	<b>18,186.54</b>	<b>27,691.23</b>	
<b>Oklahoma City Community College</b>									
633001 Lectureship	167,618.12	151,034.62	152,634.21	167,096.66	4	7,069.30	24,318.62	31,387.92	
<b>TOTAL_OCCC:</b>	<b>167,618.12</b>	<b>151,034.62</b>	<b>152,634.21</b>	<b>167,096.66</b>		<b>7,069.30</b>	<b>24,318.62</b>	<b>31,387.92</b>	<b>0</b>
<b>Rogers State University</b>									
481001 Herrington Lectureship	87,046.46	77,931.86	78,757.23	81,246.19	4	3,666.03	6,648.66	10,199.69	
481002 Maurice Meyer Lectureship in Liberal Arts	31,900.26	28,560.00	28,862.47	29,774.24	4	1,389.84	3,012.17	4,962.01	
481003 John W. Norman Endowed Chair in Business Information Techn	304,491.07	285,183.56	302,797.28	297,490.63	4	13,387.08	41.39	13,428.47	
481004 Greg Rantz Endowed Chair in Communications	307,866.05	307,866.05	323,877.31	307,324.64	4	14,414.61	28,414.66	42,829.27	
481005 Sarbey Endowed Chair	314,968.67	281,988.43	284,974.94	293,977.96	4	13,228.98	29,961.41	40,180.39	
481006 Oliver Dewey Mayor Chair	216,518.75	202,939.40	215,742.40	211,733.62	4	9,628.01	(0.00)	9,628.01	
481007 Board of Visitors Endowed Chair	305,382.95	273,406.42	276,302.04	286,080.47	4	12,626.37	21,227.66	34,054.03	
481008 Grace and Franklin Remick Foundation Endowed Professorship in Nursing	146,509.93	131,168.93	132,558.13	136,746.66	4	6,169.66	7,088.28	13,191.78	
<b>TOTAL_RSU:</b>	<b>1,786,048.89</b>	<b>1,689,044.67</b>	<b>1,643,871.80</b>	<b>1,666,381.70</b>		<b>74,634.48</b>	<b>93,229.17</b>	<b>167,763.66</b>	<b>0</b>
<b>Tulsa Community College</b>									
750001 Natalie O. Warren Chair of Nursing (Public)	864,246.12	342,350.15	364,071.52	366,889.26	4	16,060.02	0.00	16,060.02	
750002 Natalie O. Warren Chair of Nursing (Private)	362,638.66	341,027.47	362,694.93	366,610.42	4	16,997.97	0.00	16,997.97	
750003 John W. Sublett Professorship (Public)	163,719.61	153,877.82	163,641.03	160,412.79	4	7,218.68	0.00	7,218.68	
750004 John W. Sublett Professorship (Private)	176,846.77	165,276.07	173,762.48	172,296.11	4	7,769.28	(0.00)	7,769.28	
750005 T. Oscar Chappelle Lectureship (Public)	82,781.64	30,763.94	32,715.84	32,070.44	4	1,443.17	(0.00)	1,443.17	



OKLAHOMA STATE REGENTS' ENDOWMENT TRUST FUND--2017 DISTRIBUTION SCHEDULE

Account	Account Balances			Three-year Average		FY17 Available Distribution	FY16 Carryover	Total Available Distribution	Distribution Requested
	Account Balance 6/30/17	6/30/16	Account Balance 6/30/15	Mkt. Value	# Qrts				
750008 T. Oscar Chappelle Lectureship (Private)	86,297.89	33,176.03	35,280.98	94,684.96	4	1,666.32	0.00	1,666.32	
750007 Founders Incorporated (Private)	208,875.97	196,319.78	208,775.85	204,667.20	4	9,209.67	0.00	9,209.68	
750008 Founders & Assoc. Chair in Allied Health	217,202.71	204,145.98	217,098.60	212,816.76	4	9,676.71	0.00	9,676.71	
750008 Julian Rothbaum Distinguished Lectureship in Public Affairs (p)	23,203.05	21,808.71	23,192.42	22,734.89	4	1,023.07	(0.00)	1,023.07	
750010 Julian Rothbaum Distinguished Lectureship in Public Affairs	22,181.70	20,848.29	22,171.07	21,738.69	4	978.02	0.00	978.02	
750011 Vesta Van Trease Endowed Lectureship (Private)	21,897.40	20,581.13	21,886.96	21,466.18	4	966.48	(0.00)	966.48	
750012 Vesta Van Trease Endowed Lectureship (Public)	22,161.40	20,319.81	22,140.78	21,704.00	4	976.68	(0.00)	976.68	
750013 Unit Corporation Lectureship (Private)	21,667.40	20,364.90	21,657.01	21,229.77	4	966.34	0.00	966.34	
750014 Unit Corporation Lectureship (Public)	22,041.75	20,716.75	22,031.18	21,608.66	4	971.86	0.00	971.86	
750015 PSO Electronic Engineering Technology (Private)	21,667.40	20,364.90	21,657.01	21,229.77	4	966.34	0.00	966.34	
750016 Grace and Franklin Benzen Lectureship in Entrepreneurial Leadership (Pri	21,667.40	20,364.90	21,657.01	21,229.77	4	966.34	0.00	966.34	
750017 JP Morgan Chase Lectureship (Private)	22,008.70	20,685.69	21,998.16	21,664.19	4	970.39	(0.00)	970.39	
750018 George Kaiser Family Foundation/TCC Infant (Private)	100,918.82	94,853.89	100,875.29	98,882.67	4	4,449.72	0.00	4,449.72	
750019 Midfirst Bank Endowed Lectureship (Private)	20,244.80	19,027.82	20,235.09	19,836.91	4	892.62	(0.00)	892.61	
750020 ONEOK Endowed Professorship (Private)	18,754.28	17,626.90	18,745.29	18,375.49	4	826.90	(0.00)	826.90	
750021 Walton Family Foundation Lectureship (Private)	17,795.73	16,725.98	17,787.21	17,498.31	4	784.63	0.00	784.64	
750022 Blue Cross and Blue Shield Lectureship (Private)	19,951.54	18,752.17	19,941.93	19,648.66	4	879.68	(0.00)	879.68	
750023 PSO Electronic Engineering Technology (Public)	22,906.74	21,529.76	22,895.80	22,444.10	4	1,009.98	0.00	1,009.99	
750024 Grace and Franklin Benzen Lectureship in Entrepreneurial Leadership (Publ	22,906.74	21,529.76	22,895.80	22,444.10	4	1,009.98	0.00	1,009.99	
750025 JP Morgan Chase Lectureship (Public)	22,906.74	21,529.76	22,895.80	22,444.10	4	1,009.98	0.00	1,009.99	
750026 George Kaiser Family Foundation/TCC Infant (Public)	114,533.73	107,648.80	114,478.99	112,220.61	4	6,049.92	0.00	6,049.92	
750027 Midfirst Bank Endowed Lectureship (Public)	22,906.74	21,529.76	22,895.80	22,444.10	4	1,009.98	0.00	1,009.99	
750028 ONEOK Endowed Lectureship (Public)	22,906.74	21,529.76	22,895.80	22,444.10	4	1,009.98	0.00	1,009.99	
750029 Walton Family Foundation Lectureship (Public)	22,906.74	21,529.76	22,895.80	22,444.10	4	1,009.98	0.00	1,009.99	
750030 Blue Cross and Blue Shield Lectureship (Public)	22,906.74	21,529.76	22,895.80	22,444.10	4	1,009.98	0.00	1,009.99	
750031 George Kaiser Family Foundation Chair #1	245,046.78	230,254.63	244,744.11	240,016.17	4	10,800.68	0.00	10,800.68	
750032 George Kaiser Family Foundation Chair #2	245,046.78	230,254.63	244,744.11	240,016.17	4	10,800.68	0.00	10,800.68	
750033 George Kaiser Family Foundation Chair #3	245,046.78	230,254.63	244,744.11	240,016.17	4	10,800.68	0.00	10,800.68	
750034 George Kaiser Family Foundation Chair #4	245,046.78	230,254.63	244,744.11	240,016.17	4	10,800.68	0.00	10,800.68	
750035 George Kaiser Family Foundation Chair #5	245,046.78	230,254.63	244,744.11	240,016.17	4	10,800.68	0.00	10,800.68	
750036 George Kaiser Family Foundation Chair #6	245,046.78	230,254.63	244,744.11	240,016.17	4	10,800.68	0.00	10,800.68	
750037 George Kaiser Family Foundation Chair #7	245,046.78	230,254.63	244,744.11	240,016.17	4	10,800.68	0.00	10,800.68	
750038 George Kaiser Family Foundation Chair #8	245,046.78	230,254.63	244,744.11	240,016.17	4	10,800.68	0.00	10,800.68	
750039 George Kaiser Family Foundation Chair #9 (partial)	145,224.91	134,859.25	93,805.04	124,629.74	4	6,608.34	(0.00)	6,608.34	
750040 State Farm Lectureship	24,504.68	23,025.46	24,474.41	24,001.62	4	1,080.07	(0.00)	1,080.06	
<b>TOTAL, TCC:</b>	<b>4,341,898.03</b>	<b>4,078,758.01</b>	<b>4,286,969.62</b>	<b>4,236,874.62</b>		<b>190,614.36</b>	<b>(0.00)</b>	<b>190,614.39</b>	<b>0.00</b>
<b>Rose State College</b>									
531001 Henry Crook Endowed Professorship (Public)	192,702.61	124,724.87	132,637.45	190,021.61	4	6,860.97	0.00	6,860.98	
531002 Henry Crook Endowed Professorship (Private)	141,846.95	132,841.75	141,219.53	138,469.04	4	6,281.11	(0.00)	6,281.10	
531003 Hudburg Student Services Endowment (Public)	106,112.68	99,733.43	106,060.54	103,988.86	4	4,878.60	(0.00)	4,878.60	
531004 Hudburg Student Services Endowment (Private)	106,688.47	99,334.69	105,636.25	103,663.14	4	4,669.89	(0.00)	4,669.89	
531005 Don S. Reynolds Lectureship (Private)	20,988.99	19,708.40	20,958.73	20,646.37	4	924.54	(0.00)	924.54	
531006 Don S. Reynolds Lectureship (Public)	21,204.44	19,929.69	21,194.03	20,776.05	4	934.92	0.00	934.90	
531007 James F. Howell "Country Lawyer" (Public)	28,241.88	21,844.62	23,230.48	22,772.31	4	1,024.76	0.00	1,024.76	
531008 James F. Howell "Country Lawyer" (Private)	30,046.15	18,840.10	20,035.33	19,640.20	4	883.81	(0.00)	883.81	
531009 Ray M. Hardin-Kelley & Kevin Miller Professorship in Small Busi	189,103.23	130,740.80	139,035.04	186,293.02	4	6,183.19	0.00	6,183.19	
531010 Ray M. Hardin-Kelley & Kevin Miller Professorship in Small Busi	138,677.01	130,340.21	138,609.06	136,875.42	4	6,114.39	(0.00)	6,114.39	
531011 Endowed Excellence in Teaching and Learning Professorship (pu	126,088.97	118,908.91	126,027.16	123,641.88	4	6,869.39	(0.00)	6,869.37	
531012 Endowed Excellence in Teaching and Learning Professorship (pr	124,410.96	116,931.15	124,349.17	121,896.90	4	6,486.36	0.00	6,486.36	
531013 W.F. "Bill" and Ruby Atkinson Endowed Chair (Private)	300,112.47	282,070.68	299,965.31	294,049.48	4	13,232.23	0.00	13,232.23	
531014 W.F. "Bill" and Ruby Atkinson Endowed Chair (Public)	303,605.50	285,353.75	303,456.69	297,471.98	4	13,886.24	0.00	13,886.24	
<b>TOTAL, RSC:</b>	<b>1,708,907.86</b>	<b>1,600,908.06</b>	<b>1,702,414.76</b>	<b>1,688,876.06</b>		<b>76,099.98</b>	<b>(0.01)</b>	<b>76,099.97</b>	<b>0</b>
<b>NEO A&amp;M College</b>									
480001 Endowed Lectureship in Educational Excellence (Private)	67,843.26	68,845.56	71,628.29	69,459.04	4	3,124.76	\$ 3,438.02	6,660.77	
480002 Endowed Lectureship in Educational Excellence (Public)	167,690.19	158,210.70	161,939.88	162,603.69	4	7,317.16	\$ 14,892.83	21,410.09	
<b>TOTAL, NEO A&amp;M:</b>	<b>235,533.45</b>	<b>227,056.26</b>	<b>233,568.18</b>	<b>232,062.73</b>		<b>10,441.92</b>	<b>17,528.95</b>	<b>27,970.86</b>	<b>0</b>
<b>Northern Oklahoma College</b>									
480001 Joe Lewis Lectureship in Social Science	22,400.16	21,036.09	22,373.67	21,986.64	4	987.16	0.00	987.16	



OKLAHOMA STATE REGENTS' ENDOWMENT TRUST FUND--2017 DISTRIBUTION SCHEDULE

Account	Account Balances			Three-year Average		FY17 Available Distribution	FY16 Carryover	Total Available Distribution	Distribution Requested
	Account Balance 6/30/17	6/30/16	Account Balance 6/30/15	Mrkt. Value	# Qrts				
490002 Sam Leonard Lectureship in Business Administration	27,878.25	26,180.58	27,845.28	27,901.37	4	1,238.66	0.00	1,238.66	
490003 Dick Lamberts Lectureship in Business	27,878.25	26,180.58	27,845.28	27,901.37	4	1,238.66	0.00	1,238.66	
490004 Don Westfall Lectureship in Social Sciences	27,878.25	26,180.58	27,845.28	27,901.37	4	1,238.66	0.00	1,238.66	
490005 Carl and Carolyn Renfro Lectureship (Private)	81,277.81	76,328.32	81,181.68	79,696.94	4	3,681.82	(0.00)	3,681.81	
490006 Carl and Carolyn Renfro Lectureship (Public)	81,277.79	76,328.30	81,181.66	79,696.91	4	3,681.82	(0.00)	3,681.81	
490007 Ima Faythe Berglund Mathematics Chair	244,837.30	230,064.94	244,785.32	239,896.66	4	10,796.31	-	10,796.31	
<b>TOTAL, Northern:</b>	<b>613,427.89</b>	<b>482,299.38</b>	<b>613,068.17</b>	<b>602,926.46</b>		<b>22,681.78</b>	<b>0.00</b>	<b>22,681.78</b>	<b>0.00</b>
<b>Western Oklahoma State College</b>									
041001 JCMH Health Care Corporation Professorship in Nursing	113,767.60	106,849.87	113,839.24	111,485.67	4	6,016.86	-	6,016.86	
041002 JCMH Health Care Corporation Prof in Radiologic Technology	113,767.62	106,849.89	113,839.26	111,485.69	4	6,016.86	-	6,016.86	
041003 JCMH Health Care Corporation Prof in Physical Therapy Assst	113,767.62	106,849.89	113,839.26	111,485.69	4	6,016.86	-	6,016.86	
041004 Jeff and Kim Wilmes Lectureship	18,948.90	17,796.14	18,960.24	18,668.22	4	856.67	-	856.67	
041005 Winston and Ethelda Higgs Lectureship in Business	20,633.81	19,379.16	20,646.81	20,219.93	4	909.90	-	909.90	
041006 Jack and Jewell Walker Lectureship in Aviation	26,861.68	24,279.74	25,867.96	26,388.13	4	1,139.99	-	1,139.99	
041007 Doughty Family Lectureship in Business	22,154.82	20,807.68	22,168.78	21,710.43	4	976.97	-	976.97	
041008 Great Plains Medical Center Lectureship in Nursing	139,534.06	131,926.75	139,409.38	136,656.73	4	6,149.66	-	6,149.66	
041009 Chesser Family Lectureship	24,258.60	22,783.53	24,273.86	23,772.00	4	1,069.74	-	1,069.74	
041010 Russell Kirchoff Lectureship in Agriculture	22,909.17	21,516.22	22,924.69	22,460.03	4	1,010.26	-	1,010.26	
<b>TOTAL, WOSC:</b>	<b>616,608.27</b>	<b>678,188.86</b>	<b>616,769.48</b>	<b>608,167.20</b>		<b>27,142.62</b>	<b>-</b>	<b>27,142.62</b>	<b>0.00</b>
<b>Systemwide Totals</b>	<b>549,530,370.45</b>	<b>514,289,168.10</b>	<b>530,224,686.46</b>	<b>536,193,524.50</b>		<b>24,072,415.40</b>	<b>11,163,776.00</b>	<b>35,236,191.44</b>	<b>-</b>



Meeting of the  
**OKLAHOMA STATE REGENTS FOR HIGHER EDUCATION**  
October 19, 2017

**AGENDA ITEM #12-a:**

**Contracts and Purchases.**

**SUBJECT:** Approval of FY-2018 Purchases in excess of \$100,000.

**RECOMMENDATION:**

**It is recommended that the State Regents approve FY-2018 purchases for amounts that are in excess of \$100,000.**

**BACKGROUND:**

Agency purchases are presented for State Regents' action. They relate to previous board action and the approved agency budgets.

**POLICY ISSUES:**

The recommended action is consistent with the State Regents' purchasing policy which requires State Regents' approval of purchases in excess of \$100,000.

**ANALYSIS:**

The items below are in excess of \$100,000 and require State Regents' approval prior to issuing a purchase order.

Purchases Over \$100,000

OneNet

- 1) Copper River in the amount of \$125,000 for Adva Dense Wave Division Multiplexing (DWDM) node to be installed in Tulsa, OK. The optical node will provide fault tolerant connectivity to the University of Oklahoma Schusterman campus as well as access to the new Zayo fiber route built on Department of Transportation right of way from the Oklahoma/Kansas state line to McAlester. Costs associated with this purchase will be recovered from OneNet user fees. (Funded from 718-OneNet)



Meeting of the  
**OKLAHOMA STATE REGENTS FOR HIGHER EDUCATION**  
October 19, 2017

**AGENDA ITEM #12-b:**

**Contracts and Purchases.**

**SUBJECT:** Acceptance of CareerTech Carl Perkins Contract for 2017-2018.

**RECOMMENDATION:**

**It is recommended that the State Regents accept the agreement with the Oklahoma Board of Career and Technology Education for FY2018.**

**BACKGROUND:**

For many years, the State Regents have entered into an annual agreement with the State Board of Career and Technology Education whereby certain State System institutions carry out programs and services of a technical education nature utilizing funds provided by the Department of Career and Technology Education.

**POLICY ISSUES:**

State law (70 O.S. 1991, Section 2264) provides for the State Board of Career and Technology Education (formerly Oklahoma Board of Vocational and Technical Education) to contract with the State Regents for the administration of the amount of funds set aside for supplementing the funding of postsecondary programs. The State Regents assume responsibility for allocation of the funds.

**ANALYSIS:**

The attached contract provides for the transfer of approximately \$4 million in state and federal funding from the Oklahoma State Board of Career and Technology Education to the Oklahoma State Regents for Higher Education in exchange for services. The services provided by Oklahoma colleges and universities relate to the operation of Tech Prep programs, Carl D. Perkins programs and teacher in-service/professional development for CareerTech teachers, and Adult Education and Family literacy programs. Programs coordinated by the State Regents include data/information sharing.

Attachment

**Agreement Between  
THE OKLAHOMA STATE BOARD OF CAREER AND TECHNOLOGY EDUCATION  
and  
THE OKLAHOMA STATE REGENTS FOR HIGHER EDUCATION**

**2017-2018 Programs and Services**

This Agreement is entered into by and between the State Board of Career and Technology Education, herein referred to as "State Board" and the Oklahoma State Regents for Higher Education, herein referred to as "State Regents" in accordance with a Memorandum of Understanding pursuant to Senate Joint Resolution No. 35 of the First Session of the Thirty-Fourth Oklahoma Legislature (1973).

**WITNESSETH:**

**WHEREAS**, the State Board and the State Regents previously subscribed to a Memorandum of Understanding and Agreement regarding the necessity of cooperation of the two boards and their administrative offices as regards to their common responsibilities in the further development of career and technology education in Oklahoma; and

**WHEREAS**, this Memorandum of Understanding and Agreement was validated by the First Session of the Thirty-Fourth Oklahoma Legislature in its enactment of Senate Joint Resolution No. 35 codified at 70 O.S. 2011, §§ 2251-2272; and

**WHEREAS**, this Memorandum and Legislative Resolution provided that the State Board will annually enter into an Agreement with the State Regents for supplemental funding of programs operated at institutions under the jurisdiction of the State Regents and will provide certain funding; and

**WHEREAS**, the State Board and the State Regents agree that the performance of this Agreement shall begin on the 1<sup>st</sup> day of July 2017 and will terminate no later than the 30<sup>th</sup> day of June 2018.

**IT IS HEREBY STIPULATED AND AGREED** by and between the State Board and the State Regents as follows:

1. \*Funds in the amount of \$1,901,263 will be provided by the State Board for the purpose of postsecondary career and technical programs pursuant to the regulations of the Carl D. Perkins Career and Technical Education Act of 2006 (CFDA #84.048). Allocation of funds will be as follows:

Cameron University	\$126,569
Connors State College	\$174,729
Murray State College	\$ 98,693
Northern Oklahoma College	\$133,331
Oklahoma City Community College	\$274,608
OSU-Oklahoma City	\$ 391,093



OSU-Institute of Technology	\$146,735
Rogers State University	\$ 80,782
Rose State College	\$148,514
Tulsa Community College	\$326,209

2. \*Funds in the amount of \$1,994,646.65 will be provided by the State Board for the purpose of Adult Education and Family Literacy programs pursuant to the regulations of Title II of the Workforce Innovation and Opportunity Act (WIOA) of 2014 (CFDA #84.0020000). Allocation of funds will be as follows:

Northeastern Oklahoma College A&M	\$ 102,377.01
Oklahoma City Community College	\$1,772,061.43
OSU-Institute of Technology	\$ 120,208.21


3. The State Board of Career and Technology Education (ODCTE) desires to contract with the University of Central Oklahoma (UCO) and Oklahoma State University (OSU), and UCO and OSU desire to provide teacher in-service, professional development, coaching and mentoring for new CareerTech teachers. Not to exceed \$15,000 per university. Services may include but are not limited to instructional coaching/mentoring services. The staff of the Oklahoma Department of Career and Technology Education and the appropriate institution staff will negotiate services provided during FY 2018
4. The State Board will contract with OSU to assist new and alternative certified agricultural education teachers for the FY 2018 school year. The amount is not to exceed \$5,000.
5. The State Board will pay the State Regents \$50,000 to furnish information services and to provide information needed to further develop career and technical education. The State Board will provide a schedule of reports and data requests with respective due dates to the State Regents. The State Board will provide the State Regents staff with as much advance notice as possible for any additional information requests.
6. The state Board will contract with Rogers State University to provide ALS psychomotor examinations to candidates seeking NREMT/OSDH certifications as Paramedics, Advanced EMTs, and Intermediate EMTs. The amount is not to exceed \$15,750.
7. The state Board's contribution is based upon contingencies that federal and state funding will be available for the support of programs at a level not less than the past fiscal year. In the event state and/or federal funding is decreased, the total amount will be revised proportionately.
8. The State Board shall make payment under this Agreement upon presentation of an expenditure report on a quarterly basis by the higher education institutions identified in this Agreement.
9. The institutions party to this Agreement will make reports to the State Board as necessary and appropriate.

10. Any additional services that the State Board wishes to have provided by the State Regents during FY 2018 will be negotiated by the staff of the Oklahoma Department of Career and Technology Education working with each appropriate institution or agency of the state system to provide the needed services. Each such agreement for provisions of services shall be separately negotiated and added as an amendment to this Agreement. Under the terms of this Agreement, amendments will be provided to the Oklahoma State Regents for Higher Education by the Oklahoma Department of Career and Technology Education.

\*It is understood that in cases of the director and staff of the State Board making arrangements for certain line-item projects to be funded, the State Regents will not be able to assume the responsibility for fully accounting for the expenditure of the funds since the monies do not perfunctorily pass through the State Regents by virtue of this Agreement.

**IN WITNESS WHEREOF**, the State Board and the State Regents have executed this Agreement and have caused the signatures of the authorized representative to be affixed hereto.

State Board of Career and Technology Education:

  
\_\_\_\_\_  
Marcie Mack, State Director      9-12-17  
Date  
*Approved as to form: CPT*

Oklahoma State Regents for Higher Education:

\_\_\_\_\_  
Glen Johnson, Chancellor      \_\_\_\_\_  
Date

Meeting of the  
**OKLAHOMA STATE REGENTS FOR HIGHER EDUCATION**  
October 19, 2017

**AGENDA ITEM #13:**

**Investments.**



Meeting of the  
**OKLAHOMA STATE REGENTS FOR HIGHER EDUCATION**  
October 19, 2017

**AGENDA ITEM #14-a:**

**Administrative Rule Change.**

**SUBJECT:** Posting of proposed suspension or Non-Renewal of Professional and Commercial Driver Licenses Administrative Rule.

**RECOMMENDATION:**

**It is recommended that the State Regents authorize publication of a notice of intended rulemaking action to revoke the APA rule for the Suspension or Non-Renewal of Professional and Commercial Driver Licenses**

**BACKGROUND:**

Senate Bill 357 was signed into law on April 25, 2017. The law repealed 70 O.S. 2011, Section 623.1, which was the statute that necessitated the related administrative rule 610 Chapter 25, Subchapter 25, Suspension or Non-Renewal of Professional and Commercial Driver Licenses. The law was enacted in 1996 as a collection tool for guaranteed student loans though the process was never utilized by the Oklahoma College Assistance Program (OCAP).

**POLICY ISSUES:**

Since the law authorizing the suspension or non-renewal of Professional and Commercial Driver Licenses was repealed the APA rule for the program is no longer required.

**ANALYSIS:**

The suspension or non-renewal of licenses was originally viewed as a possible collection tool. However, once enacted, it became apparent that it would result in a much more punitive process than what was already in place with OCAP's authority under federal regulation to pursue Administrative Wage Garnishment. Therefore, the suspension or non-renewal was not implemented as OCAP's ability to garnish wages of working individuals was viewed as more productive and less punitive than the suspension or non-renewal of licenses. Suspension or non-renewal of licenses could in fact make it more difficult for a defaulted borrower to repay if they were no longer able to work and earn wages in their licensed profession.

Since the process of suspension or non-renewal was never used by OCAP there will be no effect on current collection processes used by OCAP for defaulted student loans.

**~~610:25-25-1. Purpose~~**

~~—The amendment of 70 O.S. 1991, § 623, by O.S.L. 1996, Ch. 261, § 1, necessitates the enactment of these rules procedures designed to provide those targeted by the amendment, namely the category of~~

defaulted student loan borrowers that both fail to enter repayment, and also hold or otherwise qualify for a professional license or certification, with:

- (1) An opportunity to establish repayment in lieu of loss of professional license or certification; and
- (2) Notice, hearing requirements and appeal procedures, as authorized by the amendment.

[Source: Added at 14 Ok Reg 168, eff 10-15-96 (emergency); Added at 14 Ok Reg 1424, eff 5-12-97]

#### **610:25-25-2. Definitions**

—The following words or terms, when used in this Subchapter, shall have the following meaning, unless the context clearly indicates otherwise:

**"License"** means *any professional license, certificate, registration, permit approval or similar document issued by a licensing board granting to an individual a right or privilege to engage in a profession, occupation or business, including Class A, B or C commercial driver licenses issued pursuant to Title 47 of the Oklahoma Statutes* [70 O.S., § 623.1 (E)(2)].

**"Licensing board"** means *any bureau, department, division, board, agency or commission of this state or of a municipality in this state that issues a license* [70 O.S., § 623.1 (E)(1)].

**"Reasonable and affordable monthly payment"** means a determination of payment amount made by the Oklahoma State Regents for Higher Education (OSRHE), pursuant to applicable federal regulations whereby assessment is made of licensee's disposable income and necessary expenses based on documentation provided by licensee that supports a smaller payment than is generally required of borrowers under the federal Higher Education Act of 1965 as amended.

**"Satisfactory repayment"** is achieved when licensee has made six (6) consecutive, on-time, voluntary, reasonable and affordable payments directly to OSRHE, pursuant to a written repayment agreement approved by OSRHE. Voluntary payments do not include payments obtained by income tax off set, garnishment, or income or asset execution. On-time means received by OSRHE within fifteen (15) days of the scheduled due date.

**"Valid request for hearing"** must be made within thirty (30) days of issuance of final notification, and shall explicitly state the reason for such request. Further, the stated reason(s) for the request must indicate clear relevance to the issue of whether licensee is in or will enter into satisfactory repayment. No extraneous or unrelated claims or issues, such as those regarding the validity of the debt, the quality of the education received, false certification, etc., will be addressed in a hearing pursuant to this Subchapter. Borrowers with such claims must resort to already established administrative remedies in a separate proceeding or forum.

**"Written repayment agreement"** must be written and clearly state the total amount owed, the interest rate, down payment amount, monthly payment amount, due dates for both down payment and regular monthly payments, duration of agreement, and any other terms of consideration for the agreement.

[Source: Added at 14 Ok Reg 168, eff 10-15-96; Added at 14 Ok Reg 1424, eff 5-12-97]

#### **610:25-25-3. Notification procedure**

##### **(a) Initial notification.**

(1) Upon purchase of a default claim, Oklahoma State Regents for Higher Education (OSRHE) shall notify the defaulted borrower in writing that failure to pay satisfactorily, as defined by applicable federal regulation, may result in suspension or non-renewal of any professional license, certificate, registration, permit approval or similar document issued by a licensing board granting to an individual a right or privilege to engage in a profession, occupation or business, including Class A, B or C commercial driver licenses issued pursuant to Title 47 of the Oklahoma Statutes [70 O.S., § 623.1 (E)(2)].

(2) If, after the initial notification, borrower fails to enter repayment or falls out of repayment, OSRHE shall continue collection efforts, informing the licensee in writing on a regular basis of the consequences of failing to repay, as prescribed by federal regulation, for a period of no less than sixty (60) days. Final notification may be issued by OSRHE only after it has attempted to collect the defaulted loan for sixty (60) days.

~~(b) — **Final notification.**~~

~~(1) — OSRHE shall provide a final notification letter allowing an additional thirty (30) days prior to notification of the licensing board. The final notification shall provide the defaulted student loan borrower with an administrative process to challenge issuance of notification of default to licensing board.~~

~~(2) — The final notification shall be mailed to the licensee's last known address and shall describe the nature and amount of the debt, the intention of OSRHE to notify the appropriate licensing board and an explanation of the licensee's rights.~~

~~(3) — The final notification shall state that the licensee's professional license, certification, registration, permit approval or similar document issued by a licensing board granting to an individual a right or privilege to engage in a profession, occupation or business, including Class A, B or C commercial driver licenses, shall be suspended and/or not renewed by the licensing board thirty (30) days after OSRHE's mailing of the notice to licensee's last known address, unless within that time the licensee:~~

~~(A) — pays the balance due as stated in the notice,~~

~~(B) — enters into a written repayment agreement approved by the OSRHE, or~~

~~(C) — appears and shows cause in a hearing before a hearing official that suspension or non renewal of a license is not appropriate.~~

~~(4) — For purposes of this Subsection, in absence of evidence to the contrary, a licensee shall be considered to have received the final notification, five (5) days after issuance by OSRHE.~~

~~[Source: Added at 14 Ok Reg 168, eff 10 15 96 (emergency); Added at 14 Ok Reg 1424, eff 5 12 97]~~

~~**610:25-25-4. Written repayment agreement executed subsequent to final notice**~~

~~(a) — Any written repayment agreement referred to in this procedure shall clearly state the total amount owed, the interest rate, down payment amount, monthly payment amount, due dates for both down payment and regular monthly payments, duration of agreement, and any other terms of consideration for the agreement (which terms may include requirement that licensee provide current employment and salary information, as well as tax information, and submit to semi-annual or annual reviews).~~

~~(b) — Written repayment agreements executed subsequent to OSRHE's issuance of the final notice but prior to notification of the appropriate licensing board shall:~~

~~(1) — be signed by licensee or licensee's legally authorized representative, and~~

~~(2) — become effective only upon OSRHE's receipt of licensee's down payment, which sum shall be equivalent to three (3) monthly payments and shall be paid to OSRHE in cash, money order or certified funds.~~

~~(c) — Written repayment agreements executed subsequent to notification of any applicable licensing board or subsequent to suspension of any applicable license shall:~~

~~(1) — be signed by licensee or licensee's legally authorized representative, and~~

~~(2) — become effective only upon OSRHE's receipt of licensee's down payment, which sum shall be equivalent to six (6) monthly payments and shall be paid to OSRHE in cash, money order or certified funds.~~

~~(d) — OSRHE may, at its discretion, agree to accept a down payment amount less than the amount required under (b) or (c) of this Section after review of licensee's total documented financial circumstances.~~

~~[Source: Added at 14 Ok Reg 168, eff 10 15 96 (emergency); Added at 14 Ok Reg 1424, eff 5 12 97]~~

~~**610:25-25-5. Repayment agreement default**~~

~~(a) — Where the licensee enters a written repayment agreement subsequent to OSRHE's final notification and commits to certain terms in consideration for OSRHE's agreement to forbear notification of licensing boards, the failure of the licensee to meet his/her obligations under the agreement, at any time, for the duration of the agreement, may result in immediate notification of default to licensing board without further notice to licensee.~~

~~(b) — For purposes of this Section, the licensee shall be considered to have breached or failed to meet his/her obligations under the agreement upon becoming two (2) payments delinquent.~~

~~(c) OSRHE may, at its discretion, and under appropriate circumstances as prescribed by applicable federal regulation, temporarily suspend collection efforts including, but not limited to, notification of any licensing board.~~

~~[Source: Added at 14 Ok Reg 168, eff 10-15-96 (emergency); Added at 14 Ok Reg 1424, eff 5-12-97]~~

#### ~~610:25-25-6. Hearing procedure~~

~~(a) To show cause why suspension or non-renewal of a license would not be appropriate, the licensee shall request a hearing from OSRHE. The request shall be made in writing and within thirty (30) days of OSRHE's issuance of the final notice and shall explicitly state the grounds or reason(s) for the request for hearing. For purposes of this paragraph, in absence of evidence to the contrary, a licensee shall be considered to have received the final notice five (5) days after said notice was issued by OSRHE.~~

~~(b) A valid request for hearing must be made within thirty (30) days of issuance of the final notice and shall explicitly state the reason(s) for such request. Further, the stated reason(s) for the request must indicate clear relevance to the issue of whether licensee is in or will enter into satisfactory repayment. No extraneous or unrelated claims or issues, such as those regarding the validity of the debt, the quality of the education received, false certification, etc., will be addressed in a hearing pursuant to this section. Borrowers with such claims must resort to already established administrative remedies in a separate proceeding or forum.~~

~~(c) Upon receipt of a request for hearing, OSRHE shall evaluate whether the hearing request is valid. Invalid requests shall be summarily denied by OSRHE and returned to licensee with statement of denial.~~

~~(d) If licensee submits a valid request for hearing, OSRHE may exercise discretion in attempting to resolve the matter to the mutual satisfaction of both parties prior to the involvement of an independent hearing official.~~

~~(e) When licensee's valid request for hearing, as described in (b) of this Section, is received by OSRHE, OSRHE may **not** issue notification to the appropriate licensing board until licensee has been provided the requested hearing.~~

~~(f) The time and location for the hearing with the independent hearing official shall be established by OSRHE. An oral hearing may, at the licensee's option, be conducted by telephone conference. OSRHE shall schedule all hearings with the hearing official and mail written notification of date and time of hearing to licensee allowing licensee at least ten (10) days' notice. Licensee shall bear any costs associated with travel to and from a hearing under this Section. Further, parties shall bear their own attorney fees.~~

~~(g) Should a hearing with an independent hearing official be conducted, at the request of the licensee, the only issues that may be determined in such hearing are whether the licensee is in satisfactory repayment and/or whether licensee will enter into repayment. Possible determinations of the hearing official are, therefore, limited to the following:~~

~~(1) Hearing official may determine that licensee is in satisfactory repayment and that OSRHE is prohibited from notifying licensing board of licensee's defaulted student loan so long as licensee maintains that status.~~

~~(2) Hearing official may determine that licensee will enter satisfactory repayment status and may issue a determination that licensee must sign a written repayment agreement.~~

~~(A) Hearing official may specify terms for said agreement, but in no instance shall hearing official specify terms that may violate any federal or state law.~~

~~(B) Terms specified by the hearing official shall not extend statutory repayment period or create any impossibility of repayment in full within the applicable repayment period.~~

~~(C) So long as licensee complies with the terms, OSRHE is prohibited from notifying licensing board.~~

~~(D) Should licensee fail to meet his/her obligations under the agreement specified by the hearing official, OSRHE may proceed with notification of licensing board without further notice to licensee.~~

~~(3) Hearing official may determine that licensee is not and will not enter satisfactory repayment status and that suspension or non-renewal of his/her license is appropriate and, accordingly, issue determination that OSRHE proceed with notification of licensing board.~~



~~(h) A copy of hearing official's written determination shall be mailed to licensee on the day of issuance or at the earliest practicable date thereafter. Determinations of hearing official become final ten (10) days after issuance of written determination.~~

~~(i) Hearing official must, in all respects, strictly comply with all requirements of 34 C.F.R. § 682.~~

~~[Source: Added at 14 Ok Reg 168, eff 10-15-96 (emergency); Added at 14 Ok Reg 1424, eff 5-12-97]~~

#### ~~610:25-25-7. Procedure for notification of licensing board to suspend and not renew~~

~~(a) If the licensee fails to respond to a final notice of intent to order the suspension or non-renewal of a license within the prescribed time, fails to timely request a hearing, or fails to appear at a regularly scheduled hearing, the licensee's defenses, objections, or request for a payment plan shall be considered without merit and OSRHE may immediately proceed with notification of licensing board.~~

~~(b) When OSRHE determines that the licensee is in default, as defined by applicable federal regulation, is not in satisfactory repayment, or has not entered into a written repayment agreement, and the thirty (30) day final notification period has elapsed, or hearing official's determination that notification of licensing board should occur has become final, it may notify any licensing board that a licensee is in default on a student loan obligation.~~

~~(c) Pursuant to 70 O.S., § 623.1 (B), upon receipt of the notice, the licensing boards shall suspend and not renew the license of the licensee until further notification by the OSRHE.~~

~~(d) Once so notified, no further administrative review or contested proceeding within the licensing board is required. No licensing board may be held liable for any suspension or nonrenewal of a license or commercial driver license pursuant to the provisions of this act [70 O.S., § 623.1 (C)].~~

~~[Source: Added at 14 Ok Reg 168, eff 10-15-96 (emergency); Added at 14 Ok Reg 1424, eff 5-12-97]~~

#### ~~610:25-25-8. Procedure for appeal of hearing official's decision~~

~~(a) Upon written request by the licensee, the decision of the hearing official may be appealed to OSRHE. Licensee's written request for appeal must be received by OSRHE on or before the day that the determination of the hearing official becomes final (ten [10] days after issuance of written decision).~~

~~(1) An appeal shall be reviewed by an OSRHE employee(s) whose employment responsibilities do not include the collection of defaulted student loans.~~

~~(2) If licensee establishes to the satisfaction of OSRHE with verifiable and documented evidence that suspension, non-issuance or non-renewal of a license would create a **significant hardship** to the licensee, to the licensee's employees, to legal dependents residing in the licensee's household, or the persons, businesses, or other entities served by the licensee, OSRHE may provide one additional opportunity for the licensee to establish a satisfactory written repayment agreement.~~

~~(3) OSRHE may grant a new hearing if reconsideration is warranted based on verifiable and documented evidence of material, procedural irregularity.~~

~~(4) After review of all pertinent documentation, OSRHE shall issue a final written determination regarding appeal of hearing official's decision at the earliest practicable date but not later than thirty (30) days after OSRHE's receipt of appeal request.~~

~~(A) Subject review may, but need not, include direct oral communication with licensee.~~

~~(B) Under circumstance where OSRHE upholds decision to proceed with notification of licensing board, OSRHE shall mail copy of its written determination to licensee and may not proceed to notification of licensing board until ten (10) days after copy of written determination is mailed to licensee.~~

~~(5) The determinations of OSRHE, pursuant of this Section, are final agency decisions.~~

~~(b) Nothing in this Section shall be construed to prevent post-suspension reconsideration, rehearing or reopening, at the discretion of OSRHE, for good cause shown by licensee.~~

~~(c) Under appropriate circumstances, as prescribed by federal regulation, OSRHE may temporarily suspend all collection efforts, including but not limited to, notification of licensing board.~~

~~(d) Employees of OSRHE must, in all respects, strictly comply with all requirements of 34 C.F.R. § 682, and all other federal and state laws.~~

~~[Source: Added at 14 Ok Reg 168, eff 10-15-96 (emergency); Added at 14 Ok Reg 1424, eff 5-12-97]~~

**610:25-25-9. Procedure for notification of licensing board to renew or terminate suspension**

(a) — OSRHE shall notify each licensing board, as soon as possible and no later than ten (10) business days, to renew or terminate suspension of license, when OSRHE determines:

(1) — that the licensee is no longer in default status due to repayment in full, loan rehabilitation or some other action that discharges the licensee of responsibility for repayment; ~~or~~

(2) — when the licensee achieves satisfactory repayment status, which, pursuant to federal regulation, is defined as:

(A) — licensee has made six (6) consecutive, on time, voluntary, reasonable and affordable payments directly to OSRHE pursuant to a written repayment agreement approved by OSRHE;

(B) — the required monthly amount may not be more than is reasonable and affordable based on the borrower's total, documented, financial circumstances;

(C) — voluntary payments do not include payments obtained by income tax off set, garnishment, or income or asset execution;

(D) — on time means received by OSRHE within fifteen (15) days of the scheduled due date; ~~or~~

(3) — when licensee executes a written repayment agreement and, in compliance with the requirements for a written repayment agreement executed subsequent to notification of licensing board as provided in this Section, remits a down payment equivalent to six (6) monthly payments.

(b) — *The issuing licensing board shall reinstate or renew the license of the licensee within thirty (30) days contingent upon the requirements of the licensing board [70 O.S., § 623.1 (D)].*

[Source: Added at 14 Ok Reg 168, eff 10-15-96 (emergency); Added at 14 Ok Reg 1424, eff 5-12-97]

Meeting of the  
**OKLAHOMA STATE REGENTS FOR HIGHER EDUCATION**  
October 19, 2017

**AGENDA ITEM #14-b:**

**Administrative Rule Change.**

**SUBJECT:** Posting of proposed Oklahoma’s Promise – Oklahoma Higher Learning Access Program Rule Revisions.

**RECOMMENDATION:**

**It is recommended that the State Regents post proposed permanent rule revisions for the Oklahoma’s Promise – Oklahoma Higher Learning Access Program (Oklahoma’s Promise) and initiate the process for adoption of permanent rule revisions as described below.**

**BACKGROUND:**

Oklahoma’s Promise was created in 1992. Students must enroll in the program in the 8<sup>th</sup>, 9<sup>th</sup>, or 10<sup>th</sup> grade. The program requires students to complete a 17-unit core curriculum, achieve at least a 2.50 GPA in the core curriculum and a 2.50 GPA overall, attend school regularly, and refrain from drug abuse or delinquent acts. Students completing the requirements qualify for a scholarship equal to public college tuition. Participation is limited to students from families with an income of \$55,000 or less at the time of application to the program. The student’s family income must also not exceed \$100,000 when the student begins college. SB 529 of the 2017 legislative session made several significant changes to the program which are described in the Analysis section below.

**POLICY ISSUES:**

Oklahoma’s Promise plays an important role in the efforts of Oklahoma State Regents for Higher Education to increase the number of college graduates in Oklahoma. The program is designed as an incentive to encourage more students to aspire for college, prepare themselves for academic success in college, and to provide them with financial assistance for college expenses.

**ANALYSIS:**

The proposed rule revisions are primarily related to statutory changes made in SB 529 that was passed during the 2017 legislative session. The changes related to SB 529 include:

Increasing the Application Income Limit: The income limit at the time of application in the 8<sup>th</sup>-10<sup>th</sup> grades is increased from \$50,000 to \$55,000 effective for 2017-2018. In addition, the definition of “income” is changed from “taxable and nontaxable” to “federal adjusted gross income” (AGI). The bill further increases the income limit to \$60,000 AGI beginning in 2021-2022. The change to \$55,000 is estimated to increase the percentage of Oklahoma families eligible to participate in the program from forty percent to forty-five percent and could potentially add 800-1000 participants to each high school graduating class of students. The first high school students enrolling under the new higher income limit will graduate in 2020. Consequently, the first year of fiscal impact for this change will be FY 2020-2021.

Applying the Second Income Limit Each Year in College: Beginning in 2018-19, the \$100,000 second income limit will be checked each year the student is in college. Previously, the second income limit was checked only one time when the student started college. In 2018-2019, there will be no “grandfathering” of students who were already enrolled in college. Recent data indicates that 350-400 Oklahoma’s Promise college students in their sophomore through senior years have incomes over \$100,000 and will be disqualified. In addition, about five percent of Oklahoma’s Promise college students in their sophomore through senior years currently do not complete the federal financial aid application (FAFSA – Free Application for Federal Student Aid) which is used to verify income. These students will be required to complete the FAFSA and if their income is over \$100,000 will be disqualified. This change is expected to save approximately \$1.5 million per year.

Eliminating Award Payment for Remedial Courses: Beginning with the 2018-2019 academic year, the program will no longer pay for noncredit remedial courses. Two recent initiatives should help address student remedial needs.

- Many colleges and universities are moving toward addressing student remediation needs through credit-earning co-requisite courses that allow the student to earn college credit while simultaneously receiving the supplemental academic services they need.  
(b)
- The Oklahoma State Department of Education, in partnership with the State Regents, the Oklahoma Department of Career and Technology Education, and the Southern Regional Education Board (SREB), is implementing a College Career Math Ready course for high school seniors who intend to go to college and who have already completed Algebra I, Geometry, and Algebra II, but have scored below a 19 on the math section of the ACT test.

Capping the Number of Credit Hours for which the Scholarship Will Pay in College: SB 529 requires the State Regents to establish a maximum limit on the number of courses (credit hours or other postsecondary units) to which the scholarship will apply. Beginning with students graduating high school in 2017-18, the proposed revisions would set a general limit of 129 credit hours with exceptions granted for students enrolled in degree programs that require more than 129 credit hours (including first-time professional degrees that do not require an undergraduate degree, such as pharmacy). Following is additional information related to this recommendation.

- Most undergraduate degrees require either 120 credit hours (about thirty percent) or 124 credit hours (about fifty percent). The 129 credit hour limit will provide a limited amount of flexibility for students who change majors during their college career.
- About ten percent of college degrees require in excess of 129 credit hours. These include many engineering degrees and education degrees specializing in science and music. Some undergraduate architectural engineering programs require up to 157 credit hours.
- Data from Complete College America shows that, on average, students completing bachelor degrees take about five years and complete about 135 credit hours.
- Oklahoma’s Promise program data shows that about one percent of award expenditures is for courses taken after a student has accumulated 150 credit hours.

- Following are some comparisons of the recommendation for Oklahoma’s Promise to other scholarship and grant programs.

Program	Years of Award Eligibility	Credit Hour Limit
OKPromise (recommended)	5 years	129 credit hours or actual degree hours
Indiana 21 <sup>st</sup> Century Scholars (similar to OKPromise)	8 years	Award limited to equivalent of 4 yrs. of enrollment
Washington College Bound (similar to OKPromise)	5 years	Equivalent of 4 years
Federal Pell Grant (need-based)	6 years (150% of 4-yr degree)	180 credit hours (150% of 120 hr. degree)
Georgia HOPE Scholarship (merit scholarship)	7 years	127 credit hours
Louisiana TOPS Scholarship (merit scholarship)	4 years (8 semesters)	Continuous enrollment required
Tennessee HOPE Scholarship (merit scholarship)	5 years	120 credit hours or actual degree hours up to 136 hours
Complete College America Average for Bachelor’s Degree	5 years	135 credit hours

- The proposed limit would not include college credit hours earned by the student, but not paid for by Oklahoma’s Promise, including high school concurrent enrollment, Advanced Placement, College-Level Examination Program (CLEP), etc.

Authorizing More Postsecondary Career Technology Programs: SB 529 expands the number of programs at career technology centers for which the Oklahoma’s Promise award may be used. Previously, the statute limited participation to only career technology programs offered within a cooperative agreement between a technology center and a state system college. The new statute authorizes the award to be used for any career technology program that is eligible to participate in federal student financial aid programs. This change makes the Oklahoma’s Promise award consistent with other state and federal financial aid such as the Oklahoma Tuition Aid Grant (OTAG) and the federal Pell Grant. It is estimated that the change will increase the number of Oklahoma’s Promise award recipients at career technology centers by about 100.

Aligning Scholarship Retention Requirements with Institution Degree-Completion Standards: SB 529 replaces a unique and confusing statutory college GPA requirement with the requirement that the student meet the institution’s academic retention and degree-completion standards. The previous statute required students to achieve at least a 2.5 GPA calculated only on courses taken after the student had accumulated 60 credit hours. Since this GPA was different from the student’s cumulative GPA as shown on their transcript, it was difficult and cumbersome for students to monitor.

## **Title 610 - State Regents for Higher Education**

### **Chapter 25 - Student Financial Aid and Scholarships**

#### **Subchapter 23 – Oklahoma Higher Learning Access Program**

##### **610:25-23-1. Purpose**

The Oklahoma Higher Learning Access Program, created by the Oklahoma Higher Learning Access Act passed in 1992 (70 O.S. § 2601 et seq.), is designed to help provide access to postsecondary education opportunities for students with financial need who have demonstrated a commitment to academic success in high school. The program shall also be known as "Oklahoma's Promise". The Act identifies two primary purposes:

- (1) The first is to ensure that students who satisfy the requirements of the program, and who pursue an associate or baccalaureate degree in Oklahoma at an accredited public or private institution, or pursue studies in a postsecondary career technology program or course offered through a cooperative agreement between a public technology center and an institution of The Oklahoma State System for Higher Education that meets the requirements to be eligible for federal student aid and is offered by a technology center school supervised by the State Board of Career and Technology Education, are relieved of the burden of paying:
  - (A) undergraduate resident nonguaranteed tuition at institutions of The Oklahoma State System for Higher Education;
  - (B) tuition for enrollment in postsecondary programs or courses of a public technology center, not to exceed the amount the student would have received for comparable enrollment at a two-year institution within The Oklahoma State System of Higher Education; or
  - (C) some portion of fees or tuition at a private institution of higher education in Oklahoma accredited pursuant to 70 O.S. § 4103.
- (2) The further purpose of the program is to establish and maintain a variety of support services whereby a broader range of the general student population of this state will be prepared for success in postsecondary endeavors. [70 O.S. § 2602]

##### **610:25-23-2. Eligibility of participants**

Eligibility to participate in the program must be established by both the student and his/her parent(s), custodial parent(s), or guardian(s). Students enrolled in the eighth, ninth or tenth grade at a public or private school and whose parents' income meets the financial need criteria are eligible to apply to become a program participant. Students educated by other means who are between the ages of thirteen (13) and fifteen (15) are eligible to apply to become a program participant. Eligibility requirements to participate in the program include the following:

- (1) The student must be a resident of the state of Oklahoma or be enrolled in a school district located in this state that serves students who reside in both this state and an adjacent state pursuant to a contract as authorized in Section 5-117.1 of Title 70 of the Oklahoma Statutes; and
- (2) The student's parent(s), custodial parent(s), or guardian(s) must establish financial need.
  - (A) To meet the program's financial need criteria, the income of the student's parent(s) from taxable and nontaxable sources shall not exceed \$50,000 per year at the time the student applies for participation in the program. Beginning in 2017-2018, the federal adjusted gross income of the student's parent(s) shall not exceed \$55,000 per year at the time the student applies for participation in the program. Beginning in 2021-2022, the federal adjusted gross income of the student's parent(s) shall not exceed \$60,000 per year at the time the student applies for

participation in the program. A student who was adopted while in the permanent custody of the Department of Human Services, in the court-ordered custody of a licensed private nonprofit child-placing agency, or federally recognized Indian tribe, as defined by the federal Indian Child Welfare Act, shall not be subject to the determination of financial qualification at the time the student applies for participation in the program.

(B) Parents of students making application to the program must use one of the following options to establish financial need eligibility:

(i) Documentation of their most recent calendar (tax) year income. Parents of tenth-grade applicants may use the calendar (tax) year income that coincides with the spring semester of the tenth-grade if the application is submitted by the required deadline; or

(ii) Documentation of current yearly income from an officially approved application for free or reduced price school meals or other state or federal means-tested programs as determined by the State Regents. The State Regents may limit use of this option to pilot projects as determined by the State Regents. If requested by the State Regents, parents may be required to provide additional documentation of income.

(iii) The Oklahoma State Regents for Higher Education shall review the determination of financial need eligibility of the student as set forth in section (2)(A) above if the income from taxable and nontaxable sources of the student's parent(s) includes income received from nontaxable military benefits or income received from the federal Social Security Administration due to the death or disability of the student's parent(s). If the income ~~from taxable and nontaxable sources~~ of the student's parent(s), excluding income received from nontaxable military benefits or income received from the federal Social Security Administration due to the death or disability of the student's parent(s), does not exceed the limitations set forth in section (2)(A) above, Fifty Thousand Dollars (\$50,000.00) per year, the student shall be determined to have met the financial need eligibility [70 O.S. § 2605(D)~~(3)~~(6)]

(C) For students that are subject to court-ordered joint custody arrangements, the OSRHE shall use guidelines consistent with regulations for federal Title IV student financial aid programs to determine which parent(s) shall meet the financial need criteria.

### **610:25-23-3. Applications [no changes]**

### **610:25-23-4. Program requirements [no changes]**

### **610:25-23-5. Securing Program benefits**

(a) To qualify for the program benefits for the first semester or other academic unit of postsecondary enrollment, the participant must:

(1) Be a resident of this state both at the time of application to the program and at the time the student graduates from high school, or have been enrolled in a school district located in this state that serves students who reside in both this state and an adjacent state pursuant to a contract as authorized in Section 5-117.1 of Title 70 of the Oklahoma Statutes.

(2) Have graduated within the previous three (3) calendar years from a high school or other educational program if homeschooled. The Oklahoma State Regents for Higher Education (OSRHE) may award benefits for a student's first semester or other academic unit of postsecondary enrollment taken more than three (3) calendar years after the student graduates from high school, or other educational program if homeschooled, if the student is a member of the Armed Forces of the United States, the Reserve Corps of the Armed Forces of the United States, or the Oklahoma National Guard, and is ordered to active duty or active duty for special work or training and due to the duty

commitment the student is unable to enroll prior to the end of the three-year period. Such three-year period shall be extended by the length of the term of duty.

(3) Have a record of satisfactory compliance with the agreements and program requirements described in 610:25-23-4. Students failing to comply with the agreement and program requirements shall not be eligible for awards. Compliance shall be verified by the local contact person upon a form provided by the OSRHE. Final verification of compliance shall be determined by the OSRHE. A copy of the student's final high school transcript shall be submitted by the local contact person with the student's verification form.

(4) Have satisfied admission standards as established by the OSRHE for first-time-entering students for the appropriate type of institution (OSRHE policy on Institutional Admission and Retention) or, if attending a private institution, satisfy the admission standards determined by the private institution; provided, that no student participating in the program shall be admitted into an institution of higher education by special admission standards.

(5) Have secured admission to, and enrolled in, an institution which is a member of The Oklahoma State System of Higher Education, a postsecondary career technology program that meets the requirements to be eligible for federal student financial aid and is offered by a technology center school supervised by the State Board of Career and Technology Education pursuant to a duly approved cooperative agreement between a public technology center and an institution of The Oklahoma State System of Higher Education, or a private institution of higher learning located within this state and accredited pursuant to Section 4103 of Title 70 of the Oklahoma Statutes.

(6) Be a United States citizen or lawfully present in the United States. This provision shall not apply to any student that was enrolled in the program prior to the end of ~~2006-07~~ 2006-2007 school year.

(b) For students receiving the program benefit award for the first time in 2012-2013 ~~2012-13~~ and thereafter through 2017-2018, at the time the student begins postsecondary education and prior to receiving any program benefit award, the federal adjusted gross income of the student's parent(s) shall not exceed \$100,000 per year. Beginning with the 2018-2019 academic year, prior to receiving any Oklahoma Higher Learning Access Program benefit award for any year during which the student is enrolled in an eligible institution, the federal adjusted gross income of the student's parent(s) shall not exceed \$100,000 per year. The determination of financial qualification as set forth in this paragraph shall be based on the income of the student, not the income of the parent(s), if the student:

(1) is determined to be independent of the student's parents for federal financial aid purposes,

(2) was in the permanent custody of the Department of Human Services at the time the student enrolled in the program, or

(3) was in the court-ordered custody of a federally-recognized Indian tribe, as defined by the federal Indian Child Welfare Act, at the time the student enrolled in the program.

(c) A student who was adopted while in the permanent custody of the Department of Human Services, in the court-ordered custody of a licensed private nonprofit child-placing agency, or federally recognized Indian tribe, as defined by the federal Indian Child Welfare Act, shall be subject to the following financial qualification at the time the student begins postsecondary education and prior to receiving any program benefit award:

(1) For a student adopted between birth and twelve (12) years of age, the federal adjusted gross income of the student's parent(s) may not exceed \$150,000 per year.

(2) For a student adopted between thirteen (13) and seventeen (17) years of age, the federal adjusted gross income of the student's parent(s) may not exceed \$200,000 per year.

(3) If the student is determined to be independent of the student's parents for federal financial aid purposes, the determination of financial qualification shall be based on the income of the student, not the income of the parent(s).

(d) Award recipients shall apply for financial aid at the institution in which they enroll.

(e) Beginning in 2018-2019 and thereafter, all AH students eligible to receive the program benefit award ~~for the first time in 2012-13 and thereafter~~ must complete an application for federal student financial aid (Free Application for Federal Student Aid or FAFSA) ~~or its equivalent~~ each year the student is enrolled in



postsecondary education. Students not eligible to complete the FAFSA ~~will~~ may be provided an alternate method by the OSRHE. Income information submitted through the FAFSA, ~~or an alternate method if necessary,~~ shall be used to determine compliance with the income limits described in sections (b) and (c) above. Any falsified or incomplete information submitted by the student or parent(s) may result in the student's disqualification from the program.

(f) Any person incarcerated in a state, federal, or private correctional facility shall not be eligible to receive program benefits.

#### **610:25-23-6. Retaining eligibility in postsecondary education**

(a) To retain eligibility for program benefits while pursuing a program of higher learning in an institution of The Oklahoma State System of Higher Education, the student shall maintain good academic standing and satisfactory academic progress according to standards of the Oklahoma State Regents for Higher Education (OSRHE). Students attending an eligible private institution shall maintain good academic standing and satisfactory academic progress according to the standards of the institution in which they are enrolled. [70 O.S. § 2603; OSRHE policy on Institutional Admission and Retention]

(b) Effective January 1, 2008, any student receiving the program benefit award that is expelled or suspended for more than one semester from an institution of higher education for conduct reasons shall permanently lose eligibility for program benefits.

(c) Students shall meet the requirements for retention and degree completion as established by the institution in which the student is enrolled. [70 O.S. § 2603] ~~For students receiving the program benefit award for the first time in 2012-13 and thereafter, the student must achieve a minimum cumulative grade point average of 2.00 on a 4.00 scale or its equivalent for courses taken through the student's sophomore year and achieve a minimum grade point average of 2.50 on a 4.00 scale or its equivalent for courses taken during the student's junior year and thereafter.~~

~~(1) Any Oklahoma's Promise student with a cumulative grade point average of less than 2.00 upon the completion of sixty (60) earned semester credit hours, or its equivalent, shall permanently lose eligibility for program benefits. The cumulative grade point average at the end of the enrollment period during which the student completes their sixtieth (60th) earned semester credit hour, or its equivalent, shall be calculated by the institution in which the student is enrolled to determine compliance with this provision. The institution shall notify the OSRHE if the student fails to meet this requirement.~~

~~(2) To remain eligible for the award, an Oklahoma's Promise student must also achieve a 2.50 cumulative grade point average for courses taken after the completion of sixty (60) earned semester credit hours, or its equivalent. The first check of this grade point average requirement will be conducted by the institution in which the student is enrolled at the end of the enrollment period during which the student completes their ninetieth (90th) earned semester credit hour, or its equivalent. The grade point average calculation shall include all earned semester credit hours, or their equivalent, starting with the enrollment period immediately following the enrollment period during which the student completed their sixtieth (60th) earned semester credit hour, or its equivalent. Thereafter, the institution in which the student is enrolled shall check the cumulative grade point average for courses taken after the completion of sixty (60) earned semester credit hours, or its equivalent, at the end of each enrollment period. Any student whose cumulative grade point average at the required check points is below 2.50, shall be ineligible for program benefits until the cumulative grade point average for courses taken after the completion of sixty (60) earned semester credit hours or its equivalent is raised to 2.50 or above. Any period of ineligibility for failure to meet the requirements of this provision shall count against the student's maximum time period of award eligibility.~~

~~(3) For institutions within the Oklahoma State System of Higher Education, the student's grade point average shall be calculated using the methodology defined as "Cumulative Grade Point Average" in the OSRHE policy on grading.~~

(d) Beginning in ~~2012-2013~~ 2012-13, all Oklahoma's Promise students receiving the award in college will be required to meet federal satisfactory academic progress (SAP) standards as defined by the institution in which they are enrolled. This requirement ~~is in addition to the statutory GPA requirement described in section (c) above~~ and will apply to all Oklahoma's Promise award recipients whether or not they are receiving federal student financial aid. Any Oklahoma's Promise student that is ineligible to receive federal financial aid due to failure to meet SAP standards will also be ineligible to receive the Oklahoma's Promise award.

**610:25-23-7. Payment of awards; policies and limitations**

(a) Eligible students enrolled at an institution in The Oklahoma State System of Higher Education shall have an award equivalent to their undergraduate resident nonguaranteed tuition paid to the institution on the student's behalf by an allocation from the Oklahoma Higher Learning Trust Fund [70 O.S. § 3953.1];

(b) Eligible students enrolled in a duly accredited private Oklahoma institution of higher education [70 O.S. § 4103] shall have awards paid to the institution on the student's behalf by an allocation from the Oklahoma Higher Learning Access Trust Fund in an amount equivalent to the average undergraduate resident nonguaranteed tuition if the student were enrolled in a comparable institution of The Oklahoma State System of Higher Education. Comparability of institutions shall be determined by the OSRHE;

(c) Eligible students enrolled in a postsecondary career technology program that meets the requirements to be eligible for federal student financial aid and is offered by a technology center school supervised by the State Board of Career and Technology Education ~~through a cooperative agreement between a public technology center and an institution of The Oklahoma State System of Higher Education~~ shall have an award equivalent to tuition paid, not exceeding the average amount the student would have received for comparable enrollment at a two-year institution within The Oklahoma State System of Higher Education, to the school or institution on the student's behalf by an allocation from the Oklahoma Higher Learning Access Trust Fund;

(d) Funds shall be transferred by the OSRHE from the Oklahoma Higher Learning Access Trust Fund to the institution in which the student is enrolled. No funds shall be paid directly to the student;

(e) Payment will not be allowed for courses taken in excess of those required for a baccalaureate degree;

(f) Beginning with students graduating high school in 2017-2018 and thereafter, payment will be limited to 129 semester credit hours, or the equivalent, except as provided in the following. Students enrolled in a baccalaureate degree program that requires in excess of 129 semester credit hours or the equivalent, may receive payment for the number of semester credit hours required by the degree program. Students without a baccalaureate degree who are enrolled in a first professional degree program that does not require completion of a baccalaureate degree and that requires in excess of 129 semester credit hours or the equivalent, may receive payment for the number of semester credit hours required by the degree program up to a maximum of 150 semester credit hours or the equivalent. The Chancellor may approve exceptions to the limit for extraordinary or hardship circumstances including, but not limited to, sickness and injury.

(g) Students will be eligible for the benefits outlined in this policy for five (5) years from the first date of postsecondary enrollment. The Oklahoma State Regents for Higher Education may award the Oklahoma Higher Learning Access Program benefits for courses of postsecondary units taken more than five (5) years after the student's first semester of postsecondary enrollment only in hardship circumstances; provided, however, no Oklahoma Higher Learning Access Program participant may receive benefits beyond a cumulative time period of five (5) years [70 O.S. § 2604]. Hardship circumstances may include, but are not limited to, sickness, injury, required military service, or service required by the student's religious or cultural traditions;

~~(g)~~(h) There will be no limit to the number of awards other than the amount of funds available or the number of eligible students. If sufficient funds are not available to provide awards for all eligible applicants, the OSRHE shall make awards on the basis of need;

~~(i)~~ Students who have previously received awards shall have priority over students applying for initial awards;

~~(j)~~ The Oklahoma State Regents for Higher Education shall take into consideration other grants and scholarships received by an eligible applicant when making awards [70 O.S. § 2604]. Award recipients may not receive financial aid in excess of his/her cost of attendance as determined by the institution in which the student is enrolled. The cost of attendance determined by the institution shall be consistent with regulations for federal Title IV student financial aid programs. If necessary, an award shall be reduced by an amount which makes the student's total financial aid equivalent to the student's identified cost of attendance.

(k) Beginning with the 2018-2019 academic year, an award shall not include payment for noncredit remedial courses.

#### **610:25-23-8. Administrative responsibilities [no changes]**

#### **610:25-23-9. "Heroes Promise"**

HB 1343 of the 2011 Oklahoma legislative session amended the Oklahoma Higher Learning Access Act to authorize certain persons to participate in the Oklahoma Higher Learning Access Program and to qualify for the program benefits. This category of program participation shall be referred to as the "Heroes Promise" program. Except as otherwise provided in this section, the administrative rules of the Oklahoma Higher Learning Access Program shall apply to participants in the Heroes Promise program.

(1) Eligibility: A student shall be eligible to participate in the Heroes Promise program if the student meets the following criteria:

(A) The student is a child of any person killed after January 1, 2000, in the line of duty in any branch of the United States Armed Forces or who died after January 1, 2000, as a result of an injury sustained while in the line of duty in any branch of the United States Armed Forces and the person who was killed or died filed an individual or joint Oklahoma income tax return for the tax year prior to the year during which the person was killed or died.

(B) The student is a resident of Oklahoma or is enrolled in a school district located in this state that serves students who reside in both this state and an adjacent state pursuant to a contract as authorized in Section 5-117.1 of Title 70 of the Oklahoma Statutes.

(C) The student executes an agreement to participate in the program.

(2) Application and Enrollment:

(A) Eligible students enrolled in a public or private school in the eighth-, ninth-, or tenth-grade, and eligible students educated by other means between the ages of thirteen (13) and sixteen (16) may apply to participate in the program.

(B) Eligible students who have completed the tenth grade or who have reached age sixteen (16) shall be given the opportunity to apply to participate in the program prior to reaching the age of twenty-one (21).

(C) An eligible student shall not be required to establish financial need as described in 610:25-23-2(2).

(D) To apply, the student and/or their parent, custodial parent, or guardian shall submit appropriate documentation of eligibility including, but not limited to:

(i) A copy of an individual or joint Oklahoma income tax return filed by the parent of the student for the tax year prior to the year during which the parent was killed or died.

(ii) Documentation of the parent's death after January 1, 2000 while in the line of duty or as a result of injury sustained while in the line of duty in any branch of the United States Armed Forces.

(iii) Documentation that the student is a resident of Oklahoma or is enrolled in a school district located in this state that serves students who reside in both this state and an adjacent

state pursuant to a contract as authorized in Section 5-117.1 of Title 70 of the Oklahoma Statutes.

(3) Exemption from Oklahoma Higher Learning Access Program Requirements: Students eligible for the Heroes Promise program shall not be subject to the program requirements contained in 610:25-23-4 (Program requirements).

(4) Securing Program Benefits: An eligible student may qualify for a Heroes Promise award which includes payment of an amount equivalent to resident tuition or other tuition pursuant to Section 2604 of Title 70 of the Oklahoma Statutes for the first semester or other academic unit of postsecondary enrollment if the student meets the following criteria:

(A) The student has satisfied admission standards as determined by the Oklahoma State Regents for Higher Education for first-time-entering students for the appropriate type of institution, or, if attending a private institution, has satisfied admission standards as determined by the private institution. No student participating in the Heroes Promise program shall be admitted into an institution of higher education by special admission standards.

(B) The student has secured admission to, and, prior to reaching the age of twenty-one (21), has enrolled in an institution which is a member of The Oklahoma State System of Higher Education, a postsecondary ~~vocational-technical~~ career technology program that meets the requirements to be eligible for federal student financial aid and is offered by a technology center school supervised by the State Board of Career and Technology Education pursuant to a duly approved cooperative agreement between a technology center school and an institution of The Oklahoma State System of Higher Education, or a private institution of higher learning located within this state and accredited pursuant to Section 4103 of Title 70 of the Oklahoma Statutes. The Oklahoma State Regents for Higher Education may award the Heroes Promise benefit for a student's first semester or other academic unit of postsecondary enrollment taken after the student turns twenty-one (21) years of age if the student is a member of the Armed Forces of the United States, the Reserve Corps of the Armed Forces of the United States, or the Oklahoma National Guard, and is ordered to active duty or active duty for special work or training and due to the duty commitment the student is unable to enroll before the student reaches twenty-one (21) years of age. The period of the extension shall be the length of the term of duty.

(C) Except as otherwise provided in this section, students eligible for the Heroes Promise award benefits shall not be subject to the provisions of 610:25-23-5 (Securing Program benefits).

(D) Except as otherwise provided in this section, the payment of Heroes Promise award benefits shall be subject to the provisions of 610:25-23-7 (Payment of awards; policies and limitations).

(E) A student that qualifies for the Oklahoma Higher Learning Access Program benefit based on both their Heroes Promise eligibility and completion of the regular program requirements shall only receive a single program benefit.

(5) Retaining Eligibility in Postsecondary Education: To retain eligibility for the Heroes Promise award while pursuing a program of higher learning at an eligible Oklahoma institution, the student must maintain compliance with the provisions of 610:25-23-6 (Retaining eligibility in postsecondary education).

(This page left intentionally blank.)

(This page left intentionally blank.)

(This page left intentionally blank.)

Meeting of the  
**OKLAHOMA STATE REGENTS FOR HIGHER EDUCATION**  
October 19, 2017

**AGENDA ITEM #14-c:**

**Administrative Rule Change.**

**SUBJECT:** Posting of proposed permanent rule revisions to the Academic Scholars program.

**RECOMMENDATION:**

**It is recommended that the State Regents post proposed permanent rule revisions for the Academic Scholars Program and initiate the process for adoption of permanent rule revisions as described below.**

**BACKGROUND:**

The Academic Scholars Program was established in 1988 by the Oklahoma Legislature and provides scholarships to academically outstanding students who attend an Oklahoma college or university. The program is intended to keep Oklahoma's best high school students in Oklahoma for college and to attract quality nonresident students to Oklahoma institutions. Both Oklahoma residents and nonresident students can qualify for the program by achieving designation as a National Merit Scholar, National Merit Finalist or United States Presidential Scholar. Oklahoma residents may also qualify by scoring at or above the 99.5 percentile on the ACT or SAT. In 1999, legislation authorized a category called "Institutional Nominees" which allowed public colleges and universities to submit a limited number of scholarship nominees based upon minimum criteria established by the State Regents and the institution.

The program provides participants funding to use toward tuition, fees, room and board, and required textbooks or materials for up to four (4) years of undergraduate and graduate study, at accredited institutions of higher education in Oklahoma. The annual award amounts for all National Merit & ACT/SAT qualifiers are \$5,500 for students attending a research university, \$4,000 for students attending a regional university, and \$3,500 for students attending a community college. The annual award amounts for Institutional Nominees were \$2,800 for students attending a research university, \$2,000 for students attending a regional university, and \$1,800 for students attending a community college. In addition to the cash award paid by the program, public institutions provide tuition waiver scholarships. In 2016-2017, about 2,400 students participated in the program receiving awards totaling approximately \$10.7 million.

**POLICY ISSUES:**

The Academic Scholars Program was created by the Oklahoma Legislature as an incentive for students with high academic ability to attend college in Oklahoma. The statutes identify three specific goals:

- To retain top-ranked Oklahoma students in the state and allow Oklahoma colleges and universities to compete aggressively for these students.
- To attract high caliber out-of-state students to Oklahoma colleges and universities.
- To enhance the academic quality of Oklahoma colleges and universities.



**ANALYSIS:**

The proposed rule revision would limit the ability of nonresident student participants to transfer their scholarship to another institution. Due to state funding reductions over the past several years, the State Regents have acted to reduce the funding of scholarships for nonresident students participating in the program. Effective with the 2018-2019 academic year, no funding will be provided for nonresident student scholarships. Institutions may continue to accept nonresident students into the program but are responsible for paying the scholarship cost from institutional funds. To prevent the potential unfunded scholarship obligation from being transferred to another institution that did not initially award the scholarship, the proposed rule change would require the nonresident student wishing to transfer the scholarship to receive approval from the institution to which they intend to transfer.

## **Title 610 - State Regents for Higher Education**

### **Chapter 25 - Student Financial Aid and Scholarships**

#### **Subchapter 1 - Academic Scholars Program**

##### **Section 610:25-1-1. Purpose [no change]**

##### **Section 610:25-1-2. Definitions [previously revoked]**

##### **Section 610:25-1-3. General principles for operation of program [no change]**

##### **Section 610:25-1-4. Eligibility Requirements and Term of Scholarship Award**

(a) There are five avenues by which to qualify for the Academic Scholars Program. Each is defined below:

(1) An Individual Applicant Qualified Student, which shall mean a student who is a resident of the State of Oklahoma whose ACT test score or whose Scholastic Aptitude Test score falls within the 99.5 to 100.0 percentile levels as administered in the State of Oklahoma and whose grade-point average and/or class rank is exceptional, as determined by the State Regents,

(2) A Presidential Scholar, which shall mean a student selected by the Commission on Presidential Scholars pursuant to the Presidential Scholars Program administered by the United States Department of Education,

(3) A National Merit Scholar, which shall mean a student designated as a National Merit Scholar by the National Merit Scholarship Corporation,

(4) A National Merit Finalist, which shall mean a student designated as a National Merit Finalist by the National Merit Scholarship Corporation,

(5) An Institutional Nominee, which shall mean a student nominated by an institution in The Oklahoma State System of Higher Education whose ACT test score or whose Scholastic Aptitude Test score falls within the 95.0 to 99.49 percentile levels, or who shows exceptional academic achievement as evidenced by factors including but not limited to grade point average, class rank, national awards, scholastic achievements, honors, and who shows exceptional promise based on documentation that may include but not be limited to teacher recommendations, extracurricular activities, and evidence of overcoming economic and social obstacles as determined by the State Regents. The State Regents shall ensure that standards of high academic ability are documented. Scholarship awards to institutional nominees become effective when appropriate documentation is verified by the State Regents.

(A) Effective with the Fall 2006 semester, Institutional Nominees are required to meet at least one of the two minimum criteria outlined below to be considered eligible for application as an Institutional Nominee:

(i) Research universities:

(I) ACT: 32 or SAT equivalent

(II) GPA 3.9 and either Top 2 percent Class Rank or rank of first or second in their graduating class

(ii) Regional universities:

(I) ACT: 30 or SAT equivalent

- (II) GPA 3.8 and either Top 4 percent Class Rank or rank of first or second in their graduating class
- (iii) Two-year colleges:
  - (I) ACT: 29 or SAT equivalent
  - (II) GPA 3.7 and either Top 5 percent Class Rank or rank of first or second in their graduating class
- (B) Students graduating from high schools that do not provide class rank and home-educated students shall be considered for eligibility as an Institutional nominee based on their ACT or SAT test scores.
- (C) Students are eligible for consideration as an Institutional Nominee no later than the fall semester immediately following the graduation of their high school class. The Chancellor may approve exceptions to this requirement for extraordinary circumstances.
- (D) Institutional Nominees may be Oklahoma residents or nonresidents.
- (E) Students receiving the scholarship as an Institutional Nominee of a two-year college are eligible for transfer to a four-year public or private Oklahoma institution after completion of an associate's degree or the accumulation of at least 48 credit hours. In addition, the Institutional Nominee of a two-year college must attend the nominating institution for the first year.
- (F) Students receiving the scholarship as an Institutional Nominee of a four-year university are eligible for transfer to another Oklahoma institution after one year of attendance at the nominating institution.
- (G) For any year that the State Regents provide less than full funding of the total cost of all awards for nonresident students participating in the program, nonresident students may transfer the scholarship to another institution only upon approval of the institution to which they intend to transfer.
- (H) Students who fail to enroll the first semester upon nomination forfeit their scholarship eligibility.
- ~~(H)~~ (I) Institutions may not replace students who forfeit their scholarship or are removed from the program due to failure to meet continuing eligibility requirements with another nominee.
- (b) Students receiving the scholarship are eligible for eight semesters of scholarship at Oklahoma colleges and universities. Additional semesters of award, up to ten semesters, are available upon approval by the President or appropriate academic officer of the institution and the Chancellor. Additional semesters are intended only for extraordinary circumstances or for undergraduate academic programs that cannot be completed within eight semesters.

**Section 610:25-1-5. Criteria for Annual Renewal**

**Section 610:25-1-6. Reinstatement; leave of absence [no change]**

**Section 610:25-1-7. Fiscal aspects of program**

**Section 610:25-1-8. Requirements for graduate and professional study [no change]**

Meeting of the  
**OKLAHOMA STATE REGENTS FOR HIGHER EDUCATION**  
October 19, 2017

**AGENDA ITEM #15:**

**Commendations.**

**SUBJECT:** Recognition of State Regents' staff for service and recognitions on state and national projects.

**RECOMMENDATION:**

**It is recommended that the State Regents accept this report and commend staff for state and national recognitions.**

**RECOGNITIONS:**

State Regents' staff received the following state and national recognitions:

- **Chancellor Glen D. Johnson** taped remarks for Rose State College (RSC) Learning Resource Center ribbon cutting ceremony; provided remarks at swearing-in ceremony in Okemah for Maxey Reilly as Okfuskee County Associate District Judge; provided welcoming remarks for State Regents Annual Reading Conference at the Presbyterian Health Foundation Conference Center in Oklahoma City; provided remarks at investiture ceremony for East Central University (ECU) President Katricia Pierson at ECU in Ada; taped interview with Kent Meyers and Mick Cornett for episode of *The Verdict*; presented and served as emcee for State Regents annual Regents Education Program at the Presbyterian Health Foundation Conference Center in Oklahoma City; made presentation to State Regents Communicators' Council at the State Regents offices in Oklahoma City; taped remarks for Leadership Oklahoma education session; made presentation to Edmond Rotary at Mercy Edmond in Edmond; provided remarks at Oklahoma Association of Community Colleges annual conference and Hall of Fame awards ceremony at Rose State College in Midwest City; provided remarks and presented Spotlight Award and Undergraduate Research Conference at the Presbyterian Health Foundation Conference Center in Oklahoma City; made presentation at Representative Jadine Nollan's interim study on concurrent enrollment at the State Capitol in Oklahoma City; provided remarks and introduced State Regent Andy Lester at State Regents' Annual Student Leadership Retreat at Rose State College in Midwest City and provided remarks at Southeastern Oklahoma State University (SEOSU) Distinguished Alumni Awards Banquet at SEOSU in Durant.
- **Vonley Royal**, executive director for OneNet and higher education CIO, **Robert Nordmark**, director of network services, **Andrew Laubach**, senior network engineer, and **Sky Pettett**, network engineer, hosted a regional technical meeting in Tulsa, Oklahoma at the Tandy Supercomputing Center with two other research and education networks—KanRen in Kansas and ARE-ON in Arkansas. The team facilitated a discussion on how OneNet can partner with surrounding states to further each network's mission and better serve network end-users. This meeting is part of an ongoing multi-state initiative to improve regional networking and connectivity for higher education, OneNet and the State of Oklahoma.



Meeting of the  
**OKLAHOMA STATE REGENTS FOR HIGHER EDUCATION**  
October 19, 2017

**AGENDA ITEM #16:**

**Executive Session.**

**SUBJECT:** Possible discussion and vote to enter into executive session pursuant to Title 25, Oklahoma Statutes, Section 307(B)(4) for confidential communications between the board and its attorneys concerning a pending investigation, claim, or action if the board, with advice of its attorney, determines that disclosure will seriously impair the ability of the board to process the claim or conduct a pending investigation, litigation, or proceeding in the public interest.



Meeting of the  
**OKLAHOMA STATE REGENTS FOR HIGHER EDUCATION**  
October 19, 2017

**AGENDA ITEM #17-a (1):**

**Programs.**

**SUBJECT:** Approval of institutional requests.

**RECOMMENDATION:**

**It is recommended that the State Regents approve modifications to existing programs, as described below.**

**BACKGROUND:**

University of Oklahoma Health Sciences Center (OUHSC)  
1 degree program requirement change  
1 degree program option addition

Rogers State University (RSU)  
2 degree program requirement changes  
2 degree program option additions  
1 degree program option deletion

University of Central Oklahoma (UCO)  
1 degree program requirement change

Murray State College (MSC)  
1 degree program option addition

**POLICY ISSUES:**

These actions are consistent with the Oklahoma State Regents for Higher Education's Academic Program Approval policy.

**ANALYSIS:**

**OUHSC – Doctor of Medicine in Medicine (023)**

Degree program requirement change

- Remove MED 9230.
- The proposed change eliminates overlap in the fourth year and will better serve students as they apply for residency programs.
- No new courses will be added and no courses will be deleted.
- Total clock hours required for the degree will change for OKC students from 5002.5 to 4842.5 and for the Tulsa School of Community Medicine from 5106.5 to 4946.5.
- No funds are requested from the State Regents.



### **Ouhsc – Doctor of Pharmacy in Pharmaceutical Science (065)**

Degree program option addition

- Add option Research.
- The proposed option is in response to student requests to be involved in research while pursuing the doctorate.
- No new courses will be added and no courses will be deleted.
- Total credit hours for the degree will not change.
- No funds are requested from the State Regents.

### **RSU – Bachelor of Technology in Applied Technology (107)**

Degree program option addition and degree program option deletion.

- Delete option Renewable Energy Management.
  - The proposed deletion is the result of low enrollment.
  - There are currently 3 students enrolled.
  - Students have been advised into a different option as they did not meet the criteria to continue the option.
- Add option Cybersecurity and Information Assurance.
  - The proposed option will prepare students for careers in cybersecurity.
- Three new courses will be added and no courses will be deleted.
- Total credit hours for the degree will not change.
- No funds are requested from the State Regents.

### **RSU – Bachelor of Science in Justice Administration (115)**

Degree program option addition

- Add option Cyber Investigation.
- The proposed option will prepare students for careers in cyber investigation.
- Three new courses will be added and no courses will be deleted.
- Total credit hours for the degree will not change.
- No funds are requested from the State Regents.

### **RSU – Associate in Science in Physical Science (028)**

Degree program requirement changes

- Add MATH 0312 as a co-requisite to MATH 1503.
- Add MATH 0412 as a co-requisite to MATH 1513.
- The proposed changes are intended for students majoring in science, technology, engineering, and math degree programs to provide additional support to those who need to build on mathematical skills.
- No new courses will be added and no courses will be deleted.
- Total credit hours for the degree will not change.
- No funds are requested from the State Regents.

### **RSU – Bachelor of Arts in Liberal Arts (109)**

Degree program requirement change

- Add ENGL 0111 as a co-requisite to ENGL 1113.
- The proposed change is intended for students who need supplemental instruction as determined by ACT or SAT sub-scores or their score on the Accuplacer exam.
- No new courses will be added and no courses will be deleted.
- Total credit hours for the degree will not change.
- No funds are requested from the State Regents.

**UCO – Master of Arts in History (111)**

Degree program requirement changes

- Require students to complete HIST 3113 with a minimum grade of ‘B’ or better or be able to demonstrate research ability as determined by the graduate program director and the Chair of the Department of History and Geography.
- Add HIST 5023, HIST 5033, and HIST 5043.
- Remove HIST 5910, 12 credit hours of Major Field, and 6 credit hours of Secondary Field.
- Change credit hours required for Guided Electives from 9 to 12.
- Add 9 credit hours of General Electives or Thesis.
- The proposed changes align the curriculum with the American Historical Association graduate program guidelines and similar programs at peer institutions.
- Three new courses will be added and no courses will be deleted.
- Total credit hours for the degree will not change.
- No funds are requested from the State Regents.

**MSC – Associate in Science in International Studies (068)**

Degree program option addition

- Add option Interdisciplinary Option.
- The proposed option will provide students a more seamless transfer to a four-year institution.
- No new courses will be added and no courses will be deleted.
- Total credit hours for the degree will not change.
- No funds are requested from the State Regents.



Meeting of the  
**OKLAHOMA STATE REGENTS FOR HIGHER EDUCATION**  
October 19, 2017

**AGENDA ITEM #17-a (2):**

**Programs.**

**SUBJECT:** Ratification of approved institutional requests.

**RECOMMENDATION:**

**It is recommended that the State Regents ratify the approved institutional requests to suspend the existing academic degree programs, as described below.**

**BACKGROUND:**

University of Oklahoma Health Sciences Center (OUHSC) requested authorization to suspend the program listed below:

- Doctor of Public Health in Public Health (007)

University of Science and Arts of Oklahoma (USAO) requested authorization to suspend the program listed below:

- Bachelor of Arts in American Indian Studies (024)

**POLICY ISSUES:**

Suspending a program is consistent with the Oklahoma State Regents for Higher Education's Academic Program Review policy. Institutions have three years to reinstate or delete suspended programs. Students may not be recruited or admitted into suspended programs. Additionally, suspended programs may not be listed in institutional catalogs.

**ANALYSIS:**

OUHSC requested authorization to suspend the Doctor of Public Health in Public Health (007).

- OUHSC reports the curriculum does not address new accreditation criteria and needs time to obtain adequate resources and revise courses.
- This suspension is effective beginning the 2017-2018 academic year.
- OUHSC will reinstate or delete the program by October 31, 2020.

USAO requested authorization to suspend the Bachelor of Arts in American Indian Studies (024).

- USAO reports low enrollment and graduates for the program for the past 3 years.
- This suspension is effective beginning the 2017-2018 academic year.
- USAO will reinstate or delete the program by October 31, 2020.



Meeting of the  
**OKLAHOMA STATE REGENTS FOR HIGHER EDUCATION**  
October 19, 2017

**AGENDA ITEM #17-b:**

**Reconciliation.**

**SUBJECT:** Approval of institutional request for degree program inventory reconciliation.

**RECOMMENDATION:**

**It is recommended that the State Regents approve the request for a degree program inventory reconciliation as described below.**

**BACKGROUND:**

Southeastern Oklahoma State University (SEOSU) requested a degree program modification change for the Master of Science in Sports Studies and Athletic Administration (109) to reconcile institutional practice with official degree program inventory.

**POLICY ISSUES:**

This action is consistent with the State Regents' Academic Program Approval policy.

**ANALYSIS:**

SEOSU requested curricular changes to the Master of Science in Sports Studies and Athletic Administration (109), which were approved at the September 7, 2017 State Regents' meeting. The modification erroneously indicated that the total credit hours for the degree will not change. SEOSU reports that the total credit hours for the degree will change from 33 to 30. This action will correct this error and reconcile institutional practice with official degree program inventory.



Meeting of the  
**OKLAHOMA STATE REGENTS FOR HIGHER EDUCATION**  
October 19, 2017

**AGENDA ITEM #17-c:**

**Electronic Delivery.**

**SUBJECT:** Oklahoma State University. Approval of Oklahoma State University's request to offer the Bachelor of University Studies in University Studies through online delivery.

**RECOMMENDATION:**

**It is recommended that the State Regents approve Oklahoma State University's request to offer the existing Bachelor of University Studies in University Studies via online delivery.**

**BACKGROUND:**

Oklahoma State University (OSU) is currently approved to offer the following degree programs through online delivery:

- Master of Science in Engineering and Technology Management (411);
- Master of Science in Management Information Systems (412);
- Master of General Agriculture (302);
- Master of Science in Agriculture Education (008);
- Master of Science in Human Environmental Science (427);
- Graduate Certificate in Family Financial Planning (441);
- Master of Science in Industrial Engineering and Management (135);
- Graduate Certificate in Business Data Mining (464);
- Master of Science in Entrepreneurship (474);
- Graduate Certificate in Biobased Products and Bioenergy (484);
- Graduate Certificate in Grassland Management (488);
- Graduate Certificate in Business Sustainability (490);
- Graduate Certificate in Non-Profit Management (491);
- Graduate Certificate in Entrepreneurship (492);
- Graduate Certificate in Marketing Analytics (494);
- Master of Public Health in Public Health (500);
- Certificate in Public Health (499);
- Master of Science in Business Analytics (505);
- Master of Science in Applied Statistics (507);
- Certificate in Sustainable Business Management (508);
- Bachelor of Science in Business Administration in Marketing (451);
- Bachelor of Science in Applied Exercise (514);
- Master of Business Administration (035);
- Master of Science in Chemical Engineering (042);
- Master of Science in Mechanical and Aerospace Engineering (145);



- Master of Science in Electrical Engineering (072);
- Master of Science in Fire and Emergency Management Administration (414);
- Master of Science in Telecommunications Management(403);
- Master of Science in Biosystems Engineering (011);
- Master of Science in Computer Science (053);
- Bachelor of Science in Electrical Engineering Technology (077);
- Graduate Certificate in College Teaching (513);
- Bachelor of Science in Nursing (515);
- Bachelor of Science in Business Administration in General Business (447);
- Bachelor of Science in Business Administration in Management (449);
- Graduate Certificate in Developmental Disabilities (518);
- Graduate Certificate in Human Resource Management (517);
- Graduate Certificate in Infant Mental Health (516);
- Doctor of Philosophy in Fire and Emergency Management Administration (470);
- Master of Science in Engineering Technology (519);
- Bachelor of Arts in Global Studies (520);
- Graduate Certificate in Health Analytics (521);
- Bachelor of Arts in Liberal Studies (443);
- Bachelor of Science in Liberal Studies (442); and
- Graduate Certificate in Integrative Design of Building Envelope (525)

OSU's governing board approved offering via online delivery the existing Bachelor of University Studies in University Studies (025) at their June 16, 2017 meeting. OSU requests authorization to offer this existing program via online delivery, as outlined below.

#### **POLICY ISSUES:**

This action is consistent with the Oklahoma State Regents for Higher Education's Distance Education and Traditional Off-Campus Courses and Programs policy. This policy allows institutions with approved online delivered programs or grandfathered status to request programs through an abbreviated process. The process calls for the president to send the following information to the Chancellor: 1) letter of intent, 2) the name of the program, 3) delivery method(s), 4) information related to population served and demand, and 5) cost and financing.

#### **ANALYSIS:**

OSU satisfactorily addressed the requirements in the Distance Education and Traditional Off-Campus Courses and Programs policy as summarized below.

#### **Bachelor of University Studies in University Studies (025)**

**Demand.** For the majority of the fastest growing professions, postsecondary education is required for employment. In 2015, the Georgetown Center for Education and Workforce stated that in Oklahoma 67 percent of jobs will require a long-term certificate or some college and 37 percent will require a college degree. With the flexibility of the curriculum, offering the Bachelor of University Studies (BUS) in University Studies (025) in an online format will allow students to tailor their education to meet the employment demands in a variety of workforce areas. The BUS in University Studies (025) is a multidisciplinary degree designed for goal-directed, motivated, and mature students who find the present degree programs at OSU will not enable them to attain their educational or career objectives. Currently,

the BUS in University Studies (025) has an average enrollment of 102 students and 114 graduates, indicating a high demand for the program. Once approved for online delivery, students accepted to pursue the BUS in University Studies (025) will work with an advisor to identify eligible program areas that use distance education methods to develop a plan of study that will best suit their educational and career goals. OSU believes that online delivery of the program will allow them to better serve current students as well as attract new students who want to meet the growing demand for qualified employees in various career fields.

**Delivery method.** Courses used to complete the degree may be offered synchronously or asynchronously. The primary method for delivering online courses will be Desire2Learn (D2L). Major features of D2L that will facilitate learning include: email, the ability to post content, online discussions, a drop box for submission of and feedback on assignments, group work, quizzes, and a gradebook. Supplemental methods for the delivery of online content may include video-capable tools such as Skype. The library, facilities, and equipment are adequate for this degree program.

**Funding.** The existing program will be funded through existing allocations and the tuition and fee structure, and no new funding from the State Regents will be required to deliver the existing degree program through online delivery.

**Duplication and impact on existing programs.** A system wide letter of intent was communicated by email on May 4, 2017. The University of Oklahoma (OU) requested a copy of the proposal, which was sent July 31, 2017. Neither OU nor any other State System institution notified State Regents' staff of a protest to the proposed delivery method of the existing program. Approval will not constitute unnecessary duplication.



Meeting of the  
**OKLAHOMA STATE REGENTS FOR HIGHER EDUCATION**  
October 19, 2017

**AGENDA ITEM #17-d:**

**College Admission.**

**SUBJECT:** Ratification of a request to approve a high school course for college admission.

**RECOMMENDATION:**

**It is recommended that the State Regents ratify a request to approve a high school course for college admission.**

**BACKGROUND:**

Since Fall 2010, the State Regents' high school curricular requirements for college admission have included four units of English, three units of mathematics, three units of laboratory science, three units from history and citizenship skills, and two units from the subjects listed above or selected from computer science, foreign language, or any Advanced Placement course except applied courses in fine arts.

The State Regents have a statutorily mandated function regarding high school courses that satisfy college admission curricular requirements. 70 O.S. § 11-103.6 outlines the curricular units or sets of competencies that are required to graduate from an Oklahoma public high school. By virtue of this statute, high school courses that satisfy college admission requirements, which are subject to State Regents' approval, also satisfy high school college preparatory/work ready curriculum graduation requirements. On March 3, 2016, the State Regents revised the Institutional Admission and Retention policy to align with 70 O.S. § 11-103.6 by designating the State Regents as the responsible entity for approving courses for college admission.

Based on the extended time periods between State Regents' meetings during certain points of the year, relying on the State Regents to approve high school courses for college admission could significantly delay the timeframe in which courses are approved. Therefore, to make the approval process more efficient, on March 3, 2016, the State Regents delegated authority to the Chancellor to approve high school courses for college admission, pending State Regents' ratification.

**POLICY ISSUES:**

The provision regarding the State Regents' role in approving high school courses for college admission, which is detailed within policy section 3.9.3 of the State Regents' Institutional Admission and Retention policy, reads as follows:

“Additionally, 70 O.S. § 11-103.6 outlines the curricular units or sets of competencies that are required to graduate from an Oklahoma public high school. By virtue of this statute, high school courses that satisfy college admission requirements, which are subject to State Regents approval, also satisfy specific college preparatory/work ready curricular high school graduation requirements. Therefore, if a high school or the Oklahoma Department of Career and Technology Education wishes to determine if a course will satisfy a

college admission curricular requirement, which fits within one of the legislatively defined college preparatory/work ready curricular subject areas, but is not explicitly detailed therein, it shall require State Regents approval.”

**STAFF ANALYSIS:**

Prior to October 19, 2017, State Regents’ staff received a request from Chouteau High School (CHS) to approve high school courses for college admission. The table below details the course as well as the college admission subject area in which CHS requested the course count:

<b>Course</b>	<b>Subject Area</b>
Introduction to Graphic Design and Computer Aided Drafting	Computer Science

After a comprehensive review of the course objectives and learning outcomes, it was determined that this high school course meets the requirement for college admission. Therefore this high school course was approved for college admission by the Chancellor. State Regents’ ratification is requested.

Meeting of the  
**OKLAHOMA STATE REGENTS FOR HIGHER EDUCATION**  
October 19, 2017

**AGENDA ITEM #17-e:**

**State Authorization Reciprocity Agreement.**

**SUBJECT:** Ratification of institutional requests to renew participation in the State Authorization Reciprocity Agreement.

**RECOMMENDATION:**

**It is recommended that the State Regents ratify institutional requests for annual renewal of participation in the State Authorization Reciprocity Agreement.**

**BACKGROUND:**

The State Authorization Reciprocity Agreement (SARA) is an agreement among member states, districts and territories that establishes comparable national standards for interstate offering of postsecondary distance education courses and programs. SARA offers an opportunity to expand educational offerings to postsecondary students in the state – and to promote affordability by reducing the compliance burden and associated costs on home state institutions that seek to expand their distance education offerings. SARA participation is voluntary for states and institutions and is intended to make it easier for students to take online courses offered by postsecondary institutions based in another state.

SARA is administered by the four regional higher education compacts (Midwestern Higher Education Compact, New England Board of Higher Education, the Southern Regional Education Board and the Western Interstate Commission for Higher Education) and the Southern Regional Education Board (SREB) is the compact to which Oklahoma belongs.

On May 29, 2015, the State Regents approved Oklahoma’s participation in SARA. Additionally, on June 29, 2015, the Southern Regional Education Board approved Oklahoma as a SARA State.

As the state portal agency, the State Regents are responsible for the initial approval and ongoing oversight of SARA activities which are performed by Oklahoma public and private institutions. Based on the extended time periods between State Regents’ meetings during certain points of the year, relying on State Regents’ approval to permit eligible institutions to participate in SARA would delay the timeframe in which institutional participation in SARA is approved or renewed. Therefore, on September 3, 2015, the State Regents approved a revision to the Administrative Operations policy that delegates authority to the Chancellor to approve eligible institutions to participate in SARA, pending State Regents’ ratification.

**POLICY ISSUES:**

Section 3.16.9 in the Oklahoma State Regents for Higher Education’s Distance Education and Traditional Off-Campus Courses and Programs policy states the eligibility requirements for SARA as follows:

“To be eligible for SARA participation, a public or private institution shall have its principal campus or central administrative unit domiciled in Oklahoma and be a degree-granting institution that is accredited by an agency recognized by the USDE. Additionally, a private institution shall have the minimum requisite USDE issued financial responsibility index score, on the most recent year’s review, to participate in the SARA. Private institutions which do not attain the required requisite financial responsibility score on the most recent year’s financial review, but receive a score within the range which NC- SARA permits states to grant provisional acceptance, may seek conditional approval.”

**STAFF ANALYSIS:**

Prior to October 19, 2017, State Regents’ staff received SARA renewal applications from the institutions listed below:

- Carl Albert State College;
- Mid-America Christian University;
- Oklahoma City Community College;
- Oklahoma Wesleyan University; and
- Tulsa Community College.

As a result of meeting the SARA eligibility requirements, these institutions were approved by the Chancellor for annual renewal of their participation in SARA. State Regents’ ratification is requested.

Meeting of the  
**OKLAHOMA STATE REGENTS FOR HIGHER EDUCATION**  
October 19, 2017

**AGENDA ITEM #17-f:**

**Agency Operations.**

**SUBJECT:** Ratification of Purchases in excess of \$25,000 for FY2017.

**RECOMMENDATION:**

**It is recommended that the State Regents ratify purchases in amounts in excess of \$25,000 but not in excess of \$100,000 between August 16, 2017 and September 25, 2017.**

**BACKGROUND:**

Agency purchases are presented for State Regents' action. They relate to previous board action and the approved agency budgets.

**POLICY ISSUES:**

The recommended action is consistent with the State Regents' purchasing policy which provides for the Budget Committee's review of purchases in excess of \$25,000.

**ANALYSIS:**

For the time period between August 16, 2017 and September 25, 2017, there are XX purchases in excess of \$25,000 but not in excess of \$100,000.

OneNet

- 1) Gooden Group in the amount of \$48,200.00 to provide training to OneNet staff members to assist them in implementing the recently adopted OneNet Strategic Plan, which pertains to outreach and the development of relationships with the various constituencies of OneNet. The cost of these services are recovered from OneNet user fees. (Funded From 718-OneNet).
- 2) Norlem Technology Consulting Incorporated in the amount of \$26,937.00 for Palo Alto Next Generation Fire Wall services for OneNet equipment located at the University of Tulsa. The costs of these services are recovered through OneNet customer user fees. (funded from 718-OneNet)
- 3) Dell Marketing in the amount of \$77,823.96 for Power Edge equipment for virtual resources in the OneNet datacenter. The costs of this equipment are recovered through OneNet user fees. (Funded from 718-OneNet).



#### OCAN

- 4) Dobson Technologies Transport Telecom Solutions in the amount of \$76,762.50 for the relocation of the Oklahoma Community Anchor Network (OCAN) fiber due to Oklahoma Department of Transportation (ODOT) road construction. The fiber is to be removed from the bridge attachment near Chuckwa Creek and relocated by boring under the Chuckwa Creek near Durant, Oklahoma. The cost for this project will be recovered through OneNet user fees. (Funded From 720-OCAN).

#### GEAR UP

- 5) University of Oklahoma K20 Center in the amount of \$27,123.00 for the provision of data and client management services to include client tracking, service management, database support and backup services in an effort to meet mandated US Department of Education GEAR UP grant requirements. (Funded From 730-GEAR UP).

Meeting of the  
**OKLAHOMA STATE REGENTS FOR HIGHER EDUCATION**  
October 19, 2017

**AGENDA ITEM #17-g:**

**Non-Academic Degrees.**

**SUBJECT:** University of Oklahoma

**RECOMMENDATION:**

**It is recommended that the State Regents ratify the University of Oklahoma's requests to award Honorary Degrees.**

**STAFF ANALYSIS:**

Requests have been made from the University of Oklahoma to award an Honorary Doctor of Humane Letters degree to Ms. Catherine F. Bishop, Dr. Philip O. Geier, Mrs. Dee Dee Stuart, Mr. Jon R. Stuart, and the Honorable Vicki Miles-LaGrange at the University of Oklahoma's (OU) 2018 Commencement, in recognition of their distinguished careers and significant public service activities.

The requests are consistent with State Regents' policy which requires:

- conferral of honorary degrees only at the highest level for which an institution is authorized to award earned degrees;
- conferral of honorary degrees that are distinguishable from earned degrees;
- conferral of honorary degrees not to exceed the number specified in the policy;
- conferral of honorary degrees upon individuals who are not faculty, administrators, or other officials associated with the institution as specified in the policy; and
- conferral of honorary degrees upon individuals who have made outstanding contributions to society through intellectual, artistic, scientific, or professional accomplishments.

The OU requests meet the requirements of the State Regents' policy. The proposed diplomas for the honorary degrees are attached for State Regents' ratification.

The Oklahoma State Regents for Higher Education  
Acting Through

# The University of Oklahoma

Confers  
The Secondary Degree of Doctor of Humane Letters

on

Catherine F. Bishop

in recognition of excellence and meritorious achievements,  
with all the honors, privileges and obligations belonging thereto, and in witness  
whereof, has authorized the issuance of this diploma duly signed and sealed.

Issued at the University of Oklahoma  
this eleventh day of May, two thousand eighteen.

For the State Regents

\_\_\_\_\_  
Secretary  
\_\_\_\_\_  
Chairman



For the University

\_\_\_\_\_  
Chairman, Board of Regents  
\_\_\_\_\_  
President of the University  
\_\_\_\_\_  
Speaker

The Oklahoma State Regents for Higher Education  
Acting Through

# The University of Oklahoma

Confers  
The Secondary Degree of Doctor of Humane Letters

on

Philip O. Geier

in recognition of excellence and meritorious achievements,  
with all the honors, privileges and obligations belonging thereto, and in witness  
thereof, has authorized the issuance of this diploma duly signed and sealed.

Issued at the University of Oklahoma  
this eleventh day of May, two thousand eighteen.

For the State Regents

~~President~~  
~~Secretary~~  
~~Chancellor~~

For the University



~~Chancellor, Board of Regents~~  
~~President of the University~~  
~~President~~

The Oklahoma State Regents for Higher Education  
Acting Through

# The University of Oklahoma

Confers  
The Honorary Degree of Doctor of Summa Letters

on

Dee Dee Stuart

in recognition of excellence and meritorious achievements,  
with all the honors, privileges and obligations belonging thereto, and in witness  
thereof, has authorized the issuance of this diploma duly signed and sealed.

Issued at the University of Oklahoma  
this eleventh day of May, two thousand eighteen.

For the State Regents

\_\_\_\_\_  
Secretary  
\_\_\_\_\_  
Counselor



For the University

\_\_\_\_\_  
Chairman, Board of Regents  
\_\_\_\_\_  
President of the University  
\_\_\_\_\_  
Provost

The Oklahoma State Regents for Higher Education  
Acting Through

# The University of Oklahoma

Confers  
The Secondary Degree of Doctor of Humane Letters

ON


Jon R. Stuart

in recognition of excellence and meritorious achievements,  
with all the honors, privileges and obligations belonging thereto, and in witness  
thereof, has authorized the issuance of this diploma duly signed and sealed.

Issued at the University of Oklahoma  
this eleventh day of May, two thousand eighteen.

For the State Regents

\_\_\_\_\_  
Secretary  
\_\_\_\_\_  
Chancellor



For the University

\_\_\_\_\_  
Chairman, Board of Regents  
\_\_\_\_\_  
President of the University  
\_\_\_\_\_  
Provost

*The Oklahoma State Regents for Higher Education  
Acting Through*

# The University of Oklahoma

*Confers*  
The Honorary Degree of Doctor of Humane Letters

072

Vicki Miles LaGrange

*in recognition of excellence and meritorious achievements,  
with all the honors, privileges and obligations belonging thereto, and in witness  
thereof, has authorized the issuance of this diploma duly signed and sealed.*

*Issued at the University of Oklahoma  
this eleventh day of May, two thousand eighteen.*

*For the State Regents*



\_\_\_\_\_  
Secretary  
\_\_\_\_\_  
Counselor

*For the University*



\_\_\_\_\_  
Chairman, Board of Regents  
\_\_\_\_\_  
President of the University  
\_\_\_\_\_  
Secretary

Meeting of the  
**OKLAHOMA STATE REGENTS FOR HIGHER EDUCATION**  
October 19, 2017

**AGENDA ITEM #17-h:**

**Resolution.**





Meeting of the  
**OKLAHOMA STATE REGENTS FOR HIGHER EDUCATION**  
October 19, 2017

**AGENDA ITEM #18-a:**

**Programs.**

**SUBJECT:** Current status report on program requests.

**RECOMMENDATION:**

**This item is for information only.**

**BACKGROUND:**

The Status Report on Program Requests tracks the status of all program requests received since July 1, 2017 as well as requests pending from the previous year.

**POLICY ISSUES:**

This report lists requests regarding degree programs as required by the Oklahoma State Regents for Higher Education's Academic Program Approval policy.

**ANALYSIS:**

The Status Report on Program Requests lists all program requests received by the State Regents and program actions taken by the State Regents within the current academic year (2017-2018).

The current status report contains the Current Degree Program Inventory and the following schedules:

1. Letters of Intent
2. Degree Program Requests Under Review
3. Approved New Program Requests
4. Approved Electronic Media Requests
5. Requested Degree Program Deletions
6. Approved Degree Program Deletions
7. Requested Degree Program Name Changes
8. Approved Degree Program Name Changes
9. Requested Degree Designation Changes
10. Approved Degree Designation Changes
11. Cooperative Agreements
12. Suspended Programs
13. Reinstated Programs
14. Inventory Reconciliations
15. Net Reduction Table

Supplement available upon request.



Meeting of the  
**OKLAHOMA STATE REGENTS FOR HIGHER EDUCATION**  
October 19, 2017

**AGENDA ITEM #18-b (1):**

**Annual Reports.**

**SUBJECT:** Acceptance of the Fall 2017 Preliminary Enrollment Survey.

**RECOMMENDATION:**

**It is recommended that the State Regents accept the Fall 2017 Preliminary Enrollment Report.**

**BACKGROUND:**

Since 1941, enrollment data have been collected and reported by the State Regents for Oklahoma higher education institutions. Beginning in 1981, the Unitized Data System (UDS) was used to collect enrollment and other data at the end of each semester and to report unduplicated official enrollments. The original enrollment survey continues to collect preliminary enrollment that can be reported near the beginning of each semester. The purpose of this report is to summarize the fall 2017 preliminary enrollments and to compare fall 2017 preliminary enrollments to the previous year.

**POLICY ISSUES:**

This activity is consistent with the State Regents' reporting responsibilities.

**ANALYSIS:**

- The headcount enrollment at Oklahoma public colleges and universities decreased by 1.6 percent from 179,082 in fall 2016 to 176,253 in fall 2017. Research universities increased 0.2 percent from 57,986 to 58,111; liberal arts universities increased 3.9 percent from 850 to 883; regional universities decreased 3.3 percent from 52,385 to 50,664 and community colleges decreased 1.9 percent from 67,861 to 66,595 (Table 1).
- The headcount enrollment at private institutions decreased 3.1 percent from 24,726 in fall 2016 to 23,970 in fall 2017 (Table 1).
- The semester FTE enrollment at public institutions decreased 1.1 percent from 132,873 in fall 2016 to 131,347 in fall 2017 (Table 2).
- The semester FTE enrollment at private institutions decreased 3.9 percent from 21,605 in fall 2016 to 20,755 in fall 2017 (Table 2).
- The number of first-time entering students decreased 2.2 percent from 31,843 in fall 2016 to 31,141 in fall 2017 at Oklahoma public institutions. The research universities increased 4.1 percent from

8,354, to 8,693. The liberal arts universities increased 53.6 percent from 209 to 321. Public regional universities decreased 1.7 percent from 7,661 to 7,529. The community colleges decreased 6.5 percent from 15,619 in fall 2016 to 14,598 in fall 2017 (Table 3).

- The number of first-time entering decreased 3.2 percent from 4,170 to 4,035 at the private institutions (Table 3).
- Concurrent headcount enrollment at Oklahoma public institutions increased 5.3 percent from 9,900 in fall 2016 to 10,422 in fall 2017 (Table 4).
- The number of concurrent semester credit hours increased 6.9 percent from 50,446 in fall 2016 to 53,925 in fall 2017. The average number of credit hours **per** student rose slightly from 5.1 in 2016 to 5.2 in 2017 (Table 4).


The full report is provided as a supplement to the agenda.

**OKLAHOMA STATE REGENTS FOR HIGHER EDUCATION**

655 Research Parkway, Oklahoma City

**MINUTES**

**Seven Hundred Eighty-Fourth Meeting**



September 7, 2017







OKLAHOMA STATE REGENTS FOR HIGHER EDUCATION  
655 Research Parkway, Oklahoma City, Oklahoma

Minutes of the Seven Hundred Eighty-Fourth Meeting  
September 7, 2017

CONTENTS

	Page
Announcement of filing of meeting and posting of the agenda.....	19635
Call to order .....	19635
Minutes of the Previous Meeting.....	19635
Report of the Chairman.....	19635
Report of the Chancellor.....	19635
Students.....	19636
New Programs.....	19636
Program Deletions .....	19637
Grants.....	19637
Policy Exception.....	19637
Academic Scholars Program.....	19638
Regional University Baccalaureate Scholarship Program .....	19638
Temporary Assistance to Needy Families .....	19638
Academic Plans.....	19638
Degree Completion Plans .....	19638
Student Assessment Plans.....	19639
ACT Annual Report.....	19639
E&G Allocations.....	19639
Revenue Bonds .....	19640
Contracts and Purchases .....	19640
Investments .....	19640
State Regents Meetings.....	19640
Commendations .....	19640
Executive Session .....	19641
Consent Docket.....	19641
Reports .....	19642
Report of the Committees .....	19642
New Business.....	19643
Announcement of Next Regular Meeting.....	19643
Adjournment .....	19643

OKLAHOMA STATE REGENTS FOR HIGHER EDUCATION  
Research Park, Oklahoma City

**Minutes of the Seven Hundred Eighty-Fourth Meeting  
of the  
Oklahoma State Regents for Higher Education  
September 7, 2017**

1. **ANNOUNCEMENT OF FILING OF MEETING NOTICE AND POSTING OF THE AGENDA IN ACCORDANCE WITH THE OPEN MEETING ACT.** The Oklahoma State Regents for Higher Education (OSRHE) held their regular meeting at 9:00 a.m. on Thursday, September 7, 2017, in the State Regents' Conference Room at the State Regents' offices in Oklahoma City, Oklahoma. Notice of the meeting had been filed with the Secretary of State on October 13, 2016. A copy of the agenda for the meeting had been posted in accordance with the Open Meeting Act.
2. **CALL TO ORDER.** Chairman Ron White called the meeting to order and presided. Present for the meeting were State Regents Toney Stricklin, Jay Helm, Jody Parker, Ann Holloway, Andy Lester, and John Massey. Regent Jeff Hickman joined the meeting at 9:07 a.m.
3. **MINUTES OF THE PREVIOUS MEETINGS.** Regent Lester made a motion, seconded by Regent Stricklin, to approve the minutes of the State Regents' regular meeting on June 29, 2017. Voting for the motion were Regent Helm, Parker, Holloway, Lester, Hickman, Massey, Stricklin and White. Voting against the motion were none.
4. **REPORT OF THE CHAIRMAN.** Chairman White stated that he is looking forward to the year ahead and is optimistic for a better year financially.
5. **REPORT OF THE CHANCELLOR.** Chancellor Glen D. Johnson provided Regents with a summary of engagements that he attended on behalf of the State Regents and distributed three

6. articles: 1) an article from *The Oklahoman* detailing the Committee-of-the-Whole meeting on September 6, 2017; 2) an article from *The Journal Record* detailing potential future budget cuts; and 3) an article from *The Oklahoman* detailing the 2017 ACT Annual Report. Additionally, Chancellor Johnson reviewed the fall schedule:
- a. Regents Education Program – September 19, 2017;
  - b. Student Leadership Retreat – October 6, 2017;
  - c. Governor Mary Fallin’s STEM and Entrepreneurship Summit – November 2, 2017; and
  - d. Legislative Forum – November 15, 2017.

**7. STUDENTS.**

- a. Ms. Rebecca Hilburn, a student at the University of Science and Arts of Oklahoma (USAO), spoke about her higher education experience. Ms. Hilburn stated that she graduated from Harrah High School and is currently majoring in Business and will graduate in December 2017. She grew up in her father’s classroom knowing how important higher education was and enrolled at USAO in 2011. Ms. Hilburn stated that higher education has so many opportunities for students to gain experience and be prepared for the future.
- b. Mr. Tanner Robertson, a student at Northeastern Oklahoma A&M College (NEO), spoke about his higher education experience. Mr. Robertson stated that he is a sophomore at NEO and is an out-of-state student from Missouri and received a full tuition offer from NEO. Mr. Robertson stated that NEO has academic excellence, a small town feel, small class size and his experience has been unforgettable. Mr. Robertson plans to pursue his Bachelor’s and Master’s degrees either at Oklahoma State University or Missouri State University.

**8. NEW PROGRAMS.**

- a. Regent White made a motion, seconded by Regent Massey, to approve the request from the University of Oklahoma to offer the Bachelor of Arts in Latinx Studies, the Graduate

Certificate in Microscopic Imaging and Technology, and the Graduate Certificate in Fundamentals of Special Education. Voting for the motion were Regent Parker, Holloway, Massey, Stricklin, White and Helm. Voting against the motion were Regent Lester and Regent Hickman.

- b. Regent Lester made a motion, seconded by Regent Hickman, to approve the request from the University of Oklahoma Health Sciences Center to offer the Certificate in Healthcare Administration. Voting for the motion were Regent Holloway, Lester, Hickman, Massey, Stricklin, White, Helm and Parker. Voting against the motion were none.
- c. Regent Helm made a motion, seconded by Regent Massey, to approve the request from Oklahoma State University to offer the Graduate Certificate in Integrative Design of the Building Envelope. Voting for the motion were Regent Lester, Hickman, Massey, Stricklin, White, Helm, Parker and Holloway. Voting against the motion were none.

**9. PROGRAM DELETIONS.** Regent Lester made a motion, seconded by Regent Stricklin, to approve the following request for program deletions:

- a. Cameron University requested to delete the Bachelor of Science in Technology.
- b. Oklahoma State University – Oklahoma City requested to delete the Associate in Applied Science in Management Information Systems.

Voting for the motion were Regent Hickman, Massey, Stricklin, White, Helm, Parker, Holloway and Lester. Voting against the motion were none.

**10. GRANTS.** Regent Lester made a motion, seconded by Regent Parker, to approve the allocation of the Oklahoma Teacher Connection budget to fund Pre-Collegiate and Collegiate Grant Programs. Voting for the motion were Regent Massey, Stricklin, White, Helm, Parker, Holloway, Lester and Hickman. Voting against the motion were none.

**11. POLICY EXCEPTION.** Regent Lester made a motion, seconded by Regent Helm, to approve the request for a policy exception from Oklahoma State University – Oklahoma City. Voting for the motion were Regent Stricklin, White, Helm, Parker, Holloway, Lester, Hickman and Massey.

Voting against the motion were none.

12. **ACADEMIC SCHOLARS PROGRAM.** Regent Lester made a motion, seconded by Regent Massey, to approve a program change and authorization of 2018-2019 institutional nominees for the Academic Scholars Program. Voting for the motion were Regent White, Helm, Parker, Holloway, Lester, Hickman, Massey and Stricklin. Voting against the motion were none.
13. **REGIONAL UNIVERSITY BACCALAUREATE SCHOLARSHIP PROGRAM.** Regent Lester made a motion, seconded by Regent Stricklin to approve the 2018-2019 freshmen scholarship slots for the Regional University Baccalaureate Scholarship Program. Voting for the motion were Regent Helm, Parker, Holloway, Lester, Hickman, Massey, Stricklin and White. Voting against the motion were none.
14. **TEMPORARY ASSISTANCE TO NEEDY FAMILIES (TANF).**
  - a. Regent Lester made a motion, seconded by Regent Parker, to approve contract modifications with the Oklahoma Department of Human Services relating to the TANF program. Voting for the motion were Regent Parker, Holloway, Lester, Hickman, Massey, Stricklin, White and Helm. Voting against the motion were none.
  - b. Regent Lester made a motion, seconded by Regent Parker, to approve the allocation of funds to Oklahoma community colleges participating in the TANF program. Voting for the motion were Regent Holloway, Lester, Hickman, Massey, Stricklin, White, Helm and Parker. Voting against the motion were none.
15. **ACADEMIC PLANS.** Regent Lester made a motion, seconded by Regent Stricklin to accept the 2017-2018 institutional academic plans. Voting for the motion were Regent Lester, Hickman, Massey, Stricklin, White, Helm, Parker and Holloway. Voting against the motion were none.

16. **DEGREE COMPLETION PLANS.** Regent Lester made a motion, seconded by Regent Helm to accept the 2017-2018 institutional degree completion plans. Voting for the motion were Regent Hickman, Massey, Stricklin, White, Helm, Parker, Holloway and Lester. Voting against the motion were none.
17. **STUDENT ASSESSMENT PLANS.** Regent Lester made a motion, seconded by Regent Massey to approve student assessment plans from Cameron University and Tulsa Community College. Voting for the motion were Regent Massey, Stricklin, White, Helm, Parker, Holloway, Lester, and Hickman. Voting against the motion were none.
18. **ACT ANNUAL REPORT.** Regent Lester made a motion, seconded by Regent Parker to accept the 2017 ACT Annual Report. Mr. Matt Higdon, Director of Student Preparation, provided Regents with an overview of the ACT annual report for the 2017 graduating class. Mr. Higdon noted that 100 percent of Oklahoma's graduating seniors took the ACT test, the largest group of ACT testers ever in the state. Additionally, with the increase in testers, the average scores for Oklahoma dropped slightly; however there was a significant increase in testers scoring 30 or higher. Voting for the motion were Regent Stricklin, White, Helm, Parker, Holloway, Lester, Hickman and Massey. Voting against the motion were none.
19. **E&G ALLOCATIONS.**
- a. Regent Parker made a motion, seconded by Regent Massey to ratify allocations for residual FY2017 appropriations received from the state. Voting for the motion were Regent White, Helm, Parker, Holloway, Lester, Hickman, Massey and Stricklin. Voting against the motion were none.
- b. Regent Parker made a motion, seconded by Regent Helm, to approve the allocation of \$1,104,251.64 to the Oklahoma State University Center for Health Sciences and the University of Oklahoma Health Sciences Center from revenue collected from the taxes placed on the sale of cigarettes and tobacco products. Voting for the motion were

Regent Helm, Parker, Holloway, Lester, Hickman and Massey, Stricklin and White. Voting against the motion were none.

- c. Regent Parker made a motion, seconded by Regent Hickman, to approve the fourth year of a five-year grant to the Oklahoma Historical Society for the Higher Education Archives Project. Voting for the motion were Regent Parker, Holloway, Lester, Hickman and Massey, Stricklin, White and Helm. Voting against the motion were none.

20. **REVENUE BONDS.** Regent Parker made a motion, seconded by Regent Massey, to approve the transmittal to the Attorney General of the University of Oklahoma Health Sciences Center Statement of Essential Facts for 2017 A, B and C General Obligation Bonds. Voting for the motion were Regent Holloway, Lester, Hickman, Massey, Stricklin, White, Helm and Parker. Voting against the motion were none.

21. **CONTRACTS AND PURCHASES.** Regent Parker made a motion, seconded by Regent Massey, to approve the following purchases for amounts in excess of \$100,000:

- (1) Dobson Technology Transport and Telecom Solutions in the amount of \$118,318.40 for the construction of fiber from Oklahoma Christian University to the Memorial fiber hut to provide new services to campus.

Voting for the motion were Regent Lester, Hickman, Massey, Stricklin, White, Helm, Parker and Holloway. Voting against the motion were none.

22. **INVESTMENTS.** Regent Stricklin made a motion, seconded by Regent Helm, to approve new investment manager Magellan Asset Management Global Plus for \$30 million. Voting for the motion were Regent Hickman, Massey, Stricklin, White, Helm, Parker, Holloway and Lester. Voting against the motion were none.

23. **STATE REGENTS' MEETINGS.** Regent Massey made a motion, seconded by Regent Parker, to approve the 2018 schedule of regular meetings for filing with the Office of the Secretary of

State. Voting for the motion were Regent Massey, Stricklin, White, Helm, Parker, Holloway, Lester and Hickman. Voting against the motion were none.

**24. COMMENDATIONS.** Regent Parker made a motion, seconded by Regent Lester, to recognize State Regents' staff for their service and recognitions on state and national projects. Voting for the motion were Regent Stricklin, White, Helm, Parker, Holloway, Lester, Hickman and Massey. Voting against the motion were none.

**25. EXECUTIVE SESSION.** Mr. Robert Anthony, General Counsel for the Oklahoma State Regents for Higher Education, advised Regents that an executive session was not needed.

**26. CONSENT DOCKET.** Regent Helm made a motion, seconded by Regent Stricklin, to approve the following consent docket items:

a. Programs.

(1) Program Modifications. Approval of institutional requests.

(2) Program Suspensions. Ratification of institutional requests.

b. Program Reinstatement. Approval institutional request for program reinstatement.

c. Reconciliation. Approval of an institutional request for a degree program inventory reconciliation.

d. Academic Nomenclature. Ratification of institutional requests.

e. Electronic Delivery.

(1) Approval of the University of Oklahoma Health Sciences Center's requests to offer the Doctor of Nursing Practice and the Doctor of Philosophy in Nursing through online delivery.

(2) Approval of Northeastern State University to offer the Master of Education in School Administration, the Graduate Certificate in Administrator Education, the Master of Science in Library Media and Information Technology, and the Graduate Certificate in School Library Media Specialist through online delivery.



- (3) Approval of Murray State College's requests to offer the Associate in Science in Behavioral Sciences, the Associate in Applied Science in Child Development and the Associate in Arts in Child Development through online delivery.
- f. State Authorization Reciprocity Agreement. Ratification of institutional requests to renew participation in the State Authorization Reciprocity Agreement.
- g. Agency Operations.
  - (1) Ratification of purchases in excess of \$25,000 for FY2017.
  - (2) Amendment to the agency's Section 125 Cafeteria Plan Document.
- h. Personnel. Ratification of appointment of Chief Information Security Officer.

Voting for the motion were Regent White, Helm, Parker, Holloway, Lester, Hickman, Massey and Stricklin. Voting against the motion were none.

**27. REPORTS.** Regent Helm made a motion, seconded by Regent Parker, to accept the following reports:

- a. Programs. Current status report on program requests.
- b. Annual Reports.
  - (1) Annual Report of Program Requests.
  - (2) Academic Policy Exception Quarterly Report.
  - (3) Tuition and Fees Rate Book, FY2018.
  - (4) Student Cost Survey, FY2018.
  - (5) Cash Reserve Report, FY2018.
  - (6) Faculty Salary Report, FY2018.

Voting for the motion were Regent Helm, Parker, Holloway, Lester, Hickman and Massey, Stricklin and White. Voting against the motion were none.

**28. REPORT OF THE COMMITTEES.**

- a. Academic Affairs and Social Justice and Student Services Committees. The Academic Affairs and Social Justice and Student Services Committees had no additional items for Regents' action.
- b. Budget and Audit Committee. The Budget and Audit Committee had no additional items for Regents' action.
- c. Strategic Planning and Personnel and Technology Committee. The Strategic Planning and Personnel and Technology Committee had no additional items for Regents' action.
- d. Investment Committee. The Investment Committee had no additional items for Regents' action.

**29. NEW BUSINESS.** No new business was brought before the Board.

**30. ANNOUNCEMENT OF NEXT REGULAR MEETING.** Regent White announced that the next regular meetings are scheduled to be held on Wednesday, October 18, 2017 at 10:30 a.m. and Thursday, October 19, 2017 at 9:00 a.m. at the State Regents Office in Oklahoma City.

**31. ADJOURNMENT.** With no additional items to address, the meeting was adjourned.

ATTEST:

---

Ron White, Chairman

---

Jody Parker, Secretary

**OKLAHOMA STATE REGENTS FOR HIGHER EDUCATION**

Research Park, Oklahoma City

**MINUTES OF THE  
COMMITTEE-OF-THE-WHOLE  
Wednesday, September 6, 2017**

- 1. ANNOUNCEMENT OF FILING OF MEETING NOTICE AND POSTING OF THE AGENDA IN ACCORDANCE WITH THE OPEN MEETING ACT.** The Committee-of-the-Whole met at 10:00 a.m. on Wednesday, September 6, 2017, in the Regents Conference Room at the State Regents' offices in Oklahoma City, Oklahoma. Notice of the meeting was filed with the Secretary of State on October 13, 2016 and revised on September 1, 2017. A copy of the agenda had been posted as required by the Open Meeting Act.
- 2. CALL TO ORDER.** Participating in the meeting were Regents Toney Stricklin, Ron White, Ann Holloway, Andy Lester, Jeff Hickman, Mike Turpen and John Massey. Regent Jay Helm joined the meeting at 10:37 a.m. Regent White called the meeting to order and presided.
- 3. RESEARCH.** Secretary of Science and Technology Dr. Kelvin Droegemeier gave a brief presentation on the University of Oklahoma's (OU) National Weather Center (NWC) and the role higher education plays in research. Dr. Droegemeier began by stating that in 1960 the OU Department of Physics received a grant from the National Science Foundation (NSF) to establish a Meteorology program and in 1962 the Weather Radar Laboratory was established at OU. Over the last 50 years, the NWC has become a confederation of 13 companies employing 800 people with over \$90 million in yearly research and is the largest meteorology program in the nation. The NWC's research strengths include the number of private companies on their campus, their advanced radars, the ability to predict forecasts and the use of OneNet providing networking services.

Dr. Droegemeier stated that computer models used to be the primary source of information for all weather forecasts but they could sometimes be very inaccurate. For instance, in March 2000 an F3 tornado hit Fort Worth, Texas but the computer model showed no precipitation or thunderstorms in the area. In 1989, OU created the Center for Analysis and Prediction of Storms with a grant from the NSF and set out to solve this problem. Using radar data, the NWC created ensemble forecasts, several forecasts merged together to predict the probability of precipitation. Today, the NWC is using ensemble forecasts nationally and can predict very specific storms, sometimes 24 hours ahead of time. Dr. Droegemeier finished by stating that the NWC has installed NEXRAD radar that helps them see what's happening at ground level, not just in the sky and they will also begin manufacturing their own radars in late 2017.

- 4. EXECUTIVE SESSION.** Regent Holloway made a motion, seconded by Regent Helm, to enter executive session for confidential communications between the board and its attorneys concerning pending investigations, claims, or actions. Voting for the motion were Regents White, Holloway, Lester, Hickman, Turpen, Massey, Helm and Stricklin. Voting against the motion were none.

Following executive session discussions, Regents returned to open session.

- 5. BUDGET REPORT AND REVENUE UPDATE.** Vice Chancellor for Budget and Finance Amanda Paliotta stated that the Oklahoma Supreme Court ruled the new cigarette tax to be unconstitutional and that may have an impact on the Oklahoma State Regents for Higher

Education's budget. Additionally, she stated that she received a request from the Oklahoma Senate fiscal staff to submit an agency impact scenario for a 3.17 percent midyear budget reduction.

6. **LEGISLATIVE UPDATE.** Vice Chancellor for Governmental Relations Todd Pauley gave a brief update on legislative activity. He stated that OneNet hosted a tour of their facilities, the Data Operating Center and the Oklahoma State University Center for Health Sciences mobile telemedicine unit for a group of legislators. He stated that the tour was very successful and left a positive impression with the attendees. Additionally, there are several interim studies coming up that will focus on higher education such as: agency consolidation, cyber technology, and concurrent enrollment.

7. **TASK FORCE REPORTS.**

- a. **Online Education Task Force.** Vice Chancellor Blanke stated that the next meeting of the Online Education Task Force will be September 7, 2017 and they will have a year-end summary, discussion on the renewed contract with NextThought, and future plans.
  - b. **State Regents Safety and Security Task Force.** Associate Vice Chancellor Angela Caddell updated the Regents on the status of the Campus Safety and Security Task Force. She stated that the task force is currently working to ensure campuses have free or low cost training opportunities, creating a speakers bureau in coordination with the Council on Student Affairs, and beginning preparation for the Campus Safety and Security Summit next fall.
8. **"BEST OF HIGHER EDUCATION" REPORT.** Regents received the September 2017 update on institutional activities via e-mail.

9. **CALENDAR OF EVENTS.** Chancellor Glen D. Johnson discussed several upcoming events:

- Tuesday, September 19, 2017 – Regents Education Program Annual Conference – 8:00 a.m. in the PHF Conference Center Colloquium Room.
- Wednesday, October 18, 2017 – State Regents Meeting – 10:30 a.m. at the State Regents office in Oklahoma City.
- Wednesday, October 18, 2017 – State Regents Task Force on the Future of Higher Education meeting – 1:00 p.m. in the PHF Conference Center Colloquium Room.
- Wednesday, October 18, 2017 – State Regents Dinner – 6:00 p.m. – location TBA.
- Thursday, October 19, 2017 – Higher Education Distinguished Service Award Reception for Representative Leslie Osborn – 8:30 a.m. at the State Regents office in Oklahoma City.
- Thursday, October 19, 2017 – State Regents Meeting – 9 a.m. at the State Regents office in Oklahoma City.
- Thursday, November 2, 2017 – Governor Fallin's STEM and Entrepreneurship Summit – 8:00 a.m. at the Cox Convention Center in Oklahoma City.

- Wednesday, November 15, 2017 – Legislative Forum – 8 a.m. at the Jim Thorpe Museum and Oklahoma Sports Hall of Fame in Oklahoma City.
- Wednesday, December 6, 2017 – State Regents Meeting – 10:30 a.m. at the State Regents office in Oklahoma City.
- Wednesday, December 6, 2017 – State Regents Task Force on the Future of Higher Education meeting – 1:00 p.m. in the PHF Conference Center Colloquium Room.
- Wednesday, December 6, 2017 – State Regents Dinner – 6:00 p.m. – Oklahoma City Golf and Country Club.
- Thursday, December 7, 2017 – State Regents Meeting – 9 a.m. at the State Regents office in Oklahoma City.

**10. ADJOURNMENT.** With no other items to discuss, the meeting was adjourned.

ATTEST:

\_\_\_\_\_  
Ron White, Chairman

\_\_\_\_\_  
Jody Parker, Secretary