



OKLAHOMA STATE REGENTS
FOR HIGHER EDUCATION

Improving our future by degrees

Agenda

October 25, 2018

NOTE

This document contains recommendations and reports to the State Regents regarding items on the October 25, 2018 regular meeting agenda. For additional information, please call 405-225-9116 or to get this document electronically go to www.okhighered.org State System.

Materials and recommendations contained in this agenda are tentative and unofficial prior to State Regents' approval or acceptance on October 25, 2018.

OKLAHOMA STATE REGENTS FOR HIGHER EDUCATION
655 Research Parkway, Oklahoma City

A G E N D A

Thursday, October 25, 2018 – 9 a.m.
Or immediately following the 8:30 a.m. meeting
State Regents' Conference Room
655 Research Parkway, Suite 200, Oklahoma City
Chairman Jay Helm, Presiding

1. **Announcement of filing of meeting notice and posting of the agenda in accordance with the Open Meeting Act.**
2. **Call to Order.** Roll call and announcement of quorum.
3. **Minutes of Previous Meetings.** Approval of minutes from the previous meetings.
4. **Report of the Chairman.** A brief comment on current activities. (No Action, No Discussion).
5. **Report of Chancellor.** Report of the Chancellor's activities on behalf of the State Regents. (No Action, No Discussion). Page 1.

STUDENTS

6. **Students.** A student reports on higher education's impact. Page 5.

ACADEMIC

7. **New Programs.**
 - a. Oklahoma State University. Approval to offer the Master of Science in Family and Consumer Sciences Education, the Graduate Certificate in Educational and Psychological Measurement, the Graduate Certificate in School Library Certification, the Graduate Certificate in Building Level Leadership, the Graduate Certificate in District Level Leadership, the Certificate in Family Financial Planning, and the Certificate in Career and Technical Education. Page 7.
 - b. Oklahoma City Community College. Approval to offer the Associate in Science in Diversified Studies. Page 41.
8. **Teacher Education.** Approval of revisions to the Teacher Education policy. Page 49.
9. **Oklahoma's Promise.** Approval of FY 2020 official funding estimate. Page 57.

FISCAL

10. **Endowment.** Approval of June 30, 2018 market values, distribution schedules and reports. Page 65.
11. **Investments.** Approval of investment managers. Page 87.

EXECUTIVE

12. **Commendations.** Recognition of State Regents' staff for service and recognitions on state and national projects. Page 89.
13. **Executive Session.** Page 91.
 - a. Possible discussion and vote to enter into executive session pursuant to Title 25, Oklahoma Statutes, Section 307(B)(4) for confidential communications between the board and its attorneys concerning a pending investigation, claim, or action if the board, with advice of its attorney, determines that disclosure will seriously impair the ability of the board to process the claim or conduct a pending investigation, litigation, or proceeding in the public interest.
 - b. Enter into executive session.
 - c. Open session resumes.
 - d. Vote to exit executive session.

CONSENT DOCKET

14. **Consent Docket.** Approval/ratification of the following routine requests which are consistent with State Regents' policies and procedures or previous actions.
 - a. Programs.
 - (1) Approval of institutional requests for program modifications. Page 93.
 - (2) Ratification of institutional requests for program suspensions. Page 95.
 - (3) Approval of institutional requests for degree program inventory reconciliations. Page 97.
 - b. Academic Nomenclature. Ratification of Seminole State College's institutional request to create an academic division. Page 99.

- c. Cooperative Agreements. Ratification of institutional requests regarding cooperative agreement programs from Rose State College with Eastern Oklahoma County Technology Center and Mid-Del Technology Center. Page 101.
- d. State Authorization Reciprocity Agreement. Ratification of institutional requests to renew participation in the State Authorization Reciprocity Agreement. Page 103.
- e. Agency Operations. Ratification of purchases in excess of \$25,000 for FY2018. Page 105.

REPORTS

- 15. **Reports.** Acceptance of reports listed.
 - a. Programs. Current status report on program requests. Page 107. (Supplement)
 - b. Annual Reports.
 - (1) Acceptance of the Policy Exception Quarterly Report. Page 109.
 - (2) Acceptance of the Preparing for College mass mailing report. Page 111. (Supplement)
 - (3) Acceptance of the Fall 2018 Preliminary Enrollment Report. Page 113. (Supplement)
- 16. **Report of the Committees.** (No Action, No Discussion).
 - a. Academic Affairs and Social Justice and Student Services Committees.
 - b. Budget and Audit Committee.
 - c. Strategic Planning and Personnel Committee and Technology Committee.
 - d. Investment Committee.
- 17. **Announcement of Next Regular Meeting** — The next regular meetings are scheduled to be held Thursday, November 8, 2018, at 10:30 a.m., Wednesday, December 5, 2018 at 10:30 a.m. and Thursday, December 6 2018 at 9 a.m. at the State Regents Office in Oklahoma City.
- 18. **Adjournment.**

Meeting of the
OKLAHOMA STATE REGENTS FOR HIGHER EDUCATION
October 25, 2018

AGENDA ITEM #5:

Report of the Chancellor.

SUBJECT: Report of the Chancellor's activities on behalf of the State Regents for the period of August 24, 2018 through October 11, 2018.

RECOMMENDATION:

This is an information item only.

ANALYSIS:

The following are the activities that Chancellor Glen D. Johnson has participated in on behalf of the State Regents for the period of August 24, 2018 through October 11, 2018:

- Participated in conference call with Task Force on the Future of Higher Education consultant Dr. Brit Kirwan to discuss higher education issues.
- Attended Oklahoma Academy Salute at the Tulsa Renaissance Hotel.
- Met with Senator Jason Smalley in Shawnee to discuss higher education issues.
- Met with Oklahoma City Community College (OCCC) President Jerry Steward in Oklahoma City to discuss higher education issues.
- Met with former Secretary of State Glenn Coffee in Oklahoma City to discuss higher education issues.
- Participated in conference call with Southern Regional Education Board (SREB) President Stephen Pruitt to discuss higher education and SREB issues.
- Met with former Oklahoma Supreme Court Justice Steven Taylor in Oklahoma City to discuss higher education issues.
- Met with Senate Appropriations Committee Chair Roger Thompson, Senate Appropriations Subcommittee on Education Chair Dewayne Pemberton, and Senator Dave Rader at the State Capitol in Oklahoma City to discuss higher education issues.
- Participated in conference call with Southwestern Oklahoma State University (SWOSU) President Randy Beutler to discuss higher education issues.
- Participated in conference call with University of Oklahoma (OU) General Counsel Anil Gollahalli to discuss higher education issues.
- Participated in phone interview with *Oklahoman* reporter Kathryn McNutt to discuss higher education issues.
- Met with Representative Todd Russ in Oklahoma City to discuss higher education issues.
- Met with Lieutenant Governor Todd Lamb in Oklahoma City to discuss higher education issues.
- Met with Representative Mark McBride in Oklahoma City to discuss higher education issues.
- Participated in conference call with Redlands Community College (RCC) President Jack Bryant to discuss higher education issues.
- Met with Senator Gary Stanislawski at the State Capitol in Oklahoma City to discuss higher education issues.

- Attended State Fair Board Chairman’s Event at the State Fair in Oklahoma City.
- Participated in conference call with Southern Regional Education Board (SREB) President Stephen Pruitt to discuss higher education and SREB issues.
- Participated in conference call with Redlands Community College (RCC) Regent Richard Ruhl to discuss higher education issues.
- Attended dinner hosted by Cliff and Leslie Hudson honoring Dr. Howard Koh for the University of Oklahoma (OU) College of Public Health.
- Participated in conference call with Oklahoma State Chamber Research Foundation Executive Director Jennifer Leopard to discuss higher education and workforce issues.
- Attended Koh Symposium and gift announcement at the University of Oklahoma College of Public Health in Oklahoma City.
- Participated in conference call with Oklahoma Panhandle State University (OPSU) President Tim Faltyn and Northeastern Oklahoma A&M College (NEO) President Jeff Hale to discuss higher education issues.
- Attended University of Oklahoma (OU) College of Law Board of Visitors meeting at OU in Norman.
- Met with Senate Appropriations Subcommittee on Education Chair Dewayne Pemberton at the State Capitol in Oklahoma City to discuss higher education issues.
- Met with Representative-Elect Derrel Fincher in Oklahoma City to discuss higher education issues.
- Participated in conference call with Task Force on the Future of Higher Education consultant Dr. Brit Kirwan to discuss higher education issues.
- Met with Oklahoma Coalition for the Advancement of Science and Technology (OCAST) Executive Director Michael Carolina to discuss higher education issues.
- Attended ACT briefing with ACT representative Tony Cortez at the State Regents’ office in Oklahoma City.
- Participated in conference call with State Higher Education Executive Officers Association (SHEEO) President Rob Anderson to discuss higher education issues.
- Met with Representative Jon Echols in Oklahoma City to discuss higher education issues.
- Participated in conference call with Association of Governing Boards (AGB) Senior Fellow Dr. Thomas C. Meredith to discuss higher education issues.
- Attended Tulsa Hall of Fame dinner and induction ceremony at Southern Hills Golf and Country Club in Tulsa.
- Met with University of Oklahoma (OU) President Jim Gallogly and Northeastern State University (NSU) President Steve Turner in Oklahoma City to discuss higher education issues.
- Attended Oklahoma Business Roundtable reception at the Oklahoma History Center in Oklahoma City.
- Met with Valkyrie Systems Aerospace CEO Glenn Dawson at the State Regents’ office in Oklahoma city to discuss higher education and workforce development.
- Met with Senator John Sparks in Oklahoma City to discuss higher education issues.
- Attended Sir James Galway and Lady Galway concert performance at Oklahoma City Community College (OCCC).
- Participated in conference call with American Association of State Colleges and Universities (AASCU) Millennium Leadership Initiative protégé, Dr. Jose-Luis Alvarado, Dean of the College of Education at California State University – Monterey Bay, to discuss higher education issues.
- Met with State Accrediting Agency Executive Director Gina Wekke in Oklahoma City to discuss higher education issues.

- Participated in videoconference with Southeastern Oklahoma State University (SEOSU) President Sean Burrage, Murray State College (MSC) President Joy McDaniel, and University Center of Southern Oklahoma (UCSO) President Peggy Maher to discuss higher education issues.
- Participated in conference call with Oklahoma Panhandle State University (OPSU) President Tim Faltyn to discuss higher education issues.

Meeting of the
OKLAHOMA STATE REGENTS FOR HIGHER EDUCATION
October 25, 2018

AGENDA ITEM #6:

Students.

This is an oral presentation.

Meeting of the
OKLAHOMA STATE REGENTS FOR HIGHER EDUCATION
October 25, 2018

AGENDA ITEM #7-a:

New Programs.

SUBJECT: Oklahoma State University. Approval to offer the Master of Science in Family and Consumer Sciences Education, the Graduate Certificate in Educational and Psychological Measurement, the Graduate Certificate in School Library Certification, the Graduate Certificate in Building Level Leadership, the Graduate Certificate in District Level Leadership, the Certificate in Family Financial Planning, and the Certificate in Career and Technical Education.

RECOMMENDATION:

It is recommended that the State Regents approve Oklahoma State University's request to offer the Master of Science in Family and Consumer Sciences Education, via electronic delivery, the Graduate Certificate in Educational and Psychological Measurement, via traditional and electronic delivery, the Graduate Certificate in School Library Certification, via electronic delivery, the Graduate Certificate in Building Level Leadership, the Graduate Certificate in District Level Leadership, the Certificate in Family Financial Planning, and the Certificate in Career and Technical Education, with the stipulation that continuation of the programs will depend upon meeting the criteria established by the institution and approved by the State Regents, as described below.

- **Master of Science in Family and Consumer Sciences Education.** Continuation beyond Fall 2021 will depend upon meeting the following criteria:
Majors enrolled: a minimum of 4 students in Fall 2020; and
Graduates: a minimum of 2 students in 2020-2021.
- **Graduate Certificate in Educational and Psychological Measurement.** Continuation beyond Fall 2023 will depend upon meeting the following criteria:
Majors enrolled: a minimum of 6 students in Fall 2022; and
Graduates: a minimum of 5 students in 2022-2023.
- **Graduate Certificate in School Library Certification.** Continuation beyond Fall 2023 will depend upon meeting the following criteria:
Majors enrolled: a minimum of 7 students in Fall 2022; and
Graduates: a minimum of 5 students in 2022-2023.
- **Graduate Certificate in Building Level Leadership.** Continuation beyond Fall 2023 will depend upon meeting the following criteria:
Majors enrolled: a minimum of 5 students in Fall 2022; and
Graduates: a minimum of 5 students in 2022-2023.

- **Graduate Certificate in District Level Leadership.** Continuation beyond Fall 2023 will depend upon meeting the following criteria:
Majors enrolled: a minimum of 5 students in Fall 2022; and
Graduates: a minimum of 5 students in 2022-2023.
- **Certificate in Family Financial Planning.** Continuation beyond Fall 2021 will depend upon meeting the following criteria:
Majors enrolled: a minimum of 9 students in Fall 2020; and
Graduates: a minimum of 1 student in 2020-2021.
- **Certificate in Career and Technical Education.** Continuation beyond Fall 2023 will depend upon meeting the following criteria:
Majors enrolled: a minimum of 12 students in Fall 2022; and
Graduates: a minimum of 5 students in 2022-2023.

BACKGROUND:

Academic Plan

Oklahoma State University's (OSU) 2018-2019 Academic Plan lists the following institutional priorities and new funding initiatives:

College of Agricultural Sciences and Natural Resources, CASNR

The main academic priorities in CASNR are improving undergraduate retention and graduation rates, increasing graduate program enrollment numbers, and enhancing graduate assistantship support.

College of Arts and Sciences, CAS

CAS has several initiatives aimed at improving undergraduate retention including a partnership with ITLE to offer professional development workshops for incoming teaching assistants and faculty and career focused options for students majoring in liberal arts disciplines. Efforts to improve the quality of instructional facilities in the life sciences through model biological sciences teaching laboratories have been initiated.

College of Education, Health and Aviation, EHA

The highest academic priorities in EHA are increasing the rate of degree completion in our undergraduate majors and continued enrollment growth in RN to BSN program, exercise science, and new graduate degree and certificate programs.

College of Engineering, Architecture and Technology, CEAT

A main academic priority in CEAT is increasing student success. Strategies, including higher academic standards for enrolling in CEAT as a freshman, are articulated in the new CEAT Strategic Plan. Improving CEAT retention will be a high priority with focus on the new CEAT Parker Living Learning community and increased investment in advising. A robust 2 ½ week Summer Bridge program will continue, along with special programming and academic support activities throughout the freshman year.

Additionally, increasing faculty success is a pressing academic priority. The new CEAT Strategic Plan calls for increasing faculty success through growing the research enterprise, creating impact through innovation and interdisciplinary centers, and engaging faculty with highly qualified graduate students.

College of Human Sciences, COHS

COHS has a continuing goal to increase undergraduate enrollment in two targeted academic majors, Design, Housing & Merchandising and Hospitality and Tourism Management, while maintaining undergraduate enrollment in other majors. New strategies for interactions with prospective students will be maintained and broadened during 2018-2019. Also, COHS will increase undergraduate student enrollment, undergraduate student credit hours and/or generated revenue through the following strategies: 1) launching a new Family Financial Planning undergraduate certificate program and seeking program registration from the Certified Financial Planning® Board of Standards, 2) beginning curricular proposals for a Public Health Nutrition program.

Spears School of Business, SSB

Undergraduate core curriculum revision in SSB was introduced in the last year and will be fully implemented and refined during the upcoming year. The revised curriculum focuses on delivering content and skills that are needed by all business students and avoids extraneous material only needed by specific majors. Thus, more hours are made available to cover critical skills that were previously not covered (e.g., interpersonal skills), and some hours are returned to the major departments to refine their own curricula.

Changes in accreditation standards allow SSB to utilize more practice professionals in the classroom. These practice professionals typically teach more classes. Likely, they will bring a very valuable applied perspective to business classrooms and will enable the offer of competitive teaching loads to the research-focused faculty.

School of Global Studies and Partnerships, SGSP

With the reorganization of the School of International Studies to the School of Global Studies and Partnerships, and the move of the current MS in International Studies from the Graduate College to SGSP, the first priority is the transition to college status, including name change implementation throughout the OSU campus involving marketing, foundation relations, computer networks, and administrative systems. This also entails the addition of faculty to the program. Additionally, it is an academic priority to revise the masters' curriculum to bring the degree into compliance with OSRHE mandates related to offering at least 50 percent of courses within SGSP, and to reconfigure the degree to better prepare students for global careers. Finally, the immediate academic priority of SGSP is to arrest the decline in enrollment that has occurred since 2010, to develop new graduate certificates, and to develop an online program.

The Honors College

The first academic priority of the Honors College is to provide honors classes that take students on a rigorous and different intellectual journey from the type of courses they would encounter in the more traditional paths. Since the size of the Honors College incoming class for fall 2018 has increased by almost 25%, providing this enhanced academic experience is even more challenging.

The second academic priority is to provide high-impact experiences for students who enter college with significant amounts of AP or concurrent credit. Students who have such credit are rightly reluctant to take classes they perceived as repeats of such coursework, yet occasionally they are missing both the rigor and the sophistication of concepts and material they would have gained had they take these classes in the Honor College. For this reason, innovations to provide other experiences that build upon their basic knowledge from AP and concurrent and allow them to experience the rigor sophistication and depth appropriate for a university honors education

OSU-Tulsa

The most pressing academic priority for OSU-Tulsa is building a stronger relationship with Tulsa Community College. Over 85% of OSU-Tulsa's undergraduates transfer from TCC, and TCC sends the majority of its students to OSU (per OSRHE data). Over the past 18 months, program faculty, administrators and advisors at both institutions have worked together to develop almost twenty transfer maps between TCC and OSU-Tulsa. Each map includes important information for potential OSU students including: 1) Time and financial commitment, 2) Salary potential, 3) Class load, and 4) Year-by-year to-do lists. Additional maps will be rolled out as new transfer agreements between the institutions are negotiated.

A second academic priority is working with program faculty and administrators to streamline undergraduate and graduate programs and their delivery on the OSU-Tulsa campus, to create financial aid packages to support student enrollment (including work with area employers who offer tuition benefits for their employees), and to more effectively articulate the University's contributions to Tulsa and the surrounding communities.

Center for Health Sciences, CHS

A pressing academic priority for CHS is growing academic programs through both the addition of new programs and the increase in headcount and credit hours in existing programs. Acknowledging that in order to continue growing academic programs, as a second priority services for graduate students will need to be formalized. Specifically, a career services model is under consideration to help connect students' academic progress with the workforce through internship and other programs.

Center for Veterinary Health Sciences, CVHS

A critical academic priority for the CVHS is to correct the probationary status with the American Veterinary Medical Association Council on Accreditation. Another academic priority is to build a classroom building to support the increased enrollment in CVHS.

New/Revised Academic Programs

College of Agricultural Sciences and Natural Resources, CASNR

CASNR is considering undergraduate and graduate certificates in various specialized areas of study, including food safety, agricultural leadership, ag systems management, sustainable ag production, horticulture, landscape design, precision agriculture management, food and agricultural forensics and biosecurity, and plant protection. Most certificate programs do not require additional faculty resources.

Also under consideration is a BSAG in Agricultural Systems Technology, additional faculty and funding support may be required to establish and grow the program, and a Master of Arts in Teaching (MAT) degree in Agricultural Education. The Department of Horticulture and Landscape Architecture may add a new undergraduate degree option in food safety and is examining the Landscape Management degree to see if it would be better placed as an option within the horticulture major. Additionally, the department may move its turfgrass management option to an undergraduate degree.

Multiple departments are examining undergraduate and/or graduate dual degree and transfer degree opportunities with international institutions such as China, Mexico, Ethiopia, and other strategic partners. At the graduate level, CASNR departments are considering 3+2 and 4+1 programs, both within similar disciplinary areas, such as agricultural economics, agribusiness, biochemistry and molecular biology, and entomology; across disciplines from CASNR entomology to CHS forensic science; and across institutions from CASNR departments to international institutions.

Potential degree name changes in CASNR include changing the MS-Agricultural Education to MS-Agricultural Education and Leadership and changing the MAg-Agricultural Leadership to MAg-Agricultural Education, Communications and Leadership. The Plant and Soil Sciences Department is considering a name change to better reflect the disciplinary areas of the department.

CASNR is conducting an external review of the undergraduate environmental sciences program. Potential outcomes could include movement of the interdisciplinary program into an academic department, restructuring of the undergraduate degree options, significant curricular revisions, and adjustment to faculty resources dedicated to the program.

College of Arts and Sciences, CAS

CAS is planning undergraduate certificates in Pre-Health Care Administration, Pre-medical Sciences, Digital Studies, Neurosciences, Broadcast Technology, and Research. A Post-baccalaureate Certificate in Communication Sciences and Disorders is planned. Graduate certificates are planned in Global Communication, Brand Communication, Sports Communication, Gender and Women's Studies, and Computational Science and Engineering (Interdisciplinary).

Planned undergraduate degrees include a BA in American Sign Language, a BS degree in Neuroscience (interdisciplinary), BA and BS degrees in Psychology (existing degree offered via online delivery), and a BS in Computer Science (existing degree offered via online delivery). Planned graduate degree programs include an MA in American Sign Language.

Resources will be needed to hire an additional advisor whose duties will include advising undergraduate certificate students in pre-medical science, neurosciences, and research. Additional hires will add faculty in Psychology and Computer Science to increase teaching capacity for students pursuing online degrees. One or two additional faculty will be hired in the Department of Languages and Literatures to support the new MA program in American Sign Language.

College of Education, Health and Aviation, EHA

EHA proposes new graduate certificates in Effective Teaching at the Elementary Level, Special Education, English Language Learners, and Gifted and Talented Education. New degrees to be proposed include a PhD in Curriculum Studies and a four-year, on-campus BS in Nursing.

New Minors that are proposed include Multi-Tiered Systems of Instructional Support, Counseling, and Public Health. Future minors in the works are in Special Education and School Psychology. New options that will be proposed include 1) Pre-Counseling and Mental Health and 2) Pre-Medicine and Health Professions.

College of Engineering, Architecture and Technology, CEAT

CEAT proposes an ME in Mechanical and Aerospace Engineering and a PhD in Petroleum Engineering; no new funds are needed for either program. Under discussion is an MS Biomolecular Engineering program in the School of Chemical Engineering.

Starting in July 2018, the Fire Emergency Management Program MS and PhD programs will move administratively from CAS to CEAT. The current budget for this program will follow it to CEAT and no new resources are needed for the transition.

College of Human Sciences, COHS

COHS proposes a BS in Early Childhood Education; an MS in Family and Community Services; an MS in Gerontology, Aging Services or similar title; an MS in Dietetics; and an MS in Retail

Merchandising Leadership. No new funds are needed for any of these programs since they are replacing options in existing degrees. The MS degrees will be through electronic delivery in the Great Plains IDEA Alliance.

A proposed embedded graduate certificate is in Dietetics and Human Nutrition. Additionally, a graduate certificate in Hospitality Revenue Management, a PhD in Human Development and Family Science, and a BS in Public Health Nutrition are proposed. No extra revenue is necessary for any of these programs.

Spears School of Business, SSB

SSB proposes undergraduate certificates in Business Foundations, MIS – Development, MIS – Data Science, MIS – Cybersecurity, Social Entrepreneurship, and New Business Ventures. Undergraduate and graduate certificates are proposed in 1) Energy Business and 2) Investments and Portfolio Management. A graduate certificate in Data Science is proposed, along with an MS in Finance.

Additional certificates are under consideration in collaboration with CAS (e.g., foreign languages) that will include coursework and study abroad programs from SSB.

School of Global Studies and Partnerships, SGSP

SGSP plans to add new courses in Global Studies to support the updated degree plan, which includes eliminating outdated and underutilized focus areas and adding two new focus areas 1) Public Diplomacy and Global Communication, and 2) Global Disaster and Crisis Management. Additionally, three graduate certificates will be created that will be embedded in the new curriculum, but will also be available as free-standing certificates for non-MSGs students, including a joint degree with the School of Media & Strategic Communication in Public Diplomacy, Global Leadership and Global Trade. To support changes above, two new faculty lines will be used as needed, along with joint faculty appointments.

The Honors College

The Honors College is developing a research track, which will allow students to build an Honors degree within the framework of the CAS proposed research certificate. Undergraduate research is one of the most important experiences that students can have irrespective of their major, so as the track is developed it needs to ensure that it is as easy for students in the humanities, the social sciences, or in professional studies to pursue appropriate research as it is for students in the STEM disciplines. Given it will be integrated into the current degree structure no additional resources will be needed for this program

Graduate College

Environmental Science is submitting a graduate certificate, Environmental Certification Program, for approval in August.

OSU-Tulsa

OSU-Tulsa will seek OSRHE approval to offer the undergraduate Hospitality and Tourism Management program in Tulsa. Development is underway on the undergraduate coursework that allows students to meet requirements that lead to pre-health/pre-medicine professional programs. For example, an option will be developed for a pre-professional therapy option with the Health Education and Promotion. An initiative is planned for fall 2018 to attract adults to earn a second bachelor's degree; a special emphasis will be on STEM fields.

Center for Health Sciences, CHS

The School of Biomedical Sciences has a graduate certificate in Medical Sciences and the School of Forensic Sciences has a PhD in Forensics Sciences awaiting approval from OSRHE. There are no new budget needs with these programs. However, a priority is hiring two new faculty in the School of Forensic Sciences.

A graduate certificate program may be drafted this year in the School of Forensic Sciences with an intent to provide training in firearms and tool markings, coursework requested by the Bureau of Alcohol, Tobacco, and Firearms.

A graduate certificate in Health Care Administration is currently pending the university review/approval process. This graduate certificate program is intended to provide multidisciplinary training for other graduate programs that want their students to have additional training in health care issues. Options within this proposed program include Healthcare Finance, Leadership and Organizational Development in Healthcare, and Global Health. No new faculty resources will be required. Additionally, in Health Care Administration an MS in Global Health to start in fall 2019 is currently being developed and an option in Clinical Administration may be proposed as an option in the MS in Health Care Administration.

From the School of Allied Health, the Athletic Training Program will submit a proposal for a PhD in Athletic Training to meet the growing demands of the profession. An MS in Physician Assistant Studies is to be administratively located in the CHS School of Allied Health. The continuing needs for primary healthcare providers in Oklahoma and specifically rural Oklahoma make this degree offering essential to the state. This program will complement and work closely with our College of Osteopathic Medicine students and enhance healthcare worker interdisciplinary collaboration. It will also complement the additional site for the College of Osteopathic Medicine program being developed in Tahlequah with the Cherokee Nation. This degree option will have a graduate project as partial fulfillment of a graduate degree. The Physician Assistant Program will require the hiring of a Program Director, Medical Director, 3 principal faculty, and administrative support. A doctorate in nursing practice, DNP, is also under development.

A proposal for an MS and/or a PhD in Neuroscience may be proposed during the upcoming year. It would be intended to strengthen the research capacity for the Center for Wellness and Recovery. A PhD in Interdisciplinary Research on Substance Use may also be proposed to fit well within the mission of the Center for Wellness and Recovery.

Center for Veterinary Health Sciences, CVHS

No new programs are under discussion or consideration.

APRA Implementation

In August 1991, the State Regents launched the Academic Planning/Resource Allocation (APRA) initiative, which was based on the principle that institutional officials would prioritize their programs and activities, and then fund higher priority activities at levels that ensured quality. In times of flat or declining budgets or financial constraints, institutions are expected to reallocate resources from lower priority activities to higher priority activities, rather than reducing quality by funding lower priority activities at the same rate as higher priority activities.

Since 1992, Oklahoma State University has taken the following program actions in response to APRA:

90	Degree and/or certificate programs deleted
118	Degree and/or certificate programs added

Program Review

OSU offers 258 degree and/or certificate programs as follows:

38	Certificates
0	Associate in Arts or Science Degrees
0	Associate in Applied Science Degrees
94	Baccalaureate Degrees
79	Master's Degrees
47	Doctoral Degrees
0	First Professional Degrees

All of these programs were reviewed in the past five years with the exception of those programs with specialty accreditation. Programs with specialty accreditation are aligned with OSU's program review schedule as appropriate. Thus, if a professional program received a ten-year accreditation, it would not be reviewed for ten years, which is an approved exception to State Regents' policy.

Program Development Process

OSU's faculty developed the proposals, which were reviewed and approved by institutional officials. OSU's governing board approved delivery of the Master of Science in Family and Consumer Sciences Education, the Graduate Certificate in Educational and Psychological Measurement, the Graduate Certificate in School Library Certification, the Graduate Certificate in Building Level Leadership, the Graduate Certificate in District Level Leadership, the Certificate in Family Financial Planning, and the Certificate in Career and Technical Education at their June 22, 2018 meeting. OSU is currently approved to offer the following degree programs and certificates through online delivery:

- Master of Science in Engineering and Technology Management (411);
- Master of Science in Management Information Systems (412);
- Master of General Agriculture (302);
- Master of Science in Agriculture Education (008);
- Master of Science in Human Environmental Science (427);
- Graduate Certificate in Family Financial Planning (441);
- Master of Science in Industrial Engineering and Management (135);
- Graduate Certificate in Business Data Mining (464);
- Master of Science in Entrepreneurship (474);
- Graduate Certificate in Biobased Products and Bioenergy (484);
- Graduate Certificate in Grassland Management (488);
- Graduate Certificate in Business Sustainability (490);
- Graduate Certificate in Non-Profit Management (491);
- Graduate Certificate in Entrepreneurship (492);
- Graduate Certificate in Marketing Analytics (494);
- Master of Public Health in Public Health (500);
- Certificate in Public Health (499);
- Master of Science in Business Analytics (505);
- Master of Science in Applied Statistics (507);
- Certificate in Sustainable Business Management (508);
- Bachelor of Science in Business Administration in Marketing (451);
- Bachelor of Science in Applied Exercise (514);
- Master of Business Administration in Business Administration (035);

- Master of Science in Chemical Engineering (042);
- Master of Science in Mechanical and Aerospace Engineering (145);
- Master of Science in Electrical Engineering (072);
- Master of Science in Fire and Emergency Management Administration (414);
- Master of Science in Telecommunications Management(403);
- Master of Science in Biosystems Engineering (011);
- Master of Science in Computer Science (053);
- Bachelor of Science in Electrical Engineering Technology (077);
- Graduate Certificate in College Teaching (513);
- Bachelor of Science in Nursing (515);
- Bachelor of Science in Business Administration in General Business (447);
- Bachelor of Science in Business Administration in Management (449);
- Graduate Certificate in Developmental Disabilities (518);
- Graduate Certificate in Human Resource Management (517);
- Graduate Certificate in Infant Mental Health (516);
- Doctor of Philosophy in Fire and Emergency Management Administration (470);
- Master of Science in Engineering Technology (519);
- Bachelor of Arts in Global Studies (520);
- Graduate Certificate in Health Analytics (521);
- Bachelor of Science in Liberal Studies (442);
- Bachelor of Arts in Liberal Studies (443);
- Master of Science in Educational Leadership and Policy Studies (437);
- Master of Agriculture in International Agriculture (496);
- Master of Science in International Agriculture (497);
- Master of Engineering in Electrical Engineering (524);
- Grad Cert in Integrative Design of the Building Envelope (525);
- Bachelor of University Studies in University Studies (025);
- Master of Science in Education Technology (462);
- Master of Science in Education Psychology (068);
- Graduate Certificate in Museum and Curatorial Studies (531);
- Certificate in Interface Excellence (495);
- Bachelor of Science in Early Child Care and Development (537);
- Graduate Certificate in Program Evaluation (538); and
- Graduate Certificate in Workforce and Adult Education (539).

OSU requests authorization to offer these programs as outlined below.

POLICY ISSUES:

These actions are consistent with the Oklahoma State Regents for Higher Education’s Academic Program Approval and Distance Education and Traditional Off-Campus Courses and Programs policies.

ANALYSIS:

Master of Science in Family and Consumer Sciences Education

Program purpose. The proposed program is designed to address the educational needs of professionals within the family and consumer science education career field and will provide advanced subject-matter knowledge to ultimately enhance the quality of life for individuals, families, and communities.

Program rationale and background. The proposed program will be offered through the Great Plains Interactive Distance Education Alliance (IDEA), which is a consortium of 12 peer universities that launched its first program in 1999. The proposed program already exists in the consortium and has been delivered by Great Plains IDEA partners since Fall 2006. The target audiences for the proposed program are teachers who have earned a bachelor’s degree in family and consumer science (FCS) education and want to obtain a master’s degree, alternatively certified teachers currently teaching FCS courses, and cooperative extension service educators. Both traditionally and alternatively certified teachers would benefit from having the discipline-specific background to support their teaching. Furthermore, FCS cooperative extension service educators hired with only a bachelor’s degree are expected to work toward completion of an approved master’s degree. Currently 45 percent of FCS cooperative extension educators do not have a master’s degree.

Employment opportunities. A 2015 survey of Oklahoma FCS teachers revealed that 44 percent plan to leave the profession within the next 10 years due to retirement. Additionally, Oklahoma has a severe shortage of teachers with FCS education degrees and the state has been forced to hire a number of teachers whose background is in another discipline to teach FCS courses. While the proposed master’s program will not lead to certification, these alternatively certified teachers will gain discipline-specific content knowledge to better prepare them for the classroom. Furthermore, the primary qualification for an Oklahoma FCS Cooperative Extension Educator is a master’s degree in Family and Consumer Sciences. However, many extension agents are hired with a bachelor’s degree but are expected to complete an approved master’s degree. The proposed program will benefit those extension agents needing to fulfill this requirement. Although the proposed program is not designed to lead to immediate employment, OSU is confident the program will greatly enhance the employment opportunities for both alternatively certified teachers and county extension agents and ultimately the students and clients they serve.

Student demand. The proposed program is expected to meet the enrollment and graduation standards by the established deadline prior to final approval by the State Regents as shown in the following table.

Productivity Category	Criteria	Deadline
Minimum Enrollment of majors in the program	4*	Fall 2020
Minimum Graduates from the program	2	2020-2021

* The primary purpose of the Great Plains IDEA Alliance is to provide academic programs that are difficult to deliver and sustain by any one participating institution. Because all partner institutions admit students to the program, enough students are admitted collectively to sustain the program within the Alliance. While Alliance faculty teach courses within the program, a challenge exists in that only one OSU faculty member is available to oversee the independent projects that students must complete to graduate. Therefore, admitting and graduating the number of master’s-level students according to Oklahoma State Regents for Higher Education’s (OSRHE) minimum productivity indicators are not feasible. Although this number is below OSRHE’s minimum requirement for master’s degree as stated in the Academic Program Review policy, the collaboration and purpose of the Great Plains IDEA Alliance warrants an exception to the policy.

Duplication and impact on existing programs. There are no Master of Science in Family and Consumer Sciences Education programs offered in Oklahoma. A system wide letter of intent was communicated by email on June 29, 2018. None of the State System institutions notified State Regents’ staff of a protest to the proposed program. Approval will not constitute unnecessary duplication.

Curriculum. The proposed Master of Science in Family and Consumer Sciences Education program will consist of 36 total credit hours as shown in the following table. All courses currently exist within the Great Plains IDEA Alliance. Fifteen new courses will be added to OSU’s inventory and the curriculum is detailed in the attachment (Attachment A).

Content Area	Credit Hours
Core Courses	21
Specialization Course	3
Electives	9
Project	3
Total	36

Faculty and staff. OSU will provide one faculty member to teach and mentor students enrolling in the proposed program through OSU. All other faculty members teaching in the Great Plains IDEA Family and Consumer Sciences Education master’s program will be supplied through the Great Plains IDEA peer institutions and will have met requirements as Graduate Faculty at their respective universities.

Delivery method and support services. All courses in the proposed program taught by the Great Plains IDEA Alliance will be delivered via the online learning management systems employed by Great Plains IDEA partner institutions. Students will access courses through the learning management system (LMS) at the teaching institution for a given course. Alliance institutions utilize Blackboard, Canvas, or Desire2Learn (D2L) for delivery of online courses. At OSU, the LMS is BrightSpace, offered by D2L. The Great Plains IDEA campus coordinator on each campus facilitates access to the LMS for non-home institution students. All three systems offer discussion boards used to facilitate interaction among students and faculty in each course. Each LMS also facilitates team projects and administration of quizzes, surveys and exams. Students will submit assignments through electronic drop boxes. The library, classroom, and lab space are adequate for the degree program.

Financing. The proposed program will be offered on a self-supporting basis and the current tuition and fee structure will be sufficient to adequately fund the program. No additional funding is requested from the State Regents to support the program.

Program resource requirements. Program resource requirements for the Master of Science in Family Consumer Sciences Education are shown in the following tables.

A. Funding Sources	Year of Program				
	1 st Year	2 nd Year	3 rd Year	4 th Year	5 th Year
Total Resources Available from Federal Sources	\$0	\$0	\$0	\$0	\$0
Total Resources Available from Other Non-State Sources	\$0	\$0	\$0	\$0	\$0
Existing State Resources	\$0	\$0	\$0	\$0	\$0
State Resources Available	\$0	\$0	\$0	\$0	\$0

A. Funding Sources	Year of Program				
	1 st Year	2 nd Year	3 rd Year	4 th Year	5 th Year
through Internal Allocation and Reallocation					
Student Tuition	\$13,560	\$20,340	\$27,210	\$27,120	\$27,120
<i>Narrative/Explanation: Tuition for the Great Plains IDEA programs is \$565 per credit hour. OSU anticipates enrolling 2 students in year 1, 3 students in year 2 and 4 students in years 3 through 5 and students completing 12 credit hours of major course work per academic year.</i>					
TOTAL	\$13,560	\$20,340	\$27,210	\$27,120	\$27,120

B. Breakdown of Budget Expenses/Requirements	Year of Program				
	1 st Year	2 nd Year	3 rd Year	4 th Year	5 th Year
Administrative/Other Professional Staff	\$0	\$0	\$0	\$0	\$0
Faculty	\$5,560	\$7,750	\$7,750	\$7,750	\$7,750
<i>Explanation: The amounts above reflect salary and benefits for OSU faculty teaching the Great Plains IDEA courses and overseeing capstone projects.</i>					
Graduate Assistants	\$0	\$0	\$3,000	\$3,000	\$3,000
<i>Explanation: The amount shown in year 5 reflects salary and benefits for one Graduate Teaching Assistant.</i>					
Student Employees	\$0	\$0	\$0	\$0	\$0
Equipment and Instructional Materials	\$0	\$3,000	\$4,500	\$4,500	\$4,500
<i>Explanation: The amount shown above will be used for equipment and supplies needed for online course delivery.</i>					
Library	\$0	\$0	\$0	\$0	\$0
Contractual Services	\$5,000	\$5,590	\$6,870	\$6,870	\$6,870
<i>Explanation: The amounts above are fees and teaching costs for collaborating with institutions in the Great Plains IDEA Alliance.</i>					
Other Support Services	\$0	\$0	\$0	\$0	\$0
Commodities	\$0	\$0	\$0	\$0	\$0
Printing	\$0	\$0	\$0	\$0	\$0
Telecommunications	\$0	\$0	\$0	\$0	\$0
Travel	\$3,000	\$4,000	\$5,000	\$5,000	\$5,000
<i>Explanation: The amounts above are the estimated costs of travel to annual Great Plains IDEA spring meetings and scholarly conferences.</i>					
Awards and Grants	\$0	\$0	\$0	\$0	\$0
TOTAL	\$13,560	\$20,340	\$27,120	\$27,120	\$27,120

Graduate Certificate in Educational and Psychological Measurement

Program purpose. The proposed program will provide students with the skills necessary to conduct research studies that involve knowledge tests, personality assessments, and other psychological surveys.

Program rationale and background. Due to the increase in the interest and demand for data-driven decision making within the fields of education and psychology, there is a clear need to better prepare future and current educators in the skills needed to develop and use tests, surveys, and measurement instruments. There is a great emphasis in educational testing, assessment, and accountability. Educational systems at the state, district, and local levels are in high need of professionals with a high knowledge level of the psychometric properties, use, and scoring of testing instruments. Students completing the proposed graduate certificate would be highly qualified for employment positions at the local and state education levels in the areas of school testing, assessment, and accountability. OSU also reports that many students outside the Research, Evaluation, Measurement, and Statistics (REMS) department enroll in advanced-level REMS courses. The proposed graduate certificate will formally acknowledge the completion of specialized coursework, indicating students' knowledge, training, and skills specifically in the measurement field.

Employment opportunities. The proposed program is designed to serve as an added credential for professionals seeking to enhance their career opportunities. According to Dr. Kevin McGrew, Director of the Institute for Applied Psychometrics, the demand for psychometricians is always high. Psychometrics is a very specialized field and there is always a shortage of qualified individuals. The Bureau of Labor Statistics reports that Oklahoma has little to no survey researchers. A credential such as the proposed graduate certificate would qualify professionals to conduct survey research for entities such as the Oklahoma Department of Education and other governmental agencies or business.

Student demand. The proposed program is expected to meet the enrollment and graduation standards by the established deadline prior to final approval by the State Regents as shown in the following table.

Productivity Category	Criteria	Deadline
Minimum Enrollment of majors in the program	6	Fall 2022
Minimum Graduates from the program	5	2022-2023

Duplication and impact on existing programs. There are no Graduate Certificate in Educational and Psychological Measurement programs offered in Oklahoma. A system wide letter of intent was communicated by email on June 29, 2018. Northeastern State University (NSU) requested a copy of the proposal, which was sent August 9, 2018. Neither NSU nor any other State System institution notified State Regents' staff of a protest to the proposed program. Approval will not constitute unnecessary duplication.

Curriculum. The proposed Graduate Certificate in Educational and Psychological Measurement program will consist of 12 total credit hours as shown in the following table. No new courses will be added to OSU's inventory and the curriculum is detailed in the attachment (Attachment B).

Content Area	Credit Hours
Required Courses	3

Total | **12**

Faculty and staff. Existing faculty will teach the proposed program.

Delivery method and support services. Courses required for the proposed program will be delivered in both face-to-face and online format. Those courses offered online will be delivered primarily through BrightSpace and will incorporate features within the software, including uploaded video lectures, links to additional reading tools, quizzes, and discussion boards to facilitate student-to-student and student-to-instructor conversations. The library, classroom, and lab space are adequate for the degree program.

Financing. The proposed program will be offered on a self-supporting basis and the current tuition and fee structure will be sufficient to adequately fund the program. No additional funding is requested from the State Regents to support the program.

Program resource requirements. Program resource requirements for the Graduate Certificate in Educational and Psychological Measurement are shown in the following tables.

A. Funding Sources	Year of Program				
	1 st Year	2 nd Year	3 rd Year	4 th Year	5 th Year
Total Resources Available from Federal Sources	\$0	\$0	\$0	\$0	\$0
Total Resources Available from Other Non-State Sources	\$0	\$0	\$0	\$0	\$0
Existing State Resources	\$0	\$0	\$0	\$0	\$0
State Resources Available through Internal Allocation and Reallocation	\$19,066	\$17,386	\$18,207	\$17,527	\$17,347
<i>Explanation: The amounts above reflect current funds internally allocated to the REMS department.</i>					
Student Tuition	\$5,359	\$8,039	\$10,718	\$13,398	\$16,078
<i>Narrative/Explanation: OSU anticipates enrolling 2, 3, 4, 5, and 6 students in years 1 through 5. The amounts above were calculated based on students completing 12 credit hours in one academic year and tuition of \$223.30 per credit hour.</i>					
TOTAL	\$24,425	\$25,425	\$28,925	\$30,925	\$33,425

B. Breakdown of Budget Expenses/Requirements	Year of Program				
	1 st Year	2 nd Year	3 rd Year	4 th Year	5 th Year
Administrative/Other Professional Staff	\$1,000	\$1,000	\$2,500	\$2,500	\$2,500
<i>Explanation: The amounts above reflect a portion of salary for staff to provide support in the scheduling of classes and assisting faculty with course needs.</i>					
Faculty	\$16,425	\$16,425	\$16,425	\$16,425	\$16,425
<i>Explanation: The current average salary of the REMS faculty is \$65,699.21. Faculty are under a 1.00 FTE, teaching 4-5 courses per academic year. The REMS department approximates that half of the</i>					

students enrolled in each of the courses within this certificate will officially declare the certificate and their program of study. As such, the budget expenses for faculty for courses related to this certificate are .25.

Graduate Assistants	\$3,000	\$4,000	\$5,000	\$6,000	\$8,000
<i>Explanation: The amounts above are budgeted for Graduate Assistants who may facilitate online courses and grade assignments.</i>					
Student Employees	\$0	\$0	\$0	\$0	\$0
Equipment and Instructional Materials	\$3,000	\$3,000	\$4,000	\$5,000	\$5,500
<i>Explanation: The amounts above will be used to maintain computers necessary for courses, for supplies, and supplemental software.</i>					
Library	\$0	\$0	\$0	\$0	\$0
Contractual Services	\$0	\$0	\$0	\$0	\$0
Other Support Services	\$0	\$0	\$0	\$0	\$0
Commodities	\$0	\$0	\$0	\$0	\$0
Printing	\$1,000	\$1,000	\$1,000	\$1,000	\$1,000
<i>Explanation: The amounts above are budgeted for printing exams, in-class worksheets, and other materials being provided to students.</i>					
Telecommunications	\$0	\$0	\$0	\$0	\$0
Travel	\$0	\$0	\$0	\$0	\$0
Awards and Grants	\$0	\$0	\$0	\$0	\$0
TOTAL	\$24,425	\$25,425	\$28,925	\$30,925	\$33,425

Graduate Certificate in School Library Certification

Program purpose. The proposed program is specifically designed for students who already hold a master's degree and initial teacher certification and want to become certified as a School Library Media Specialist.

Program rationale and background. OSU reports that there are currently 23 students enrolled in the course work as either master's degree-seeking students or non-degree seeking students with the goal of only completing the courses needed to qualify for certification as a School Library Media Specialist. The proposed program would allow faculty to better track and advise these students and also count them program completers.

Employment opportunities. There are currently approximately 1,248 certified school librarians in Oklahoma; however, many of them are reaching retirement age. According to data published by the Bureau of Labor Statistics, the national job growth outlook for certified school librarians is 9 percent through 2026. Similarly, the projected growth in Oklahoma, according to Oklahoma Employment Security Commission data, is 8 percent through 2026. The proposed graduate certificate will address the growing need for qualified school librarians by providing teachers with the appropriate course work needed to pass the required certification exam.

Student demand. The proposed program is expected to meet the enrollment and graduation standards by the established deadline prior to final approval by the State Regents as shown in the following table.

Productivity Category	Criteria	Deadline
Minimum Enrollment of majors in the program	7	Fall 2022
Minimum Graduates from the program	5	2022-2023

Duplication and impact on existing programs. The proposed Graduate Certificate in School Library Certification may share some similar content with the following program:

Institution	Existing Program
Northeastern State University	Graduate Certificate in School Library Media Specialist (140)

A system wide letter of intent was communicated by email on June 29, 2018. None of the State System institutions notified State Regents' staff of a protest to the proposed program. Due to distance between institutions and anticipated employment demand, approval will not constitute unnecessary duplication.

Curriculum. The proposed Graduate Certificate in School Library Certification program will consist of 18 total credit hours as shown in the following table. No new courses will be added to OSU's inventory and the curriculum is detailed in the attachment (Attachment C).

Content Area	Credit Hours
Required Courses	18
Total	18

Faculty and staff. Existing faculty will teach the proposed program.

Delivery method and support services. Courses required for the proposed program will be delivered online using the learning management system BrightSpace. Faculty will incorporate features within the software, including uploaded video lectures, links to additional reading tools, quizzes, and discussion boards to facilitate student-to-student and student-to-instructor conversations. The library, classroom, and lab space are adequate for the degree program.

Financing. The proposed program will be offered on a self-supporting basis and the current tuition and fee structure will be sufficient to adequately fund the program. No additional funding is requested from the State Regents to support the program.

Program resource requirements. Program resource requirements for the Graduate Certificate in School Library Certification are shown in the following tables.

A. Funding Sources	Year of Program				
	1 st Year	2 nd Year	3 rd Year	4 th Year	5 th Year
Total Resources Available from Federal Sources	\$0	\$0	\$0	\$0	\$0
Total Resources Available from	\$0	\$0	\$0	\$0	\$0

A. Funding Sources	Year of Program				
	1 st Year	2 nd Year	3 rd Year	4 th Year	5 th Year
Other Non-State Sources					
Existing State Resources	\$0	\$0	\$0	\$0	\$0
State Resources Available through Internal Allocation and Reallocation	\$0	\$0	\$0	\$0	\$0
Student Tuition	\$6,328	\$12,656	\$15,820	\$18,984	\$22,148
<i>Narrative/Explanation: OSU anticipates enrolling 2, 4, 5, 6, and 7 students each year in years 1 through 5. The amounts above were calculated based on students completing 9 credit hours in one academic year and tuition and fees of \$351.55 per credit hour.</i>					
TOTAL	\$6,328	\$12,656	\$15,820	\$18,984	\$22,148

B. Breakdown of Budget Expenses/Requirements	Year of Program				
	1 st Year	2 nd Year	3 rd Year	4 th Year	5 th Year
Administrative/Other Professional Staff	\$840	\$840	\$840	\$865	\$865
<i>Explanation: The amounts above represent 3 percent of the Administrative Support Specialist salary.</i>					
Faculty	\$5,250	\$5,250	\$5,250	\$5,408	\$5,408
<i>Explanation: The amounts above reflect salary for 20 percent of one course for each of three faculty members' teaching load per year. A 3 percent increase in salary was included in years 4 and 5.</i>					
Graduate Assistants	\$0	\$0	\$0	\$0	\$0
Student Employees	\$0	\$0	\$0	\$0	\$0
Equipment and Instructional Materials	\$0	\$0	\$0	\$0	\$0
Library	\$0	\$0	\$0	\$0	\$0
Contractual Services	\$0	\$0	\$0	\$0	\$0
Other Support Services	\$0	\$0	\$0	\$0	\$0
Commodities	\$0	\$0	\$0	\$0	\$0
Printing	\$50	\$50	\$50	\$50	\$50
<i>Explanation: The amounts above are budgeted for printing recruitment materials</i>					
Telecommunications	\$0	\$0	\$0	\$0	\$0
Travel	\$0	\$0	\$0	\$0	\$0
Awards and Grants	\$0	\$0	\$0	\$0	\$0
TOTAL	\$6,140	\$6,140	\$6,140	\$6,323	\$6,323

Graduate Certificate in Building Level Leadership

Program purpose. The proposed program is designed for degreed professionals seeking the necessary skills for principal certification.

Program rationale and background. Currently, candidates with master’s degrees in related fields who desire to earn building level certification through the Oklahoma State Department of Education are required to have on file, at an Oklahoma accredited institution of higher education, a declaration of intent to earn standard certification through completion of an approved alternative administrative preparation program. In order to fulfill this requirement, students enrolled in Education Leadership courses as non-degree seeking students. The proposed graduate certificate provides documentation of students enrolling in the course work and will enhance academic advisement of students. The courses required in the proposed certificate are current courses offered in the Master of Science in Educational Leadership Studies (437) School Administration option, which is accredited by the Council for the Accreditation of Educator Preparation.

Employment opportunities. Oklahoma Employment Security Commission data indicate an 8 percent increase through 2026 for Education Administrators. OSU believes a high quality certificate, such as the proposed Graduate Certificate in Building Level Leadership, will help to ensure graduates are prepared to take the required certification exam and that principals are equipped with the knowledge and skills needed for the multiple challenges required to be successful on the job.

Student demand. The proposed program is expected to meet the enrollment and graduation standards by the established deadline prior to final approval by the State Regents as shown in the following table.

Productivity Category	Criteria	Deadline
Minimum Enrollment of majors in the program	5	Fall 2022
Minimum Graduates from the program	5	2022-2023

Duplication and impact on existing programs. There are no Graduate Certificate in Building Level Leadership programs offered in Oklahoma. A system wide letter of intent was communicated by email on June 29, 2018. Northeastern State University (NSU) requested a copy of the proposal, which was sent August 9, 2018. Neither NSU nor any other State System institution notified State Regents’ staff of a protest to the proposed program. Approval will not constitute unnecessary duplication.

Curriculum. The proposed Graduate Certificate in Building Level Leadership program will consist of 12 total credit hours as shown in the following table. No new courses will be added to OSU’s inventory and the curriculum is detailed in the attachment (Attachment D).

Content Area	Credit Hours
Core Courses	6
Guided Electives	6
Total	12

Faculty and staff. Existing faculty will teach the proposed program.

Support services. The library, classroom, and lab space are adequate for the degree program.

Financing. The proposed program will be offered on a self-supporting basis and the current tuition and fee structure will be sufficient to adequately fund the program. No additional funding is requested from the State Regents to support the program.

Program resource requirements. Program resource requirements for the Graduate Certificate in Building Level Leadership are shown in the following tables.

A. Funding Sources	Year of Program				
	1st Year	2nd Year	3rd Year	4th Year	5th Year
Total Resources Available from Federal Sources	\$0	\$0	\$0	\$0	\$0
Total Resources Available from Other Non-State Sources	\$0	\$0	\$0	\$0	\$0
Existing State Resources	\$30,000	\$30,000	\$30,000	\$30,000	\$30,000
<i>Explanation: The amounts above reflect current allocation of .25 FTE faculty time for two faculty members to teach the courses in the proposed program.</i>					
State Resources Available through Internal Allocation and Reallocation	\$0	\$0	\$0	\$0	\$0
Student Tuition	\$13,998	\$13,998	\$13,998	\$13,998	\$13,998
<i>Narrative/Explanation: OSU anticipates enrolling 5 students each year in years 1 through 5. The amounts above were calculated based on students completing 12 credit hours in one academic year and tuition of \$223.27 per credit hour.</i>					
TOTAL	\$43,998	\$43,998	\$43,998	\$43,998	\$43,998

B. Breakdown of Budget Expenses/Requirements	Year of Program				
	1st Year	2nd Year	3rd Year	4th Year	5th Year
Administrative/Other Professional Staff	\$2,000	\$2,000	\$2,000	\$2,500	\$2,500
<i>Explanation: The amounts above reflect a portion of salary for staff to monitor student progress through the proposed program.</i>					
Faculty	\$30,000	\$30,000	\$30,000	\$32,000	\$32,000
<i>Explanation: These expenses reflect a percentage of combined faculty time allocated to teaching the courses required to earn the certificate. An increase in faculty expenses is included in years four and five due to anticipated transition of an assistant professor to an associate professor.</i>					
Graduate Assistants	\$4,000	\$4,000	\$4,000	\$4,000	\$4,000
<i>Explanation: The amounts above are budgeted for Graduate Assistants to help monitor student progress in portfolio completion.</i>					
Student Employees	\$0	\$0	\$0	\$0	\$0
Equipment and Instructional	\$2,500	\$2,500	\$2,500	\$2,500	\$2,500

Materials					
<i>Explanation: The amounts above are budgeted for potential expenses for copies and faculty resources such as textbooks.</i>					
Library	\$0	\$0	\$0	\$0	\$0
Contractual Services	\$0	\$0	\$0	\$0	\$0
Other Support Services	\$0	\$0	\$0	\$0	\$0
Commodities	\$0	\$0	\$0	\$0	\$0
Printing	\$2,000	\$2,000	\$2,000	\$2,000	\$2,000
<i>Explanation: The amounts above are budgeted for printing marketing and promotional materials.</i>					
Telecommunications	\$0	\$0	\$0	\$0	\$0
Travel	\$0	\$0	\$0	\$0	\$0
Awards and Grants	\$0	\$0	\$0	\$0	\$0
TOTAL	\$40,500	\$40,500	\$40,500	\$43,000	\$43,000

Graduate Certificate in District Level Leadership

Program purpose. The proposed program is designed for degreed professionals seeking the necessary skills for district level leadership or superintendent licensure.

Program rationale and background. Currently, candidates with master’s degrees in related fields who desire to earn district level certification through the Oklahoma State Department of Education are required to have on file, at an Oklahoma accredited institution of higher education, a declaration of intent to earn standard certification through completion of an approved alternative administrative preparation program. In order to fulfill this requirement, students enrolled in Education Leadership courses as non-degree seeking students. The proposed graduate certificate provides documentation of students enrolling in the course work and will enhance academic advisement of students. The courses required in the proposed certificate are current courses offered in the Doctor of Education in School Administration (067) program, which is accredited by the Council for the Accreditation of Educator Preparation.

Employment opportunities. The Oklahoma State Department of Education indicates that, between 2006 and 2011, 312 district superintendents resigned from their positions. Rural districts and urban districts are facing leadership challenges with the Oklahoma City Public School district replacing its superintendent five times since 2006. Similarly, three rural districts have replaced its superintendent each year between 2006 and 2011. Furthermore, Oklahoma Employment Security Commission data indicates an 8 percent increase through 2026 for Education Administrators. OSU believes a high quality certificate, such as the proposed program, will help to ensure that district level leaders are prepared for the multiple challenges required to be successful on the job.

Student demand. The proposed program is expected to meet the enrollment and graduation standards by the established deadline prior to final approval by the State Regents as shown in the following table.

Productivity Category	Criteria	Deadline
Minimum Enrollment of majors in the program	5	Fall 2022
Minimum Graduates from the program	5	2022-2023

Duplication and impact on existing programs. There are no Graduate Certificate in District Level Leadership programs offered in Oklahoma. A system wide letter of intent was communicated by email on June 29, 2018. Northeastern State University (NSU) requested a copy of the proposal, which was sent August 9, 2018. Neither NSU nor any other State System institution notified State Regents' staff of a protest to the proposed program. Approval will not constitute unnecessary duplication.

Curriculum. The proposed Graduate Certificate in District Level Leadership program will consist of 12 total credit hours as shown in the following table. No new courses will be added to OSU's inventory and the curriculum is detailed in the attachment (Attachment E).

Content Area	Credit Hours
Core Courses	6
Guided Electives	6
Total	12

Faculty and staff. Existing faculty will teach the proposed program.

Support services. The library, classroom, and lab space are adequate for the degree program.

Financing. The proposed program will be offered on a self-supporting basis and the current tuition and fee structure will be sufficient to adequately fund the program. No additional funding is requested from the State Regents to support the program.

Program resource requirements. Program resource requirements for the Graduate Certificate in District Level Leadership are shown in the following tables.

A. Funding Sources	Year of Program				
	1 st Year	2 nd Year	3 rd Year	4 th Year	5 th Year
Total Resources Available from Federal Sources	\$0	\$0	\$0	\$0	\$0
Total Resources Available from Other Non-State Sources	\$0	\$0	\$0	\$0	\$0
Existing State Resources	\$27,000	\$27,000	\$27,000	\$30,000	\$30,000
<i>Explanation: The amounts above reflect current allocation of .25 FTE faculty time for two faculty members to teach the courses in the proposed program.</i>					
State Resources Available through Internal Allocation and Reallocation	\$0	\$0	\$0	\$0	\$0
Student Tuition	\$8,398	\$8,398	\$11,198	\$13,998	\$13,998
<i>Narrative/Explanation: OSU anticipates enrolling 3, 3, 4, 5, and 5 students each year in years 1 through 5. The amounts above were calculated based on students completing 12 credit hours in one academic year and tuition of \$223.27 per credit hour.</i>					
TOTAL	\$35,398	\$35,398	\$38,198	\$43,998	\$43,998

B. Breakdown of Budget Expenses/Requirements	Year of Program				
	1st Year	2nd Year	3rd Year	4th Year	5th Year
Administrative/Other Professional Staff	\$1,500	\$1,500	\$1,500	\$2,000	\$2,000
<i>Explanation: The amounts above reflect a portion of salary for staff to monitor student progress through the proposed program. The costs in years four and five reflect anticipated growth in the number of students enrolled in the program.</i>					
Faculty	\$27,000	\$27,000	\$27,000	\$30,000	\$30,000
<i>Explanation: These expenses reflect a percentage of combined faculty time allocated to teaching the courses required to earn the certificate. An increase in faculty expenses is included in years four and five due to anticipated transition of an assistant professor to an associate professor.</i>					
Graduate Assistants	\$3,000	\$3,000	\$4,000	\$4,000	\$4,000
<i>Explanation: The amounts above are budgeted for Graduate Assistants to help monitor student progress in portfolio completion.</i>					
Student Employees	\$0	\$0	\$0	\$0	\$0
Equipment and Instructional Materials	\$1,000	\$1,000	\$1,000	\$2,000	\$2,000
<i>Explanation: The amounts above are budgeted for potential expenses for copies and faculty resources such as textbooks.</i>					
Library	\$0	\$0	\$0	\$0	\$0
Contractual Services	\$0	\$0	\$0	\$0	\$0
Other Support Services	\$0	\$0	\$0	\$0	\$0
Commodities	\$0	\$0	\$0	\$0	\$0
Printing	\$1,500	\$1,500	\$1,500	\$2,000	\$2,000
<i>Explanation: The amounts above are budgeted for printing marketing and promotional materials.</i>					
Telecommunications	\$0	\$0	\$0	\$0	\$0
Travel	\$0	\$0	\$0	\$0	\$0
Awards and Grants	\$0	\$0	\$0	\$0	\$0
TOTAL	\$34,000	\$34,000	\$35,000	\$40,000	\$40,000

Certificate in Family Financial Planning

Program purpose. The proposed certificate will provide students with the knowledge and skills needed to be successful in family financial planning, management and asset development.

Program rationale and background. The proposed certificate can be paired with many majors and can add a specialization area for students interested in understanding the role and effects of family finances. Additionally, individuals in local financial services industries could complete the certificate and meet the educational requirements for the Certified Financial Planner exam, which is the benchmark for the financial planning industry and increases credibility, employability, and earning potential. A report conducted by Hanover Research provided comparisons between the Department of Human Development

and Family Science and eight peer institutions. The report reflected strong demand for financial planning majors, indicating a 19.6 percent aggregate growth rate in demand for the program. The eight peer institutions graduated over 1,000 students in family financial planning and related areas.

Employment opportunities. Nationally, the Bureau of Labor Statistics projects career opportunities for Personal Financial Advisors to increase 15 percent through 2026. This is a much faster than average growth rate than other career fields. Oklahoma is expected to experience a similar growth rate for Personal Financial Advisors. According to the Oklahoma Employment Security Commission data, opportunities for these careers are expected to increase 14 percent through 2026.

Student demand. The proposed program is expected to meet the enrollment and graduation standards by the established deadline prior to final approval by the State Regents as shown in the following table.

Productivity Category	Criteria	Deadline
Minimum Enrollment of majors in the program	9	Fall 2020
Minimum Graduates from the program	1	2020-2021

Duplication and impact on existing programs. The proposed Certificate in Family Financial Planning may share some similar content with the following programs:

Institution	Existing Program
University of Central Oklahoma	Certificate in Financial Planning (226)
East Central University	Certificate in Business-Personal Financial Planning (510)

A system wide letter of intent was communicated by email on June 29, 2018. None of the State System institutions notified State Regents' staff of a protest to the proposed program. Due to distance between institutions and anticipated employment demand, approval will not constitute unnecessary duplication.

Curriculum. The proposed Certificate in Family Financial Planning program will consist of 18 total credit hours as shown in the following table. Seven new courses will be added to OSU's inventory and the curriculum is detailed in the attachment (Attachment F).

Content Area	Credit Hours
Guided Electives	18
Total	18

Faculty and staff. One new faculty member will be hired to teach the proposed program.

Support services. The library, classroom, and lab space are adequate for the degree program.

Financing. The proposed program will be offered on a self-supporting basis and the current tuition and fee structure will be sufficient to adequately fund the program. No additional funding is requested from the State Regents to support the program.

Program resource requirements. Program resource requirements for the Certificate in Family Financial Planning are shown in the following tables.

A. Funding Sources	Year of Program				
	1st Year	2nd Year	3rd Year	4th Year	5th Year
Total Resources Available from Federal Sources	\$0	\$0	\$0	\$0	\$0
Total Resources Available from Other Non-State Sources	\$0	\$0	\$0	\$0	\$0
Existing State Resources	\$0	\$0	\$0	\$0	\$0
State Resources Available through Internal Allocation and Reallocation	\$75,000	\$75,000	\$77,250	\$79,568	\$81,954
<i>Explanation: The amounts above are existing funds reallocated from a vacant gerontology faculty line to hire one new faculty member.</i>					
Student Tuition	\$9,342	\$14,013	\$21,798	\$23,355	\$24,912
<i>Narrative/Explanation: OSU anticipates enrolling 6, 9, 14, 15, and 16 students each year in years 1 through 5. The amounts above were calculated based on students completing 9 credit hours in one academic year and tuition of \$173 per credit hour.</i>					
TOTAL	\$84,342	\$89,103	\$99,048	\$102,923	\$106,866

B. Breakdown of Budget Expenses/Requirements	Year of Program				
	1st Year	2nd Year	3rd Year	4th Year	5th Year
Administrative/Other Professional Staff	\$0	\$0	\$0	\$0	\$0
Faculty	\$75,000	\$75,000	\$77,250	\$79,568	\$81,954
<i>Explanation: The amounts above represent the salary and benefits for 1 FTE faculty.</i>					
Graduate Assistants	\$6,840	\$6,840	\$13,680	\$13,680	\$13,680
<i>Explanation: The amounts above represent the salary and benefits for graduate assistants.</i>					
Student Employees	\$0	\$0	\$0	\$0	\$0
Equipment and Instructional Materials	\$1,252	\$1,500	\$2,445	\$3,002	\$4,559
<i>Explanation: The amounts above will be used to provide new faculty with financial planning industry support materials, reference books, and industry specific software.</i>					
Library	\$0	\$0	\$0	\$0	\$0
Contractual Services	\$1,250	\$1,500	\$1,500	\$2,500	\$2,500
<i>Explanation: The amounts above are budgeted for the Certified Financial Planner Board of Standards' initial program registration application fee and annual renewal fees, as well as institutional membership fees in multiple wealth management and financial planning professional organizations.</i>					
Other Support Services	\$0	\$0	\$0	\$0	\$0
Commodities	\$0	\$0	\$0	\$0	\$0

Printing	\$0	\$0	\$0	\$0	\$0
Telecommunications	\$0	\$0	\$0	\$0	\$0
Travel	\$0	\$4,173	\$4,173	\$4,173	\$4,173
<i>Explanation: The amounts above will be used to attend Certified Financial Planner related professional meetings.</i>					
Awards and Grants	\$0	\$0	\$0	\$0	\$0
TOTAL	\$84,342	\$89,013	\$99,048	\$102,923	\$106,866

Certificate in Career and Technical Education

Program purpose. The proposed program is designed to prepare students to become a Career Technology Education (CTE) teacher in Oklahoma.

Program rationale and background. Oklahoma currently has over 2600 CTE teachers. With changes in teacher certification, both nationally and in Oklahoma, alternative pathways to certification have developed. A beginning CTE teacher no longer is required to complete a bachelor's degree in education. A provisional certificate may be issued to individuals who do not have a college degree but have two years of full-time experience in a subject area taught in a career technology center. To obtain provisional certification, individuals who do not have a bachelor's degree must be willing to pursue one in any discipline. Individuals who possess a bachelor's degree and two years of experience may apply for the alternative certification program. The proposed certificate will provide a strong pedagogical background for these individuals who are not traditionally prepared as teachers and will provide a credential demonstrating preparation as a CTE teacher.

Employment opportunities. Oklahoma has 29 technology centers with 53 campuses throughout the state. The mission of technology centers is the preparation of both future and incumbent workers for a variety of areas in the workplace. Many of the fastest growing career fields in Oklahoma, such as health care and social assistance and professional, scientific, and technical services, require training available at a career technology center. However, Oklahoma is currently experiencing a shortage of certified teachers, including CTE certified teachers and according to Oklahoma Employment Security Commission data, career opportunities for CTE teachers are expected to increase 7 percent through 2026. According to the Oklahoma Department of Education, more than 1,800 emergency certifications were issued in 2017-2018. OSU intends to market the proposed certificate to those teachers who have emergency or alternative certification to ensure these teachers are better prepared to succeed in the classroom.

Student demand. The proposed program is expected to meet the enrollment and graduation standards by the established deadline prior to final approval by the State Regents as shown in the following table.

Productivity Category	Criteria	Deadline
Minimum Enrollment of majors in the program	12	Fall 2022
Minimum Graduates from the program	5	2022-2023

Duplication and impact on existing programs. There are no Certificate in Career and Technical Education programs offered in Oklahoma. A system wide letter of intent was communicated by email on June 29, 2018. None of the State System institutions notified State Regents' staff of a protest to the proposed program. Approval will not constitute unnecessary duplication.

Curriculum. The proposed Certificate in Career and Technical Education program will consist of 15 total credit hours as shown in the following table. No new courses will be added to OSU’s inventory and the curriculum is detailed in the attachment (Attachment G).

Content Area	Credit Hours
Guided Electives	15
Total	15

Faculty and staff. Existing faculty will teach the proposed program.

Support services. The library, classroom, and lab space are adequate for the degree program.

Financing. The proposed program will be offered on a self-supporting basis and the current tuition and fee structure will be sufficient to adequately fund the program. No additional funding is requested from the State Regents to support the program.

Program resource requirements. Program resource requirements for the Certificate in Career and Technical Education are shown in the following tables.

A. Funding Sources	Year of Program				
	1 st Year	2 nd Year	3 rd Year	4 th Year	5 th Year
Total Resources Available from Federal Sources	\$0	\$0	\$0	\$0	\$0
Total Resources Available from Other Non-State Sources	\$0	\$0	\$0	\$0	\$0
Existing State Resources	\$0	\$0	\$0	\$0	\$0
State Resources Available through Internal Allocation and Reallocation	\$0	\$0	\$0	\$0	\$0
Student Tuition	\$31,140	\$31,140	\$31,140	\$31,140	\$31,140
<i>Narrative/Explanation: OSU anticipates enrolling 12 students each year in years 1 through 5. The amounts above were calculated based on students completing 15 credit hours in one academic year and tuition of \$173 per credit hour.</i>					
TOTAL	\$31,140	\$31,140	\$31,140	\$31,140	\$31,140

B. Breakdown of Budget Expenses/Requirements	Year of Program				
	1st Year	2nd Year	3rd Year	4th Year	5th Year
Administrative/Other Professional Staff	\$0	\$0	\$0	\$0	\$0
Faculty	\$30,000	\$30,000	\$30,000	\$30,000	\$30,000
<i>Explanation: The amounts above were calculated using an average faculty salary of \$60,000. The cost of faculty for the proposed certificate has been calculated at .50 FTE.</i>					
Graduate Assistants	\$0	\$0	\$0	\$0	\$0
Student Employees	\$0	\$0	\$0	\$0	\$0
Equipment and Instructional Materials	\$0	\$0	\$0	\$0	\$0
Library	\$0	\$0	\$0	\$0	\$0
Contractual Services	\$0	\$0	\$0	\$0	\$0
Other Support Services	\$0	\$0	\$0	\$0	\$0
Commodities	\$0	\$0	\$0	\$0	\$0
Printing	\$1,140	\$1,140	\$1,140	\$1,140	\$1,140
<i>Explanation: The amounts above are budgeted for printing marketing and promotional materials.</i>					
Telecommunications	\$0	\$0	\$0	\$0	\$0
Travel	\$0	\$0	\$0	\$0	\$0
Awards and Grants	\$0	\$0	\$0	\$0	\$0
TOTAL	\$31,140	\$31,140	\$31,140	\$31,140	\$31,140

Attachments

**OKLAHOMA STATE UNIVERSITY
MASTER OF SCIENCE IN FAMILY AND CONSUMER SCIENCES EDUCATION**

Program Requirements	Credit Hours	
Core Courses	21	
*HDFS 5963	Evaluation and Assessment in Family and Consumer Sciences Programs	3
*HDFS 5823	History and Philosophy of Family and Consumer Sciences Education	3
*HDFS 5833	Occupational Programs in Family and Consumer Sciences	3
*HDFS 5843	Reading in the Content Areas of Family and Consumer Sciences Education	3
*HDFS 5953	Research Experience in Family and Consumer Sciences	3
*HDFS 5993	Special Topics in Family and Consumer Sciences Education: 4-H and FCCLA	3
*HSFS 5873	Technology in Family and Consumer Sciences Programs	3
Specialization Course	3	
*HDFS 5973 or *HDFS 5983	Administration of Family and Consumer Sciences Education Programs Techniques of Supervision in Family and Consumer Sciences Programs	3
Guided Electives	9	
Select 9 credit hours from the following		
*HDFS 5853	Adolescent Learners in Family and Consumer Sciences Programs	3
*HDFS 5943	Development of Instructional Materials for Family and Consumer Sciences Programs	3
*HDFS 4913	Instructional Methods in Family and Consumer Sciences (approved for graduate credit)	3
*HDFS 5883	Education in a Pluralistic Society	3
*HDFS 5863	Exceptional Learners in the Secondary Classroom	3
*HDFS 5893	Addressing Family Issues and Public Policy through Family and Consumer Sciences Education	3
HS 5110	Directed Studies in Human Sciences	3
Project	3	
HDFS 5160	Master's Creative Component	3
Total	36	

*Denotes new courses

OKLAHOMA STATE UNIVERSITY
 GRADUATE CERTIFICATE IN EDUCATIONAL AND PSYCHOLOGICAL MEASUREMENT

Program Requirements		Credit Hours
Required Courses		3
REMS 5953	Statistical Methods in Education	3
Guided Electives		9
Select three of the following		
REMS 5373	Educational Measurements	3
REMS 6023	Psychometric Theory	3
REMS 6033	Factor Analysis in Behavioral Research	3
REMS 6673	Item Response Theory	3
Total		12

**OKLAHOMA STATE UNIVERSITY
GRADUATE CERTIFICATE IN SCHOOL LIBRARY CERTIFICATION**

Program Requirements		Credit Hours
Required Courses		18
LBSC 5113	Selection and Organization of Educational Materials	3
LBSC 5613	Library Networks and Databases	3
LBSC 5823	Administration of School Library and Technology Programs	3
CIED 5353	Literature for Children, Adolescents and Adults	3
CIED 5443	Teaching Reading with Literature	3
EDTC 5103	Advanced Computer Applications in the Classroom	3
Total		18

**OKLAHOMA STATE UNIVERSITY
GRADUATE CERTIFICATE IN BUILDING LEVEL LEADERSHIP**

Program Requirements	Credit Hours
Required Courses	6
EDLE 5813 Leadership Theory and Ethical Decision Making	3
EDLE 5953 Development of Educational Organizations	3
Guided Electives	6
Select 6 credit hours from the following	
EDLE 5253 The Principalship	3
EDLE 5723 Education Law	3
EDLE 5353 Special Topics in School Finance Policy	3
EDLE 5473 Supervision of Instruction	3
EDLE 5893 Field Studies Internship II	3
Total	12

**OKLAHOMA STATE UNIVERSITY
GRADUATE CERTIFICATE IN DISTRICT LEVEL LEADERSHIP**

Program Requirements	Credit Hours
Required Courses	6
EDLE 6873 Leading Schools with Data	3
EDLE 6633 School Leadership and Community Collaboration	3
Guided Electives	6
Select 6 credit hours from the following	
EDLE 6493 School Improvement/Reform Practices	3
EDLE 6483 School Leadership, Culture, and Ethics	3
EDLE 6853 Research Traditions in Educational Leadership	3
EDLE 6353 Superintendency	3
EDLE 6363 Special Topics in School Finance Policy	3
EDLE 6393 The Human Factor in Administering Schools	3
EDLE 6453 Special Topics in School Law	3
EDLE 6893 Field Studies Internship II	3
Total	12

**OKLAHOMA STATE UNIVERSITY
CERTIFICATE IN FAMILY FINANCIAL PLANNING**

Program Requirements	Credit Hours
Required Courses	18
Students must complete a minimum of 18 credit hours	
*FFP 3803	3
*FFP 3813	3
*FFP 3823	3
*FFP 3833	3
*FFP 4813	3
*FFP 4823	3
*FFP 4933	3
Total	18

*Denotes new courses

**OKLAHOMA STATE UNIVERSITY
CERTIFICATE IN CAREER AND TECHNICAL EDUCATION**

Program Requirements	Credit Hours	
Guided Electives	15	
Select 15 credit hours from the following		
CTED 3203	Foundations of Career and Technical Education	3
CTED 4103	Instructional Procedures in Career and Technical Education	3
CTED 4010	Career and Technical Education Workshop	1-3
CTED 4110	Career and Technical Information	1-3
CTED 4123	Coordinating Career and Technical Student Organizations and Activities	3
CTED 4213	Safety, Organization and Management of Learning Facilities	3
CTED 4343	Occupational Analysis and Curriculum Development	3
CTED 4673	Current Issues in Career and Technical Education	3
CTED 4683	Legal Issues in Career and Technical Education	3
Total		15

Meeting of the
OKLAHOMA STATE REGENTS FOR HIGHER EDUCATION
October 25, 2018

AGENDA ITEM #7-b:

New Programs.

SUBJECT: Oklahoma City Community College. Approval to offer the Associate in Science in Diversified Studies.

RECOMMENDATION:

It is recommended that the State Regents approve Oklahoma City Community College's request to offer the Associate in Science in Diversified Studies via traditional and electronic delivery, with the stipulation that continuation of the program will depend upon meeting the criteria established by the institution and approved by the State Regents, as described below.

- **Associate in Science in Diversified Studies.** Continuation beyond Fall 2020 will depend upon meeting the following criteria:
Majors enrolled: a minimum of 25 students in Fall 2019; and
Graduates: a minimum of 5 students in 2019-2020.

BACKGROUND:

Academic Plan

Oklahoma City Community College's (OCCC) 2018-2019 Academic Plan lists the following institutional priorities and new funding initiatives:

(General) A total 31 2+2 articulation agreements were finalized with OU and USAO. Collaboration with UCO resulted in 50 2+2 articulation agreements, and a Teaching Scholars' Program agreement with OCU. All transfer programs will continue a strong focus on transfer agreements with 4-year transfer institutions.

(Arts, English, and Humanities) Update OCCC website with degree sheets and University transfer specifics for all programs to increased transparencies toward degree completion and Education degree pursuits (including articulation agreements);

Continue development of Diversified Studies program growth and improvement toward improved pathways for students to tailor their program of study for specific 4-year degree paths;

Finalize 2+2 Articulation agreements in process with UCO, OCU, and OU;

Continue growth of partnerships with 4-year transfer schools for Pre-Education and Secondary Education pathways including collaboration of entry level education courses taught on OCCC campus by 4-year partnership Universities;

Finalize degree and transfer option curricular changes in the Music Program to strengthen both transfer and career needs in the fields of Music Therapy and Music Education;

Explore degree and transfer options for Journalism and Broadcasting program;

Addition of instructor supports and training for increasing course supports and teaching strategies for International, at-risk, low-income, and reading/writing challenged students;

Increase hybrid course offerings;

Reduce time to graduation with continued emphasis on co-requisite English Composition model and alternative student placement.

(Business and IT) Computer Science Program Option: Virtual Reality (VR) Programming Certificate - U.S. Bureau of Labor Statistics project 24 percent occupational growth in software developers. VR Programmers are needed to develop software that can be used in all types of virtual reality applications where simulations require detailed information to accurately depict real world environments for education and instructional purposes.

(Health Professions) Finalize the development of the Anesthesia Technology program with implementation date now set for June 2019. Emphasis will be on faculty recruitment and community marketing to include healthcare facilities, high school and technology centers as well as students currently enrolled at OCCC. Several grants have been submitted to assist in an aggressive marketing and recruitment plan slated to start in July 2018.

Continue to recruit students for the newly implemented bi-annual entry into the Baccalaureate to Associate Degree Nurse Pathway (BADNAP). Twenty-nine students were admitted in January with the target enrollment set at forty-five twice yearly.

Continue to research the feasibility of implementation of a Cardiovascular Technology – Invasive degree. Focus will center around a thorough community needs assessment, workforce demand, potential earnings, start-up costs and student interest.

Research the feasibility of implementation of a Neurodiagnostic Technology degree. Focus will center around a thorough community needs assessment, workforce demand, potential earnings, start-up costs and student interest.

Research the feasibility of implementation of a Sterile Processing technician degree. Focus will center around a thorough community needs assessment, workforce demand, potential earnings, start-up costs and student interest.

Programs under consideration include:

- Associate of Applied Science in Cardiovascular Technology – Invasive

(Science, Engineering, and Math) Reduce time to graduation by continuing development and implementation of co-requisite remediation offerings;

Promote ease of transfer by developing and signing additional 2+2 articulation agreements in STEM areas with regional and comprehensive universities across the state and region;

Enhance workforce development through focused recruiting into the Engineering Technology program. Expand engineering technology program to include additional fields of expertise;

Institute new cohort-based system of course offerings in the Clinical Research Coordinator program.

(Social Sciences) As a part of the Title III grant, Political Science professors worked to redesign POLSC 1113 American Federal Government during the 2017-18 academic year and will continue to gain perspective from adjunct instructors and monitor student success improvements along with necessary modifications.

Programs under consideration include:

- Associate of Applied Science in Sterile Processing
- Associate of Applied Science in Cardiovascular Technology – Invasive
- Associate of Applied Science in Neurodiagnostic Technology
- Associate of Applied Science in Engineering Technology – Various options and partnerships that include:
 - Electronics Option
 - Health Equipment Technology Option
 - Certificate in Engineering Technology
 - Civil Engineering Technology Option
 - Aerospace Technology Option

Certificates of Mastery under consideration within the current programs of study include:

- Certificate of Mastery in Accounting Assistant
- Certificate of Mastery in Customer Service
- Certificate of Mastery in Engineering Technology
- Certificate of Mastery in Leadership in the Workplace
- Certificate of Mastery in Neurodiagnostic Technology
- Certificate of Mastery in Nutritional Sciences
- Certificate of Mastery in Paramedic Critical Care
- Certificate of Mastery in Social and Human Services
- Certificate of Mastery in Sterile Processing
- Certificate of Mastery in Virtual Reality Programming
-

APRA Implementation

In August 1991, the State Regents launched the Academic Planning/Resource Allocation (APRA) initiative, which was based on the principle that institutional officials would prioritize their programs and activities, and then fund higher priority activities at levels that ensured quality. In times of flat or declining budgets or financial constraints, institutions are expected to reallocate resources from lower priority activities to higher priority activities, rather than reducing quality by funding lower priority activities at the same rate as higher priority activities.

Since 1992, OCCC has taken the following program actions in response to APRA:

71	Degree and/or certificate programs deleted
70	Degree and/or certificate programs added

Program Review

OCCC offers 68 degree and/or certificate programs as follows:

22	Certificates
27	Associate in Arts or Science Degrees
19	Associate in Applied Science Degrees
0	Baccalaureate Degrees
0	Master's Degrees
0	Doctoral Degrees
0	First Professional Degrees

All of these programs were reviewed in the past five years with the exception of those programs with specialty accreditation. Programs with specialty accreditation are aligned with OCCC's program review schedule as appropriate. Thus, if a professional program received a ten-year accreditation, it would not be reviewed for ten years, which is an approved exception to State Regents' policy.

Program Development Process

OCCC's faculty developed the proposal, which was reviewed and approved by institutional officials. OCCC's governing board approved delivery of the Associate in Science in Diversified Studies at their April 16, 2018 meeting. OCCC requests authorization to offer this program as outlined below.

POLICY ISSUES:

This action is consistent with the Academic Program Approval and Distance Education and Traditional Off-Campus Courses and Programs policies.

ANALYSIS:

Associate in Science in Diversified Studies

Program purpose. The purpose of the proposed program is to provide students a pathway for transferring to a four-year institution.

Program rationale and background. OCCC currently offers an Associate in Arts (AA) in Diversified Studies (010), which is an integral degree to students transferring to a variety of degree programs at a four-year university. The diversified studies degree provides students a great amount of flexibility in course selection, allowing students to tailor their degree plan to meet their educational needs and goals. The AA in Diversified Studies is one of OCCC's highest producing programs for enrollment and graduates and has a five-year average of 962 students enrolled and 557 graduates. Adding an Associate in Science program will provide those students more interested in STEM related career fields the opportunity to select major courses that will better transfer into similar programs at a four-year institution.

Employment opportunities. The proposed program is not designed to lead to immediate employment upon graduation, but to provide students with a foundation of coursework to seamlessly transfer to a four-year institution. Many of the students pursuing the proposed program may be interested in computer and mathematical occupations, architecture and engineering occupations, or life, physical, and social science occupations. According to Oklahoma Employment Security Commission data, career opportunities in these fields are expected to increase as much as 10 percent through 2026. Additionally, many of the occupations within these areas are listed on Oklahoma 2018 Critical Occupations list. The proposed program will allow students to develop a degree plan that will best prepare them for continuing their education and completing a bachelor's degree and meet the workforce demands in these career fields.

Student demand. The proposed program is expected to meet the enrollment and graduation standards by the established deadline prior to final approval by the State Regents as shown in the following table.

Productivity Category	Criteria	Deadline
Minimum Enrollment of majors in the program	25	Fall 2019
Minimum Graduates from the program	5	2019-2020

Duplication and impact on existing programs. The proposed Associate in Science in Diversified Studies may share some similar content with the following programs:

Institution	Existing Program
Southwestern Oklahoma State University	Associate in Science in General Studies (121)
Langston University	Associate in Arts in General Studies (072)
Oklahoma Panhandle State University	Associate in Arts in General Studies (039)
Eastern Oklahoma State College	Associate in Arts in General Studies (044)
Northeastern Oklahoma A&M College	Associate in Arts in General Studies (110)
Carl Albert State College	Associate in Arts in General Studies (039)
Redlands Community College	Associate in Arts in General Studies (070)

A system wide letter of intent was communicated via email on April 2, 2018. None of the State System institutions notified the State Regents’ office of a protest. Due to distance between institutions and employment demand, approval will not constitute unnecessary duplication.

Curriculum. The proposed degree program will consist of 61 total credit hours as shown in the following table. No new courses will be added and the curriculum is detailed in the attachment (Attachment A).

Content Area	Credit Hours
General Education	38
Major Requirements	23
Total	61

Faculty and staff. Existing faculty will teach the proposed program.

Delivery method and support services. OCCC will deliver the program using the learning management system, Moodle. Moodle offers collaborative tools and activities which will allow faculty to upload files and assignments, as well as grade and provide feedback on work submitted. Chat and forum features allow for both synchronous and asynchronous discussions. Online resources such as the Virtual Learning Center will also support students. The Center for Learning and Teaching provides cameras, captioning, and other technologies for faculty to incorporate into their online courses. The library, classroom, and lab space are adequate for this degree program.

Financing. The proposed degree program will be offered on a self-supporting basis and the current tuition and fee structure will be sufficient to adequately fund the program. No additional funding is requested from the State Regents to support the degree program.

Program resource requirements. Program resource requirements for the Associate in Science in Diversified Studies are shown in the following tables.

A. Funding Sources	Year of Program				
	1 st Year	2 nd Year	3 rd Year	4 th Year	5 th Year
Total Resources Available from Federal Sources	\$0	\$0	\$0	\$0	\$0
Total Resources Available from Other Non-State Sources	\$0	\$0	\$0	\$0	\$0
Existing State Resources	\$0	\$0	\$0	\$0	\$0
State Resources Available through Internal Allocation and Reallocation	\$0	\$0	\$0	\$0	\$0
Student Tuition	\$57,983	\$59,142	\$60,325	\$61,532	\$62,762
<i>Explanation and Calculations: Tuition was calculated based \$100.84 per credit hour and enrolling 25 students in years 1 through 5. OCCC anticipates students completing the 23 credit hours of support courses in one academic year. General Education courses were not considered in the calculation of tuition.</i>					
TOTAL	\$57,983	\$59,142	\$60,325	\$61,532	\$62,762

B. Breakdown of Budget Expenses/Requirements	Year of Program				
	1 st Year	2 nd Year	3 rd Year	4 th Year	5 th Year
Administrative/Other Professional Staff	\$2,000	\$2,040	\$2,080	\$2,122	\$2,164
<i>Explanation: Cost of division assistance across disciplines.</i>					
Faculty	\$49,335	\$50,321	\$51,328	\$52,354	\$53,401
<i>Explanation: Cost of adjunct instructors in support of the program.</i>					
Graduate Assistants	\$0	\$0	\$0	\$0	\$0
Student Employees	\$0	\$0	\$0	\$0	\$0
Equipment and Instructional Materials	\$0	\$0	\$0	\$0	\$0
Library	\$0	\$0	\$0	\$0	\$0
Contractual Services	\$0	\$0	\$0	\$0	\$0
Other Support Services	\$0	\$0	\$0	\$0	\$0
Commodities	\$0	\$0	\$0	\$0	\$0
Printing	\$1,000	\$1,020	\$1,040	\$1,061	\$1,082
<i>Explanation: Covers cost of program-specific printing.</i>					

Telecommunications	\$0	\$0	\$0	\$0	\$0
Travel	\$0	\$0	\$0	\$0	\$0
Awards and Grants	\$0	\$0	\$0	\$0	\$0
TOTAL	\$52,335	\$53,381	\$54,448	\$55,537	\$56,647

Attachment

**OKLAHOMA CITY COMMUNITY COLLEGE
ASSOCIATE IN SCIENCE IN DIVERSIFIED STUDIES**

Degree Requirements		Credit Hours
General Education		38
ENGL 1113	English Composition I	3
ENGL 1213	English Composition II	3
POLSC 1113	American Federal Government	3
HIST 1483 or HIST 1493	History to the Civil War History Since the Civil War	3
PHIL 1123	Critical Thinking	3
HUM 2233	Humanities Modern	3
MATH 2013	Introduction to Statistics	3
PSY 1113	Introduction to Psychology	3
GEOG 2603	World Regional Geography	3
COM 2213	Introduction to Public Speaking	3
CHEM 1103	Chemistry Around Us	3
BIO 1114	General Biology (Non-Majors)	4
SCL 1001	Success in College and Life	1
Major Requirements		23
Students must select 23 credit hours to complete the degree. A majority of the courses must come from scientific fields.		
Total		61

Meeting of the
OKLAHOMA STATE REGENTS FOR HIGHER EDUCATION
October 25, 2018

AGENDA ITEM #8:

Teacher Education.

SUBJECT: Approval of revisions to the Teacher Education policy.

RECOMMENDATION:

It is recommended that the State Regents approve revisions to the Teacher Education policy, as described below.

BACKGROUND:

The Oklahoma State Regents for Higher Education established the Teacher Education policy to enhance the quality of teacher education within the State System. The policy sets the minimum admission standards for entry into teacher education programs, as well as the guidelines for facilitating the transfer of course work for teacher education students. Also included in the policy are general education curriculum requirements for early childhood, elementary, and special education students, requirements for secondary education teachers, suggested teacher education program requirements, and guidelines for the preparation of teachers by teacher education program faculty.

The Teacher Education policy has three primary segments which outline the provisions listed above: (1) Criteria for Admission to Teacher Education, (2) Degree Requirements and Guidelines for Articulation, and (3) Professional Teacher Education Guidelines. These segments, once separate policies, were revised over the years and eventually combined on June 29, 2006 to create the overall Teacher Education policy. The Criteria for Admission to Teacher Education requires students to meet one of four performance criteria to enter a teacher education program. The Degree Requirements and Guidelines for Articulation outline the articulation of courses between community colleges and universities with teacher preparation programs, as well as the course requirements for teacher preparation students. Lastly, the Professional Teacher Education Guidelines address requirements for teacher education faculty to help them remain effective practitioners in the classroom.

POLICY ISSUES:

The policy changes are pursuant to 70 O.S. §6-182, and align with provisions found in the Office of Educational Quality and Accountability Administrative Code, Title 218 Chapter 10. The statutory requirements modify language regarding teacher residency and residency committees.

ANALYSIS:

The Teacher Education policy is reflective of the high quality expected in teacher preparation programs within the State System. Modifications to the policy are driven by statutory and accreditation requirements, professional standards, and effective practice.

Teacher preparation faculty and students are held to high levels of accountability to ensure that Oklahoma has the most well-prepared and effective teachers for its classrooms.

A copy of the proposed revisions is attached. A summary of the proposed revisions is provided below.

- **3.21.2 Definitions** – Changes the name of the terms “Residency Committee” and “Resident Teacher” and modifies the definition for these terms, including the definition of “Mentor Teacher.”
- a.
- **3.21.7 Guidelines for Participation on Residency Year Committees** – Deletes “Residency Year” in the subheading and changes it to “Induction.” All subsequent terms with references to “Resident” or “Residency” are replaced with terminology that reflects the “Induction” program.
- b.

It is recommended that the State Regents approve the proposed revisions to the Teacher Education policy.

Attachment

[Policy Excerpt]

3.21 TEACHER EDUCATION

3.21.1 Purpose

In order to provide the best possible education for teachers prepared within the State System, the State Regents have adopted this policy to enhance the quality of teacher education. This policy includes the State Regents' teacher education admission policies and program requirements; guidelines for facilitating the transfer of course work for teacher education majors; general education curriculum required for early childhood, elementary, and special education majors; requirements for secondary education majors; and guidelines for the preparation of teachers by teacher education program faculty.

3.21.2 Definitions

The following words and terms, when used in the Chapter, shall have the following meaning, unless the context clearly indicates otherwise:

“Cumulative Grade Point Average (CGPA)” is the average of a student’s earned grades calculated by point values assigned to letter grades that includes grades for all attempted regularly-graded course work, including activity courses and forgiven course work. The use of the CGPA on the transcript is optional, but it may be used to determine financial aid eligibility, admission to graduate or professional programs, or for graduation honors.

“General Education” is a standard curriculum required in all undergraduate programs. The general education curriculum provides broad exposure to multiple disciplines and emphasizes the learning of facts, values, understandings, skills, attitudes, and appreciations believed to be meaningful concerns that are common to all students by virtue of their involvement as human beings living in a global society.

“Mentor Teacher” is ~~a any teacher holding a standard certificate who is employed in a school district to serve as a teacher and~~ who has been appointed to provide guidance, support, coaching, and assistance to ~~a resident teacher~~ an inductee (novice teacher) employed by the school district. A mentor teacher shall be a current or former classroom teacher and have a minimum of two (2) years of classroom teaching experience as a certified teacher.

“Retention/Graduation Grade Point Average (hereinafter referred to as GPA unless preceded by another descriptor such as ‘high school’)” is the average of a student’s earned grades calculated by point values assigned to letter grades that is used to determine a student’s eligibility to remain enrolled or graduate from an institution. Activity courses and forgiven course work are not calculated in the GPA. Refer to the State Regents’ *Grading* policy. This GPA may be used to determine financial aid or eligibility, admission to graduate or professional programs, or for graduation honors.

~~“Residency Committee”~~ “Induction” is ~~a committee program~~ a committee program in a school district for the purpose of providing professional support, mentorship and coaching to ~~the resident teacher~~ educators at the beginning of their careers or as they transition to new roles within a school or district.

~~“Resident Teacher”~~ “Inductee” is a any certified teacher who is employed to teach in an accredited school and whom the school district has elected to place under the guidance and assistance of a mentor teacher ~~or and residency induction~~ committee. Inductees shall include those individuals having completed the program of the college or school of education of the accredited institution of higher education from which the person has been graduated, and shall have successfully completed the competency examination in areas of approval in which the inductee seeks certification, those individuals eligible for the alternative placement teaching certificate, and those individuals issued an emergency or provisional certificate.

“Teacher Candidate / Teacher Education Student (unless presented in the context of P-12 descriptors)” are used interchangeably and refer to a current college level student, not yet graduated, who has been admitted into a professional teacher education program and is being prepared to become a certified teacher.

3.21.3 Criteria for Admission to Teacher Education Programs

This section includes the criteria for admission to teacher education programs. Students may qualify for admission to teacher education in Oklahoma system institutions of higher education by meeting one of the four performance criteria described below:

- A. Achieve a GPA of 3.0 or higher in all general education courses.
- B. Students qualify for admission if they achieve a minimum GPA of 3.0 or higher on a 4.0 scale in all general education courses (a minimum of 30 hours) as defined in the State Regents’ *Undergraduate Degree Requirements* policy and the Office of Educational Quality and Accountability Administrative Code, Title 218 Chapter 10.
- C. Score at or above the level designated by the State Regents for math, reading, and writing on the PRAXIS Core Academic Skills for Educators Test (PRAXIS). Students who score below the designated level on any section(s) of the PRAXIS test will be permitted to retest.
- D. The PRAXIS test is an acceptable performance measure for students who have completed at least 30 credit hours.
- E. Achieve a passing score at the performance benchmark required by the Oklahoma Office of Educational Quality and Accountability (OEQA) for state certification on the Oklahoma General Education Test (OGET).
- F. Possess a Baccalaureate degree from an institution accredited by a national or regional accrediting agency which is recognized by the Secretary of the U.S. Department of Education and approved by the Oklahoma State Regents for Higher Education.
- G. Baccalaureate degree graduates from regionally or nationally accredited universities in the United States are assumed to have the basic skill competencies tested by the OGET and PRAXIS. These graduates may be exempt from these testing requirements.

Institutional and individual programs admission policies should be considered minimum. Institutions are encouraged to propose more rigorous standards for approval by the State

Regents. These standards should be based on indices which have been shown to be related to success in teacher education programs.

3.21.4 Degree Requirements and Guidelines for Articulation of Teacher Education Programs

The offering of courses and programs classified as professional teacher education is reserved to those universities with approved degree programs leading toward certification as a public school teacher, administrator, or other school professional. These universities may accept transfer coursework from community colleges and/or other universities at their discretion, according to the State Regents *Undergraduate Transfer and Articulation* policy.

Community colleges are approved to offer paraprofessional programs in areas related to, but not identical with, teacher education. Such programs, including early childhood education and child development, frequently utilize course content which is similar to that of professional teacher education courses; however, these courses may not be equivalent. Articulation of courses between community colleges and universities with teacher education programs is at the discretion of the teacher preparation program at the university and must adhere to teacher preparation requirements.

The course requirements listed below are mandatory for teacher education candidates. Community colleges are encouraged to have an active role in providing the general education courses necessary for teacher education candidates to meet these requirements. Select requirements are listed:

- A. Students majoring in early childhood, elementary, and special education are required to successfully complete a minimum of 12 credit hours in general education course work in each of the academic core areas: English, mathematics, science, and social sciences. These courses may be taken at either a community college or university.
- B. Students majoring in secondary and elementary/secondary education are required to have an undergraduate major, or its equivalent, in a subject area, pursuant to the OEQA Administrative Code, Title 218 Chapter 10.
- C. Institution officials are permitted to select the course work in each of the core areas (English, mathematics, science, and social sciences) that is appropriately suited to meet the established teacher preparation competencies and related assessments. However, professional education courses (methods courses) may not be included in the minimum twelve-hour blocks.
- D. College and university officials are to review the mathematics curriculum and develop and/or modify courses that will meet the standards proposed by the National Council of Teachers of Mathematics.
- E. Teacher preparation programs at the pre-service level shall require that teacher candidates demonstrate listening and speaking skills at the novice-high level, as defined by the American Council on the Teaching of Foreign Languages, for a language other than English, including American Sign Language. The assessment for such competency may occur at any point in the teacher candidate's program and does not require specified course work or credit hours except as may be required by the institution.
- F. The following requirements are pursuant to 70 O.S. §1210.508F:

1. Teacher preparation programs shall ensure that all teacher education students majoring in early childhood, elementary and special education are provided quality training in intervention, instruction, and remediation strategies in order to meet the needs of students in kindergarten through third grade who are determined to be at risk of reading difficulties. These prospective teachers shall receive quality education in research-based instructional strategies for instruction, assessment and intervention for literacy development for all students, including advanced readers, typically developing readers and struggling readers who are coping with a range of challenges, including, but not limited to, English learners and learners with handicapping conditions and learning disabilities (including dyslexia). Quality training for teacher candidates shall include guidance from professional resources such as the:
 - c. Report of the National Reading Panel
 - d. Response to Intervention Guidelines
 - e. Council for Exceptional Children
 - f. International Dyslexia Association
 - g. International Literacy Association
 - h. National Council of Teachers of English
 - i. National Association for the Education of Young Children
2. Teacher education programs that offer elementary, early childhood or special education programs shall incorporate into those programs the requirement that teacher education students study the five elements of reading instruction which are phonemic awareness, phonics, reading fluency, vocabulary, and comprehension. Strategies including, but not limited to, instruction that is explicitly taught, sequenced, multimodal, multidisciplinary and reflective to adapt for individual learners, must be addressed.
3. Teacher education students enrolled in an elementary, early childhood or special education program shall pass, prior to graduation, a comprehensive assessment to measure their teaching skills in the area of reading instruction. The assessment shall be developed and administered by the institutions that offer elementary, early childhood, or special education programs that lead to certification. The assessment shall measure the knowledge and understanding of the teacher candidate in the teaching of the five elements of reading instruction. The results of the assessment shall be reported annually by the institution to the OEQA.

3.21.5 Professional Teacher Education Guidelines

- A. Professional teacher education courses are developed by universities to meet required Oklahoma teaching competencies. Universities with teacher education programs are encouraged to develop articulation agreements with community colleges. Such agreements must be consistent with state and national program accreditation standards.

- B. Area of specialization courses for early childhood, elementary education, and special education majors must be offered by a university with an approved teacher education program.
- C. Paraprofessional courses, such as those designed for early childhood care and similar career programs, may or may not substitute for required area of specialization courses in early childhood education, library education, and similar teacher education programs.
- D. Awarding credit for prior learning (i.e. CLEP, AP, IB) will follow guidelines established in the State Regents' *Credit for Prior Learning* policy.

3.21.6 Guidelines for Teacher Preparation Faculty

The following guidelines are necessary to keep teacher education faculty attuned to and cognizant of the realities of today's public education classrooms and schools. These guidelines address the concern that teachers preparing teachers should be aware of and sensitive to the variety of environments of today's classrooms.

- A. Pursuant to Title 70 § 6-186, teacher education faculty, including the deans/directors of the colleges of education, must: (1) teach regularly scheduled classes in a state accredited P-12 school(s); and/or (2) perform a professionally appropriate role at the school site(s) which involves direct and meaningful contact with students. A minimum of 10 clock hours per school year is required.
- B. It is recommended that this experience be scheduled in blocks of time longer than one hour, so that the classroom experience is one of greater depth. Ideally, the classroom experience should be active teaching rather than entry-year observation time and in a variety of diverse school environments, ranging from large, urban to small, rural.
- C. Faculty members are expected to incorporate their varied common school classroom experiences into their teacher preparation at the university level. Specifically, faculty members have the responsibility to make students aware of and to provide teaching strategies for maximizing student learning in the multitude of various classroom environments. These efforts should include empowering students with an awareness of, and teaching strategies for, maintaining classroom order and appreciating the diversity in students' ethnicity, language, family environments and relationships, and socioeconomic circumstances. It should be noted that these teaching skills are required for students to be successful teachers regardless of the size of the community in which they teach, and should be modeled for these students. Additionally, students should have successfully acquired these teaching skills and strategies prior to assuming responsibility for a classroom.

3.21.7 Guidelines for Participation on ~~Residency Year~~ Induction Committees

The following requirements are pursuant to 70 O.S. §6-182:

- A. ~~A residency committee may consist~~ Induction programs may involve a committee of one or more mentor teachers, the principal or an assistant principal of the employing school, one or more administrators designated by the school district board of education, a teacher educator in a college or

school of education of an institution of higher education, or an educator in a department or school outside the institution's teacher education unit.

- B. Teacher education faculty may serve on novice teacher ~~residency~~ induction committees. It is recommended that teacher education faculty who participate on these committees, have expertise and experience in the teaching field ~~for~~ of the ~~resident~~ teacher inductee.

Criteria for Admission to Teacher Education in Oklahoma Institutions Policy: Approved December 1989. Revised May 29, 1992; May 28, 1993; January 26, 1996; May 24, 2002. Guidelines for Articulation of Teacher Education Programs Policy: Approved September 26, 1977. Revised October 15, 1999. Guidelines for Teacher Preparation Policy: Approved May 27, 1994; revised January 29, 2015; revised April 26, 2018. Guidelines for Participation on Residency Year Committees: Approved January 29, 2015; revised October 25, 2018.

Meeting of the
OKLAHOMA STATE REGENTS FOR HIGHER EDUCATION
October 25, 2018

AGENDA ITEM #9:

Oklahoma's Promise.

SUBJECT: Approval of FY 2020 official funding estimate.

RECOMMENDATION:

It is recommended that the State Regents provide to the State Board of Equalization a funding estimate of \$77.3 million for the Oklahoma's Promise scholarship program for fiscal year 2020.

BACKGROUND:

Oklahoma's Promise was created by the Oklahoma Legislature in 1992. The program is designed to increase the education attainment level of Oklahoma's population by providing an incentive for more students to aspire for college, prepare themselves academically in high school, and ultimately earn college degrees.

Students from families with incomes of \$55,000 or less must enroll in the program in the 8th, 9th, or 10th grade. To earn the scholarship, students must complete a 17-course college preparatory curriculum, achieve at least a 2.50 GPA in the required core curriculum and a 2.50 GPA overall, attend school regularly, and refrain from drug abuse or delinquent acts. Students completing the requirements are eligible for a scholarship equal to public college tuition. In college, students are subject to an annual family income check at \$100,000. To retain the scholarship in college, students must also meet certain academic and conduct requirements.

During the 2007 session, the Oklahoma Legislature passed SB 820 providing a dedicated funding process to ensure full and stable financial support for the program. The implementation of a dedicated funding process for the Oklahoma's Promise program was a long-standing legislative goal of the State Regents.

By statute, the State Regents must provide a funding estimate to the State Board of Equalization no later than November 1 of each year. The funding estimate is for the fiscal year that begins the following July 1. The seven-member State Board of Equalization is comprised of the Governor, Lieutenant Governor, State Auditor and Inspector, State Treasurer, Attorney General, Superintendent of Public Instruction, and the President of the Board of Agriculture. The Board is responsible for certifying the total amount of funds that the Legislature can appropriate from the state's General Revenue Fund. The Board also has the responsibility to determine the amount of revenue necessary to fund the Oklahoma's Promise scholarships and subtract that amount from the total funds available for appropriation from the General Revenue Fund.

POLICY ISSUES:

The Oklahoma's Promise program plays an important role in the State Regents' goal to increase the proportion of Oklahoma's population earning a college degree or other postsecondary credential.

ANALYSIS:

Fiscal Year 2019-2020 Funding Estimate

Based on current data and projections, the funding estimate for the Oklahoma's Promise program in 2019-2020 is \$77.3 million, an increase of \$500,000 or less than one percent from the 2018-2019 funding level of \$76.8 million. The number of students expected to receive an Oklahoma's Promise award in 2019-2020 is about 17,000.

Factors taken into consideration to calculate the estimate include:

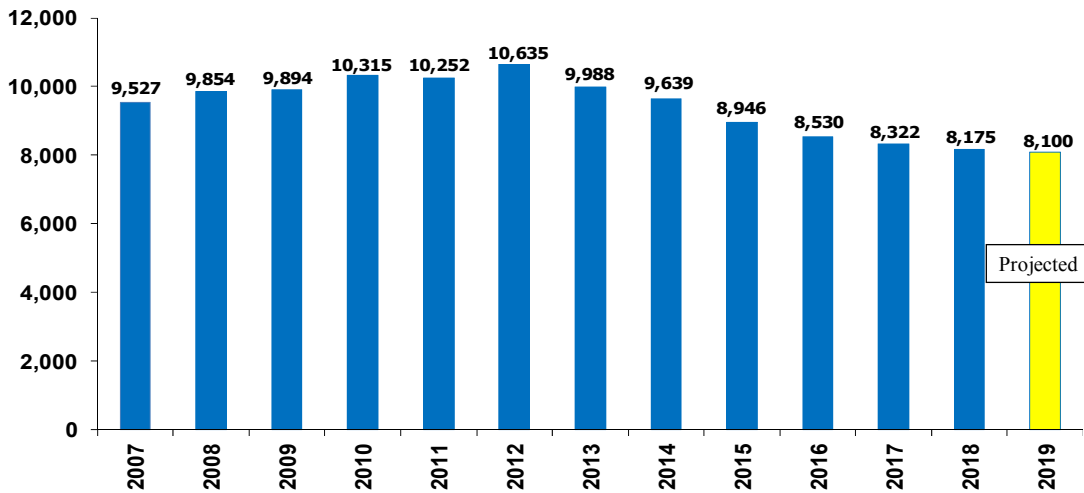
- enrollment rates of 8th, 9th, and 10th grade students in the program
- the rate at which Oklahoma's Promise students complete the high school requirements to be eligible for the scholarship
- high school-to-college-going rates
- student enrollment patterns at colleges in Oklahoma
- their persistence/award-retention rates in college
- the number of college semester credit hours in which students enroll
- the tuition rates at each institution
- estimated tuition increases
- changes in institutional tuition policy such as flat-rate tuition structure

High School Student Enrollment in Oklahoma's Promise

The number of Oklahoma's Promise students enrolling in the program has been declining gradually since 2012. However, the rate of decline has lessened in the past three years. The 2019 high school graduating class is the last class enrolled at the \$50,000 family income limit; its enrollment is projected to be about 8,100, slightly less than the 2018 graduating class. The 2020 graduating class is the first class enrolled at the higher \$55,000 income limit and is currently projected to be about ten percent larger than the 2019 class.



OKPromise High School Enrollment (By High School Graduation Year)



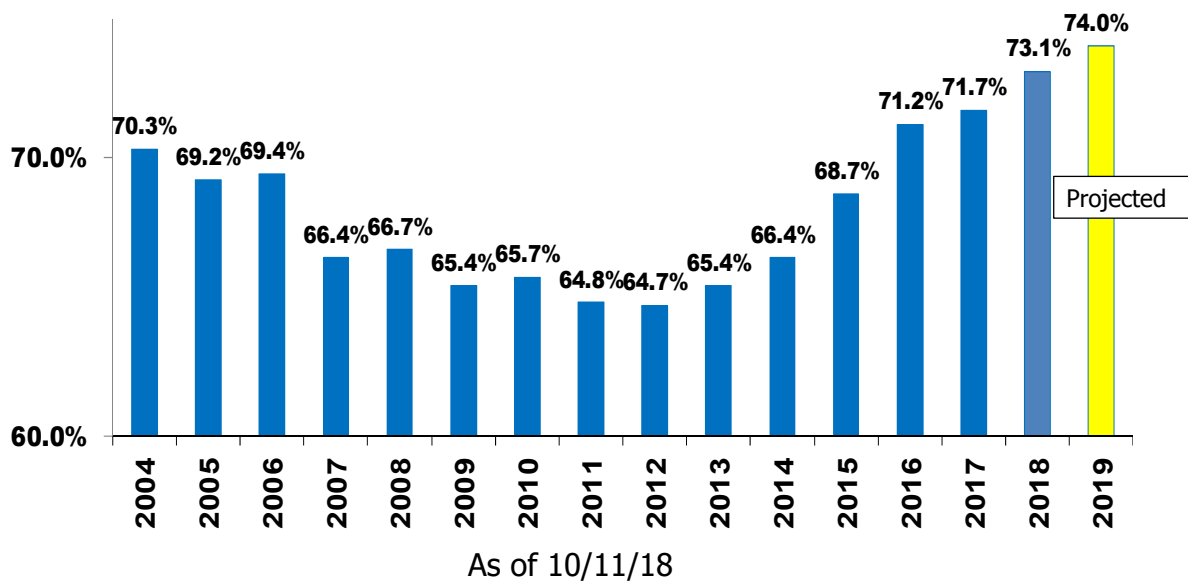
As of 10/1/18

High School Requirement Completion Rates of Oklahoma's Promise Students

Over the past six years the percentage of those enrolled students who successfully complete the program's high school requirements to be eligible for the scholarship has increased significantly. About seventy-three percent of Oklahoma's Promise students enrolled in the high school graduating class of 2018 completed the program requirements. The increased completion rate means that about 500 more 2018 graduates will receive the scholarship than would have if the completion rate had remained at sixty-five percent. It is projected that the completion rate will reach seventy-four percent for the class of 2019.



High School Requirement Completion Rates (by grad year)

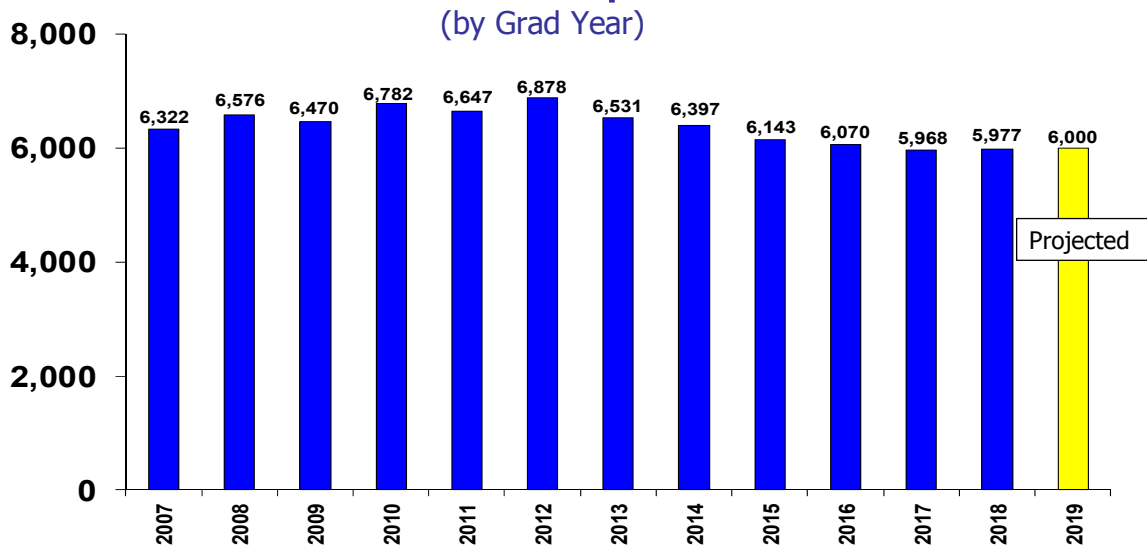


Number of High School Students Completing the Program Requirements

The number of Oklahoma’s Promise students in the 2019 graduating class meeting the requirements to be eligible for the scholarship is expected to be about the same as the graduating class of 2018.



High School Students Completing OKPromise Requirements



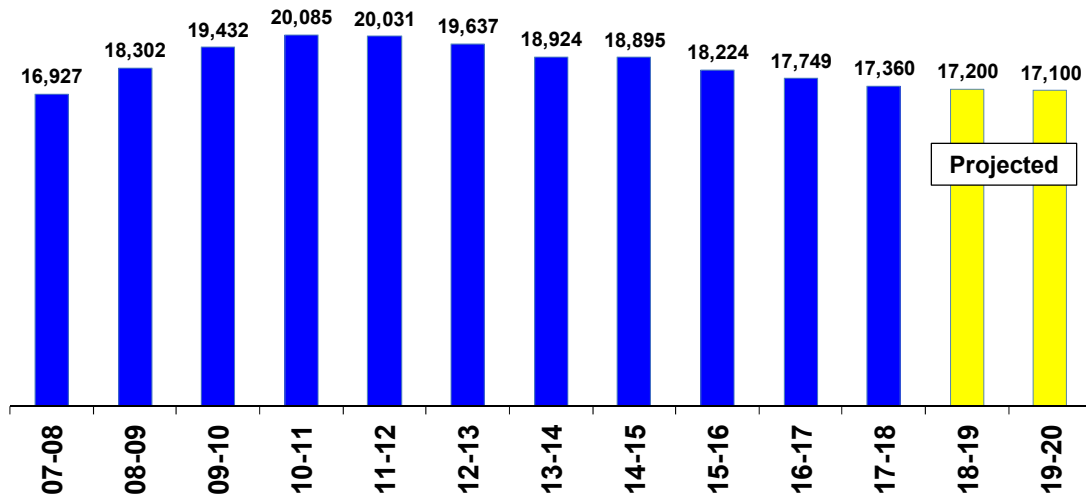
As of 10/4/18

Projected Scholarship Recipients

The projected number of scholarship recipients in 2019-2020 is expected to remain about the same as 2018-2019.



Scholarship Recipients



As of 10/1/18

Sources of Funding and Year End Trust Fund Balances

As shown below, for the four fiscal years from FY 2013 through FY 2016, amounts totaling \$18.4 million were budgeted from the program’s trust fund balance for scholarship expenditures. Beginning in FY 2017, the trust fund no longer had a balance sufficient to be budgeted for scholarship expenses. The trust fund balance at the end of FY 2018 of \$2.1 million equated to about three percent of the FY 2018 funding request.

Oklahoma's Promise
Funding Sources / Year End Trust Fund Balances

	Funding Estimate	From General Revenue	Budgeted From Trust Fund	June 30 Trust Fund Balance	Balance as % of Funding
FY'2011	\$57,000,000	\$57,000,000		\$15,626,849	27.4%
FY'2012	\$63,200,000	\$63,200,000		\$20,121,256	31.8%
FY'2013	\$63,000,000	\$57,000,000	\$6,000,000	\$19,852,259	31.5%
FY'2014	\$62,700,000	\$57,000,000	\$5,700,000	\$12,400,074	19.8%
FY'2015	\$61,000,000	\$57,000,000	\$4,000,000	\$4,910,968	8.1%
FY'2016	\$61,700,000	\$59,000,000	\$2,700,000	\$649,223	1.1%
FY'2017	\$67,800,000	\$67,800,000	\$0	\$521,449	0.8%
FY'2018	\$74,300,000	\$74,300,000	\$0	\$2,120,053	2.9%
FY'2019 est.	\$76,800,000	\$76,800,000	\$0		
FY'2020 est.	\$77,300,000	\$77,300,000	\$0		

Total Budgeted From Trust Fund \$18,400,000

Meeting of the
OKLAHOMA STATE REGENTS FOR HIGHER EDUCATION
October 25, 2018

AGENDA ITEM #10:

Endowment.

SUBJECT: Approval of June 30, 2018 market values, distribution schedules and reports.

RECOMMENDATION:

It is recommended that the State Regents approve a distribution of 4.5 percent of the June 30 market value totaling to the amount of \$24.5 million for fiscal year 2018, and \$7.0 million for prior years' carryover-- totaling approximately \$31.5 million-- for institutional expenditure from eligible Endowment Trust Fund accounts and approve the corresponding account reports for the year-ended June 30, 2018.

BACKGROUND:

With the allocation at the May 29, 2018 meeting, the State Regents have allocated a total of approximately \$429 million to the Endowment Trust Fund for chairs, professorships and lectureships and from state appropriations since inception of the program in 1988. The last several years' allocations are dedicated to bond debt service with the exception of the one-time transfer in FY2012 of 146.9 million from the EDGE Trust. The 2008 legislature increased the debt service for endowed chairs bonding authority by \$4,899,645. The current total allocation of \$11.4 million in state appropriations.

These allocations are to support the establishment of faculty chairs and professorships and for related activities to improve the quality of instruction and research at colleges and universities in the State System. State Regents have also allocated \$30 million for the Langston University Endowment since 1999 and have completed the commitment with the FY2015 allocation. In addition to state funding, the trust fund contains some private matching funds and unrestricted gifts.

In September 2003, the endowment distribution policy was revised to allow for 4.5 percent of the three-year average market value at June 30 to be available for distribution. This revision became effective with the FY04 distribution. Also, included for the eighth year is the available distribution for the Langston University Endowment. It has been a long-standing practice that our distribution approval has included previous year's carryover funds. This item includes only one-half of those funds for available distribution for FY2019, as the earnings of the trust aren't sufficient to continue this practice at the full amount of the undrawn, cumulative carryover.

POLICY ISSUES:

Investments for the Endowment Trust Fund have been made in compliance with the State Regents' investment policy and relevant State Statutes.

STAFF ANALYSIS:

The market value of the trust fund was \$747.7 million, as of June 30, 2018. In FY18, the fund posted a gain of approximately 7.3 percent, in unitized asset value.

The State Regents' current investment policy provides that "the investment committee shall determine the distribution...The distribution will not necessarily be equivalent to actual earnings during the year, but to maintain a distribution rate from year to year that, as a goal, will approximate 4.5 percent of the asset values based on an average of the past three years for the endowment trust fund." The attached distribution schedule reflects the distribution available for each eligible Endowment Trust Fund account and is presented for approval.

In addition to the regular annual 2018 endowment distribution, it is recommended that the State Regents approve a one-time allotment of appreciated funds that are available due to unspent funds originally budgeted for expenses related to the administration of the endowment. The one-time allocation will be allotted on a pro-rated basis and leave an appropriate balance sufficient to continue the administrative duties of the trust.

OKLAHOMA STATE REGENTS' ENDOWMENT TRUST FUND--2018 DISTRIBUTION SCHEDULE

Account	Account Balance 6/30/18	Account Balance 6/30/17	Account Balance 6/30/16	Three-year Average Mrkt. Value	# Qrts	F Y18 Available Distribution	FY17 Carryover	Total Available Distribution	Distribution Requested
University of Oklahoma									
760001 David A. Burr Chair in Letters	922,061.95	887,926.12	829,706.65	879,898.24	4	89,696.42	0.10	89,696	
760002 Helen Robson Walton Centennial Chair in Marketing Strategy	1,006,859.43	931,440.53	833,909.78	924,069.91	4	41,688.16	34,801.87	76,886	
760003 Puterbaugh Chair in American Enterprise	384,103.46	370,743.22	348,171.93	367,672.87	4	16,646.28	(0.01)	16,646	
760004 Hitachi Ltd. Chair in Computer Science	768,185.93	741,465.14	696,324.80	736,326.29	4	33,089.64	0.30	33,090	
760005 Asahi Glass Company Chair in Chemical Engineering	768,113.60	741,395.40	696,259.46	736,266.16	4	33,085.63	0.24	33,087	
760006 Grayce B. Kerr Centennial Chair - Chemistry and Biochemistry (Public)	732,962.52	709,286.82	669,186.15	703,611.83	4	31,671.63	0.05	31,672	
760007 Grayce B. Kerr Centennial Chair - Chemistry and Biochemistry (Private)	743,945.76	719,915.35	679,213.70	714,868.27	4	32,146.12	0.05	32,146	
760008 Eberly Family Chair in Geology and Geophysics	720,816.52	695,744.57	653,387.45	689,982.84	4	31,049.23	(0.25)	31,049	
760009 Eberly Family Chair in Petroleum & Geological Engineering	720,922.02	695,845.93	653,483.04	690,068.66	4	31,063.78	(0.09)	31,064	
760010 G.T. and Libby Blankenship Chair in the History of Liberty (Formerly Freed-	1,049,003.95	1,012,516.38	950,874.17	1,004,131.60	4	46,186.92	(0.17)	46,186	
760011 Henry Bellmon Chair in Public Service	415,672.34	399,739.85	326,282.44	380,684.88	4	17,126.42	0.06	17,126	
760012 Charles and Peggy Stephenson Chair in Petroleum Engineering	704,311.65	675,758.89	653,019.59	679,030.04	4	30,666.36	(0.06)	30,666	
760013 Benjamin H. Perkinson Chair in Aerospace & Mechanical Engineering	140,313.68	135,432.72	127,187.64	134,911.85	4	6,044.01	0.17	6,044	
760014 Robert Edwards Lowry Chair in Meteorology	708,944.53	677,836.16	636,569.39	674,450.08	4	30,960.26	3,276.28	38,626	
760015 Fenelon Boesch Law Dean's Chair	469,349.02	452,023.84	425,443.70	449,272.18	4	20,217.26	(0.19)	20,217	
760016 John A. & Donnie Brock Chair in Energy Economics and Policy	671,178.35	647,832.71	608,392.45	642,467.84	4	28,911.06	(0.06)	28,911	
760017 Schusterman/Josey Chair in History	999,215.66	964,459.98	905,743.00	966,478.88	4	46,041.28	(0.11)	46,041	
760018 L. A. Comp Chair in Aerospace and Mechanical Engineering	1,135,698.38	1,096,195.08	1,029,458.59	1,087,117.42	4	46,920.28	0.01	46,920	
760019 William J. Crowe, Jr. Chair in Geopolitics	1,346,490.53	1,301,586.05	1,222,344.94	1,300,907.17	4	56,066.32	(0.23)	56,066	
760020 Edward Lamb McCullough Chair in Geology and Geophysics	1,404,928.28	1,383,620.17	1,238,741.87	1,342,480.11	4	63,409.86	(0.14)	63,409	
760021 J.C. Penney Company Chair in Business Leadership	2,391,511.52	2,308,327.01	2,167,795.87	2,289,211.46	4	109,014.62	(0.24)	109,014	
760022 McCasland Chair in Petroleum Engineering	1,331,180.74	1,206,654.18	1,124,870.40	1,274,287.77	4	57,940.70	(0.19)	57,941	
760023 Gene and Elaine Edwards Family Chair in Law	513,509.66	475,045.17	425,443.71	471,892.84	4	21,209.98	16,237.22	36,447	
760024 George L. Cross Chair in Botany & Microbiology	708,261.61	683,626.22	642,006.73	677,964.85	4	30,608.42	(0.13)	30,608	
760025 Floyd & Martha Norris Chair in Law	860,879.97	830,935.41	780,346.93	824,064.10	4	37,082.43	0.09	37,083	
760026 Paul H. and Doris E. Eaton Travis Chair in Modern American History	894,740.82	863,618.63	811,041.10	863,469.86	4	36,641.01	0.04	36,641	
760027 Sun Company Chair in Civil Engineering & Environmental Science (formerl	231,847.89	223,877.72	208,288.77	241,074.79	4	10,848.37	(0.04)	10,848	
760028 Rainbolt Chair in Finance (12/14/95)	589,013.35	568,525.51	533,913.41	568,817.42	4	26,371.78	0.02	26,372	
760029 Rath Chair in Strategic Management	1,038,986.11	1,002,846.98	941,793.39	994,642.16	4	44,764.40	(0.14)	44,764	
760030 Rath Chair in Accounting	741,734.59	737,294.75	660,125.08	718,051.47	4	32,087.32	0.02	32,087	
760031 Charles B. Jr. & Jean Smith Chair in Electrical & Computer Engineering	632,677.91	610,671.54	573,493.74	606,614.40	4	27,262.66	(0.16)	27,262	
760032 Kenneth E. McAfee Chair in Law	422,314.95	390,866.43	367,070.62	398,484.00	4	17,706.78	6,609.68	26,916	
760033 Carol Elizabeth Young Chair in Honors	974,971.44	936,496.67	870,600.49	927,296.12	4	41,726.30	0.04	41,726	
760034 Tilley Chair in Electrical Engineering	556,935.42	537,563.37	504,836.55	538,111.78	4	23,990.03	(0.06)	23,990	
760035 James G. Harlow, Jr. Chair in Bus. Ethics and Community Service	612,492.97	591,188.05	555,196.82	586,292.61	4	26,888.17	0.08	26,888	
760036 Charles Marion Russell Memorial Chair	670,844.24	637,096.26	617,279.62	672,779.38	4	30,276.07	(0.26)	30,276	
760037 Michael F. Price Chair #1	1,843,456.34	1,779,334.44	1,671,008.15	1,764,699.64	4	79,406.98	0.14	79,407	
760038 Bruce Alonzo Goff Chair in Creative Architecture	459,217.24	443,244.31	416,259.47	439,673.67	4	19,780.82	(0.09)	19,781	
760039 Anadarko (formerly Kerr-McGee) Centennial Professorship of Geology	407,437.34	393,289.45	369,360.89	390,036.89	4	17,651.62	0.08	17,652	
760040 Anadarko (formerly Kerr-McGee) Cent Professorship of Petroleum Engineer	434,331.53	431,730.24	386,523.95	417,628.67	4	18,786.79	0.13	18,789	
760041 Siegfried Centennial Chair of Marketing and Supply Chain Management (up	682,892.82	659,139.58	619,010.87	668,881.09	4	29,416.66	(0.01)	29,416	
760042 McMahon Centennial Professorship of News Communication	404,329.64	390,264.87	366,504.95	387,088.16	4	17,416.49	0.64	17,417	
760043 Earl Sneed Professorship of Law	317,472.95	306,434.37	287,789.46	308,898.93	4	13,676.46	0.04	13,676	
760044 Conoco/Dupont Centennial Professorship of Chemical Engineering	355,596.95	343,228.41	322,332.40	340,886.92	4	15,317.37	(0.12)	15,317	
760045 KPMG Peat Marwick Centennial Professorship of Accounting	357,462.92	345,299.01	324,563.60	342,441.84	4	16,409.88	0.16	16,410	
760046 C.M. Stepecevic Centennial Professorship of Chemical Engineering and Ma	357,574.36	344,945.44	323,943.34	342,087.06	4	16,398.92	0.08	16,399	
760047 OC&E Professorship of Electrical Engineering	389,393.18	375,849.01	352,967.61	372,756.60	4	16,776.16	(0.14)	16,776	
760048 ATT (formerly SW Bell Foundation) Chair of Engineering (upgraded)	818,406.71	789,939.56	741,847.64	788,897.97	4	36,262.91	(0.01)	36,263	
760049 Lesch Centennial Chair in Mechanical Engineering (upgraded)	603,785.39	582,783.59	547,303.68	577,987.66	4	26,008.09	0.05	26,008	
760050 McCasland Foundation Professorship of American Free Enterprise	428,464.11	415,571.90	388,430.20	410,166.40	4	18,466.99	(0.06)	18,467	
760051 Joe & Robert E. Klabzuba Chair of Geology and Geophysics (upgraded)	448,960.64	415,331.20	371,842.04	412,044.63	4	18,642.01	18,362.98	31,896	
760052 C. E. Page Professorship of Aviation/Aerospace Studies	349,232.40	337,084.89	316,567.98	334,236.09	4	15,043.28	0.16	15,043	
760053 John Saxon Chair in Ancient History (upgraded)	606,634.70	585,727.16	550,067.74	580,876.54	4	26,159.44	(0.06)	26,159	
760054 John F. Y. Shambaugh Centennial Professorship in Accounting	399,710.68	394,938.40	359,814.37	390,487.81	4	17,976.96	(0.24)	17,977	
760055 Unocal Centennial Professorship of Engineering and Geoscience	330,421.68	319,762.45	301,709.67	317,297.98	4	14,276.41	(0.16)	14,276	
760056 Glenn R. Watson Centennial Chair in Law (upgraded)	679,877.14	663,227.36	608,931.81	660,678.77	4	29,280.54	2,843.19	32,124	
760057 MAPCO Professorship of Environmental Quality	327,122.06	325,395.75	302,701.28	322,701.28	4	14,621.56	(0.07)	14,621	
760058 Floyd, and Irma Calvert Chair in Law and Liberty (upgraded)	356,756.72	344,347.54	323,383.70	341,496.99	4	15,387.32	(0.06)	15,387	
760059 Jeanne Hoffman Smith Professorship of Film & Video Studies	424,030.93	392,268.85	368,387.16	394,896.66	4	17,770.30	6,640.62	26,411	
760060 Engleman/Livernore Professorship of Community Journalism	341,670.05	329,977.84	309,838.57	327,346.46	4	14,726.06	0.46	14,726	
760061 Dolores K. & Walter Neustadt, Jr. Professorship of Comparative Literature	346,011.23	333,975.73	313,643.02	331,210.02	4	14,904.46	0.05	14,906	
760062 Ruth Varne Davis Reaugh Professorship of Music	315,047.84	304,089.00	285,574.52	301,670.45	4	13,670.67	0.09	13,671	
760063 Welcome D. Pierson & W. Devier Pierson Professorship of Law	335,742.11	324,068.21	304,328.79	321,879.70	4	14,462.09	0.12	14,462	
760064 Coca Cola Professorship of Native American Studies	241,826.13	233,423.17	219,401.03	231,660.11	4	10,419.76	0.12	10,420	
760065 John W., Jr. & Barbara J. Branch Prof. of Accounting (12/15/95)	297,432.62	288,424.49	273,296.01	286,384.97	4	12,887.30	(0.03)	12,887	
760066 Morris R. Pitman Professorship of Engineering	288,607.10	276,568.25	261,609.28	276,261.64	4	12,431.77	(0.02)	12,432	
760067 Reach for Excellence Professorship of Honors #1	304,088.20	297,538.16	281,310.45	284,846.60	4	12,791.06	6,549.66	19,141	
760068 Reach for Excellence Professorship of Honors #2	288,248.03	283,911.23	261,283.72	275,210.90	4	12,416.81	(0.07)	12,416	
760069 Judge Haskell A. Holloman Professorship of Law	294,147.26	286,631.35	266,631.35	281,664.91	4	12,670.42	(0.17)	12,670	
760070 Ruby K. Powell Professorship of Marketing	257,652.21	248,698.82	233,558.13	246,896.39	4	11,098.64	(4.41)	11,094	
760071 Lissa and Cy Wagner Professorship of Geology and Geophysics	254,740.92	232,631.50	214,874.84	244,834.84	4	11,008.67	(0.10)	11,008	
760072 W.P. Wood Professorship of Management Information Systems	208,631.81	201,375.44	189,115.16	199,707.47	4	8,986.84	(0.16)	8,987	

OKLAHOMA STATE REGENTS' ENDOWMENT TRUST FUND--2018 DISTRIBUTION SCHEDULE

Account	Account Balance 6/30/18	Account Balance 6/30/17	Account Balance 6/30/16	Three-year Average Mkt. Value	# Qrts	F Y18 Available Distribution	FY17 Carryover	Total Available Distribution	Distribution Requested
760073 Michael F. Price Student Investment Fund Professorship	230,421.57	222,406.77	208,866.55	220,564.96	4	9,925.42	(0.00)	9,925	
760074 Reach for Excellence Professorship of Honors #3	213,849.57	206,410.89	193,844.96	204,701.80	4	9,211.68	0.06	9,212	
760075 Hugh Roff Professorship of Law	285,341.10	274,684.48	256,485.11	272,170.28	4	12,247.66	0.04	12,248	
760076 Sam A. Wilson Professorship of Chemical Engineering	292,433.41	282,258.92	265,042.21	279,911.61	4	12,696.02	0.01	12,696	
760077 Reach for Excellence Professorship of Honors #4	240,923.70	232,343.99	218,386.50	230,618.06	4	10,877.81	(0.18)	10,878	
760078 Charles E. Foster Chair in Aerospace & Mechanical Engineering (upgraded)	428,532.50	413,626.49	388,445.20	410,201.93	4	18,469.06	(0.08)	18,469	
760079 Dale Loper Chair in Accounting	610,419.38	589,186.74	553,317.00	684,307.71	4	26,293.66	0.03	26,294	
760080 W. Ross Johnston Chair in Finance	575,866.44	555,835.91	521,996.09	661,282.81	4	24,806.48	0.07	24,806	
760081 Edward L. & Thelma Gaylord Chair of Journalism & Mass Media (upgraded)	703,325.72	679,407.28	647,027.14	676,586.71	4	30,446.40	0.36	30,447	
760082 Martin G. Miller Chair in Petroleum & Geological Engineering	762,230.65	735,718.16	690,927.01	729,625.27	4	32,833.14	(0.13)	32,833	
760083 Case-Hooper Professorship of Zoology	275,440.26	265,860.23	249,677.40	263,669.29	4	11,864.67	(0.02)	11,865	
760084 Rudolph C. Bamba Professorship of English	333,928.10	321,013.44	298,847.48	321,929.67	4	14,306.84	(0.11)	14,307	
760085 Glen McLaughlin Chair of Business Ethics	482,942.57	466,144.53	437,763.36	462,284.15	4	20,802.79	(0.13)	20,803	
760086 John W. and Mary D. Nichols Chair in Dance (upgraded)	545,476.30	526,503.08	494,449.25	622,143.98	4	23,496.43	(0.17)	23,496	
760087 Reach for Excellence Professorship of Honors #5	230,451.02	222,434.95	208,892.75	220,692.91	4	9,926.68	0.18	9,927	
760088 Reach for Excellence Professorship of Honors #6	229,111.32	221,141.82	207,678.89	219,310.68	4	9,868.98	0.07	9,869	
760089 Reach for Excellence Professorship of Honors #7	250,678.95	231,901.82	210,812.62	238,131.13	4	10,715.90	5,489.86	16,205	
760090 Alumni Professorship of Petroleum and Geological Engineering	227,701.66	219,781.14	206,400.69	217,961.16	4	9,808.26	0.18	9,808	
760091 Maws C. Pitman Professorship of Music History	273,464.48	263,952.24	247,883.07	261,766.90	4	11,779.50	0.04	11,780	
760092 Michael F. Price Chair in International Business #1	990,070.07	977,106.74	958,536.45	976,287.76	4	43,886.70	0.06	43,886	
760093 Michael F. Price Professorship of Finance	226,751.40	219,070.95	205,985.51	217,269.29	4	9,777.12	(0.03)	9,777	
760094 Lester Wilkerson Chair of Engineering (upgraded)	437,891.84	422,660.48	396,929.05	419,180.46	4	18,862.22	(0.06)	18,862	
760095 A. Blaine Imel, Jr., Professorship of Architecture	203,583.93	196,502.80	184,539.83	194,875.62	4	8,769.40	(0.13)	8,769	
760096 Thomas Sherman Grant and Lizzie Lou Oter Grant Chair in Music	471,722.61	455,313.99	427,594.69	461,543.77	4	20,819.47	0.19	20,820	
760097 Zarrow Chair in Learning Enrichment	448,867.65	433,253.85	406,877.70	433,666.40	4	19,834.99	0.24	19,835	
760098 Francis W. Winn Chair of Chemical, Biological, and Materials Engineering	628,414.32	606,555.59	569,628.77	601,632.59	4	27,068.98	0.09	27,069	
760099 Francis W. Winn Professorship in Chemical, Biological, and Materials Engin	224,433.39	216,627.46	203,438.85	214,838.23	4	9,667.60	(0.26)	9,667	
760100 The Mewbourne Chair in Petroleum Engineering #1	538,712.48	519,981.71	488,344.90	616,679.70	4	23,205.69	(0.07)	23,205	
760101 Reach for Excellence Professorship of Honors #8	294,581.07	272,515.44	261,399.53	276,166.96	4	12,427.44	6,118.11	18,545	
760102 Michael F. Price Chair #2	1,962,655.67	1,894,388.01	1,779,057.32	1,878,700.88	4	84,541.62	(0.08)	84,541	
760103 Michael F. Price Chair in International Business #2	971,849.59	880,938.88	830,045.47	930,277.98	4	41,862.61	0.12	41,863	
760104 Victor E. Monnett Chair in Energy Resources	367,594.91	354,798.68	333,198.24	361,860.61	4	16,693.73	0.25	16,694	
760105 Herman George Kaiser Chair of International Law (upgraded)	540,469.18	529,391.61	497,162.39	626,007.93	4	23,826.56	(0.08)	23,826	
760106 Hudson Family Professorship in History	0.00	0.00	242,874.61	80,968.20	4				
760107 Judge Fred Daugherty Chair in Law	522,746.56	504,563.50	473,845.33	600,886.13	4	22,517.93	0.14	22,517	
760108 J.R. Morris Professorship in Psychology	320,948.14	308,950.07	288,458.54	306,118.92	4	13,776.86	0.08	13,776	
760109 Reach for Excellence Professorship of Honors #9	270,407.30	260,624.92	243,997.39	258,343.20	4	11,626.44	0.01	11,626	
760110 Reach for Excellence Professorship of Honors #10	336,340.43	311,146.82	290,179.47	312,566.67	4	14,066.00	6,344.96	20,410	
760111 Irene and Julian Rothbaum Professorship of History	270,213.00	260,812.22	244,927.65	266,660.96	4	11,639.29	0.08	11,639	
760112 R. W. Dick Moore Chair of Finance and Econ. Dev. (upgraded)	658,082.46	608,788.74	545,042.72	608,971.81	4	27,178.71	25,938.86	62,519	
760113 John A. Myers Professorship	261,373.29	252,281.76	236,922.67	260,192.67	4	11,268.67	0.07	11,269	
760114 The Mewbourne Chair in Petroleum Engineering #3 (formerly listed as Visit	888,629.79	857,720.97	805,514.22	860,621.66	4	38,277.97	0.19	38,278	
760115 Tom and Mary Dugan Professorship of Engineering	261,373.29	252,281.76	236,922.67	260,192.67	4	11,268.67	0.07	11,269	
760116 William J. Ailey Professorship of Law	296,214.51	286,877.74	273,366.68	286,486.91	4	12,848.88	(0.17)	12,847	
760117 Michael Price Chair #3	2,152,710.35	2,077,832.42	1,951,335.15	2,080,826.97	4	92,728.17	(0.08)	92,728	
760118 ConocoPhillips Petroleum Professorship of Arabic Language, Literature & C	307,759.51	297,054.11	278,969.48	294,694.96	4	13,268.76	0.23	13,267	
760119 The Mewbourne Chair in Petroleum Engineering #4 (formerly listed as #5)	933,169.18	883,270.06	829,313.24	876,260.83	4	39,886.29	18,979.99	68,866	
760120 W. Edwin Bryan, Jr. Professorship of Architecture	299,042.70	288,429.75	258,228.39	281,900.28	4	12,685.61	6,961.68	19,647	
760121 Kenneth and Bernadine Russell Professorship of Music (History or Theory)	256,465.71	247,544.58	232,474.43	246,494.91	4	11,047.27	0.10	11,047	
760122 H. Russell Pitman Professorship of Urban Design	254,420.65	245,571.56	230,620.91	243,637.70	4	10,969.20	(0.21)	10,969	
760123 H. Russell Pitman Professorship of Art and Art History	256,465.71	247,544.58	232,474.43	246,494.91	4	11,047.27	0.10	11,047	
760124 Milvus E. Hindman Professorship of Banking and Finance	256,465.71	247,544.58	232,474.43	246,494.91	4	11,047.27	0.10	11,047	
760125 Donald Keith Jones Professorship of Honors	256,049.42	247,143.43	232,096.90	246,086.66	4	11,029.56	(0.05)	11,029	
760126 Arch B. and Jo Anne Gilbert Professorship of Law	256,465.71	247,544.58	232,474.43	246,494.91	4	11,047.27	0.10	11,047	
760127 Gene Braught Chair in Music	513,206.16	495,355.58	465,198.03	491,283.26	4	22,106.40	(0.19)	22,106	
760128 Ruth G. Hardman Chair in Education	1,092,252.03	1,053,197.71	986,933.85	1,044,127.86	4	46,986.76	0.13	46,986	
760129 Gaylord Family Visiting Professional Journalism Professorship	400,042.10	386,126.77	362,619.18	382,929.86	4	17,231.82	0.29	17,232	
760130 Gaylord Family Endowed Professorship #1	376,018.29	347,852.60	311,429.10	346,100.00	4	16,629.60	11,178.29	27,808	
760131 Gaylord Family Endowed Professorship #2	344,154.62	332,182.71	311,948.79	329,428.71	4	14,824.29	0.08	14,824	
760132 Gaylord Family Endowed Professorship #3	513,528.52	495,667.01	465,491.36	491,563.90	4	22,120.90	(0.40)	22,120	
760133 Gaylord Family Chair #2	534,988.14	517,147.77	511,120.51	521,085.47	4	23,448.86	0.26	23,449	
760134 Larry W. Brummet/ONEOK Chair in Rock Mechanics (formerly Prof in Pe	551,600.41	532,413.78	500,000.70	528,004.96	4	23,760.22	(0.04)	23,760	
760135 Williams Professorship of Telecommunications Networking	402,528.16	388,526.62	364,873.23	386,909.88	4	17,388.92	0.06	17,389	
760136 Lester A. Day Family Chair for the Dean of the College Earth & Energy for	536,762.30	518,091.75	486,550.26	513,801.44	4	25,121.06	0.08	25,121	
760137 American Airlines Professorship of Meteorology	268,352.16	259,018.11	243,248.82	266,879.03	4	11,669.29	(0.02)	11,669	
760138 ConocoPhillips Petroleum Professorship of Chinese and Asian Studies (fom	348,404.51	336,283.99	315,943.05	336,404.18	4	16,007.66	(0.14)	16,007	
760139 Williams Professorship of Engineering	289,978.44	279,891.60	262,852.13	277,674.06	4	12,490.83	0.12	12,491	
760140 Clyde Becker, Sr. Endowed Chair in Geology & Geophysics	576,466.00	556,414.16	522,539.92	661,806.69	4	24,851.90	0.18	24,851	
760141 Williams Chair in Meteorology	616,658.59	602,047.87	566,018.20	697,908.22	4	26,905.87	0.16	26,906	
760142 Gregory D. Kunesch (formerly Weitzenhoffer) Endowed Department Chair i	572,236.70	563,557.27	504,547.42	646,780.46	4	24,605.12	0.19	24,605	
760143 Weitzenhoffer Professorship of Musical Theater	315,637.71	304,119.51	284,517.01	301,424.74	4	13,664.11	0.06	13,664	
760144 Weitzenhoffer Professorship of Musical Theater #2	278,303.56	268,623.23	252,269.15	266,398.66	4	11,967.94	0.06	11,968	
760145 Weitzenhoffer Professorship of Arts Management	271,317.34	261,877.47	245,933.27	260,706.93	4	11,868.93	0.06	11,868	
760146 Michael Price Chair #4	2,881,002.86	2,665,201.09	2,386,128.97	2,644,110.97	4	118,964.99	110,997.98	229,963	

OKLAHOMA STATE REGENTS' ENDOWMENT TRUST FUND--2018 DISTRIBUTION SCHEDULE

Account	Account Balance			Three-year Average		F 115 Available		Total Available		Distribution	
	6/30/18	6/30/17	6/30/16	Mrkt. Value	#Qrts	Distribution	FY17 Carryover	Distribution	Requested		
760147 Carl E. and Thelma J. Gungoll Family Chair in Petroleum Geology & Geophysics	564,920.82	543,271.43	517,525.24	640,766.83	4	24,334.01	(0.28)	24,334.01			
760148 Kingfisher College Chair in Philosophy of Religion and Ethics	79,414.24	76,652.09	71,985.82	76,017.38	4	3,420.78	(0.16)	3,420.78			
760149 Bob & Dora Klazubka Chair in Geology & Geophysics	820,362.73	758,913.39	679,447.88	762,908.00	4	38,880.86	38,819.43	72,700.00			
760150 Dr. Freda Derdeyn Bamas Professorship of Piano	283,248.40	273,396.76	256,751.88	271,182.36	4	12,200.96	(0.26)	12,200.96			
760151 Kandi & Mark McClasland Chair for the Director of the School of Meteorology	566,496.75	546,791.59	513,503.00	542,263.78	4	24,401.87	0.21	24,401.87			
760152 Weathernews Chair in Applied Meteorology	566,496.75	546,791.59	513,503.00	542,263.78	4	24,401.87	0.21	24,401.87			
760153 Williams Chair in Telecommunications Networking	1,195,559.38	1,153,973.34	1,083,719.46	1,144,417.39	4	61,498.78	0.17	61,498.78			
760154 Chong R. Liew Chair in Economics	761,620.30	734,216.10	728,027.07	741,287.99	4	38,367.96	(0.02)	38,367.96			
760155 Frank Eldoun and Edna Asper Eldouri Professorship of Law	328,318.03	316,898.30	297,605.78	314,274.04	4	14,142.33	(0.21)	14,142.33			
760156 The Mewbourne Chair in Petroleum Engineering #2 (formerly listed as #4)	671,617.33	662,450.61	593,085.67	642,384.64	4	28,907.30	(0.18)	28,907.30			
760157 Aaron Alexander Professorship in Civil Engineering	313,102.65	302,212.15	283,812.90	299,709.23	4	13,486.92	(0.02)	13,486.92			
760158 James Garner Chair in Drama	616,217.37	594,572.55	558,572.68	589,867.63	4	26,643.59	0.28	26,643.59			
760159 ConocoPhillips Petroleum Company Chair of Latin American Studies	662,863.67	613,211.80	575,879.30	617,318.26	4	27,779.32	13,607.31	41,287.00			
760160 Gaylord Family Chair #2	598,825.99	577,949.41	555,215.48	577,330.29	4	26,979.86	0.39	26,979.86			
760161 Gaylord Family Endowed Professorship #3	359,740.82	347,199.64	333,542.51	346,827.65	4	16,607.24	0.06	16,607.24			
760162 Gaylord Family Endowed Professorship #4	383,035.46	354,344.16	317,240.92	361,640.18	4	16,819.31	11,989.86	27,200.00			
760163 Gaylord Family Endowed Professorship #5	404,036.99	389,980.93	366,219.78	386,746.90	4	17,403.67	0.45	17,403.67			
760164 Gaylord Family Endowed Professorship #6	442,262.26	427,372.52	428,362.08	432,666.62	4	19,469.96	0.18	19,470.00			
760165 Gaylord Family Endowed Professorship #7	433,772.79	413,911.30	411,203.44	421,296.84	4	18,968.31	0.01	18,968.31			
760166 Dr. Henry J. Freede Professorship in Engineering	257,240.47	248,292.44	233,176.88	246,236.60	4	11,080.66	0.07	11,080.66			
760167 Douglas and Hilda Boume Chair in Chemical Engineering	559,825.99	539,652.58	506,797.97	536,183.60	4	24,083.26	0.10	24,083.26			
760168 Tommy C. Craghead Professorship in Meteorology	537,560.91	518,836.01	487,183.64	487,183.64	4	23,164.03	(0.04)	23,164.03			
760169 John Steed Chair in Accounting (formerly David C Steed Chair)	681,255.76	657,660.99	617,534.67	662,117.14	4	29,846.77	(0.04)	29,846.77			
760170 Steed Professorship in Accounting #1	237,987.99	229,710.24	215,725.60	227,807.94	4	10,261.36	(0.18)	10,261.36			
760171 Steed Professorship in Accounting #2	260,446.15	240,955.91	215,725.51	239,049.19	4	10,767.21	7,746.16	18,500.00			
760172 Robert M. Zinke Chair in Energy Management	744,930.94	689,131.82	647,176.80	698,746.62	4	31,218.59	15,179.70	46,398.00			
760173 Sara Louise Welsh Chair in History	566,792.45	546,767.92	512,854.72	542,138.36	4	24,396.23	(0.24)	24,396.23			
760174 Peggy V. Helmerich Visiting Professorship in Drama	353,680.93	341,372.87	320,527.93	336,627.25	4	16,233.73	0.28	16,233.73			
760175 Mary Lou Milner Carver Chair (Fine Arts)	991,571.69	980,412.83	948,143.93	960,110.36	4	45,604.99	(0.01)	45,604.99			
760176 The Mewbourne Chair in Petroleum Engineering #5	475,906.95	459,366.06	431,441.18	455,671.40	4	20,600.71	0.07	20,600.71			
760177 Max Berry International Programs Center Chair	479,779.02	463,909.57	434,897.63	469,256.74	4	20,666.51	0.02	20,666.51			
760178 Jerome M. & Wanda Oey Westheimer Distinguished Visiting Chair in the Fr	475,264.62	458,848.28	431,035.68	465,049.63	4	20,477.23	0.22	20,477.23			
760179 Norman R. Gelpman Professorship of Geology & Geophysics	283,110.96	273,263.96	256,627.17	271,000.70	4	12,196.03	(0.19)	12,196.03			
760180 Charles L. Blackburn Chair	575,833.59	553,804.58	521,967.08	551,201.76	4	24,804.08	(0.23)	24,804.08			
760181 Robert E. Busch Professorship of Construction Science	240,746.66	232,728.39	223,450.21	232,306.42	4	10,468.88	(0.16)	10,468.88			
760182 Homer L. Dodge Endowed Chair in High Energy Physics	1,006,412.83	970,619.63	909,941.17	962,324.62	4	48,304.62	0.01	48,304.62			
760183 Harold I. & Ruth Newman Chair in U.S. China Issues	993,240.86	918,342.06	862,902.40	924,995.11	4	41,624.78	20,239.52	61,864.00			
760184 Susan E. Brackett Distinguished Visiting Artist Chair in the School of Dance	475,977.00	459,420.49	431,451.19	455,616.23	4	20,602.73	0.13	20,602.73			
760185 Mr. & Mrs. Laurence S. Youngblood Chair for Energy Librarian	496,619.34	459,420.49	431,451.19	462,497.17	4	20,812.37	10,119.63	30,932.00			
760186 Peggy V. Helmerich Chair for the Dean of Libraries	1,003,195.36	969,287.83	909,182.62	960,221.94	4	48,209.99	(0.02)	48,210.00			
760187 Lew & Myra Ward Chair in Reservoir Characterization	475,977.00	459,420.49	431,451.19	455,616.23	4	20,602.73	0.13	20,602.73			
760188 Ted A. Krinke Professorship of Civil Engineering	475,955.18	460,936.13	432,775.23	467,086.55	4	20,669.00	0.06	20,669.00			
760189 Wjodejan & Bill Saxon Chair for the Director of the Fred Jones Jr. Museum	500,407.44	483,167.20	453,597.35	479,163.99	4	21,662.38	0.21	21,662.38			
760190 Schusterman Chair in Modern Israel Studies	487,667.71	471,806.52	444,916.06	468,130.09	4	21,066.86	(0.25)	21,066.86			
760191 Schusterman Professorship of Jewish Religious and Intellectual History	232,354.87	224,423.59	224,168.02	224,168.02	4	10,087.56	0.17	10,087.56			
760192 Homer L. Dodge Endowed Chair in Atomic, Molecular & Chemical Physics	997,530.61	964,085.31	846,993.79	996,203.24	4	42,129.15	0.23	42,129.15			
760193 Homer L. Dodge Chair in Astrophysics	1,206,607.79	1,164,629.15	1,172,401.09	1,181,212.67	4	63,154.57	0.07	63,155.00			
760194 Howard & Suzanne Kauffmann Chair in Engineering	952,202.01	919,081.73	863,127.61	911,470.45	4	41,016.17	(0.23)	41,016.17			
760195 Nett Vincent Boggs Professorship of Engineering	237,987.99	229,710.24	215,725.60	227,807.94	4	10,261.36	(0.18)	10,261.36			
760196 John and Mary Moore Chair in Engineering	475,977.00	459,420.49	431,451.19	455,616.23	4	20,602.73	0.13	20,602.73			
765004 Kaiser Family Foundation/Tulsa Community Chair in Infant/Toddler Educat	2,248,791.04	940,389.55	883,166.87	1,367,449.16	4	61,085.21	3,739.73	64,825.00			
760197 David C. Steed Chair in Accounting (formerly Steed Professorship #3)	791,026.09	770,858.10	723,760.66	761,881.62	4	34,284.67	(3,739.51)	30,545.00			
760198 Dr. David W. Franke Professorship on Computer Science	263,214.86	254,055.21	238,576.23	261,948.77	4	11,837.69	0.29	11,838.00			
760199 Luke R. Corbett Chair in Exploration and Development fo Geosciences	503,734.11	486,882.71	458,215.24	482,944.02	4	21,732.48	(0.01)	21,732.48			
760200 Mary Lou Milner Carver Professorship #1 (Fine Arts)	306,622.10	283,654.55	253,953.20	281,409.96	4	12,663.45	12,842.01	25,505.00			
760201 Mary Lou Milner Carver Professorship #2 (Fine Arts)	263,210.77	238,576.22	228,576.22	261,947.40	4	11,337.63	(0.71)	11,337.63			
760202 The Mewbourne Chair in Petroleum Engineering #6	569,089.60	526,461.90	471,336.29	522,295.93	4	28,603.32	19,487.21	42,961.00			
760203 Conoco Phillips Visiting Chair in Petroleum Geology/Geophysics	442,353.79	406,428.24	366,370.06	406,981.03	4	18,269.16	13,878.39	31,648.00			
760204 ONEOK Chair in Natural Gas Engineering and Management	447,818.64	420,541.60	444,106.75	444,106.75	4	19,984.80	(0.05)	19,985.00			
760205 Conoco Phillips Professorship of International and Area Studies #5	269,134.05	259,776.34	243,970.24	267,626.88	4	11,693.21	(0.10)	11,693.00			
760206 Chesapeake Energy Corporation Chair #1	734,621.46	728,372.28	684,023.22	722,338.99	4	32,606.25	0.01	32,606.25			
760207 Shannon Self Chair in Debate	1,052,858.70	1,016,222.98	954,304.91	1,007,795.63	4	46,360.80	0.20	46,361.00			
760208 Wick Cary Endowed Prof. at the Center for America's Constitutional Herita	467,199.48	447,400.74	311,523.84	406,708.02	4	18,391.86	0.12	18,392.00			
760209 Wick Cary Endowed Prof. at the Institute for Quality Commonwealth	328,019.21	316,550.34	304,095.39	316,201.58	4	14,220.07	0.15	14,220.07			
760210 Charles C. & Virginia Ann Wiedle Prof. in Accounting	229,603.65	222,052.97	228,634.92	228,634.92	4	10,230.14	(0.10)	10,230.00			
760211 Drusa B. Cable Chair in Elementary Education	491,392.20	432,614.93	469,072.99	469,072.99	4	21,108.28	(0.03)	21,108.28			
760212 Robert and Virginia Bell Endowed Chair in Anthropological Archaeology	41,827.58	40,335.32	36,916.01	39,692.97	4	1,786.18	(0.52)	1,786.18			
Subtotal, OU:	11,908,839.20	112,165,064.04	106,113,636.69	111,726,143.28		6,023,968.33	446,692.26	6,470,660.61			
OU Health Sciences Center											
770001 Carl J. Herzog Chair in Dermatology	1,026,262.40	992,611.76	1,008,943.96	1,009,272.71	4	45,417.27	0.00	45,417.27			
770002 Laureate Psychiatric Chair in Molecular Medicine #1	1,606,398.41	1,454,474.66	1,364,901.03	1,441,324.67	4	64,886.61	0.00	64,886.61			
770003 Laureate Psychiatric Chair in Molecular Medicine #2	1,728,196.25	1,668,107.66	1,566,526.72	1,642,446.00	4	74,442.46	0.00	74,442.46			
770004 Hobbs-Recknagel Cent Chair in Pediatric Research	1,166,872.77	1,126,301.14	1,057,714.00	1,116,962.64	4	60,263.32	0.00	60,263.32			

OKLAHOMA STATE REGENTS' ENDOWMENT TRUST FUND--2018 DISTRIBUTION SCHEDULE

Account	Account Balance 6/30/18	Account Balance 6/30/17	Account Balance 6/30/16	Three-year Average		F IIS Available Distribution	FY17 Carryover	Total Available Distribution	Distribution Requested
				Mrkt. Value	#Qrts				
770005 C.R. Anthony Centennial Chair in Pediatrics	1,248,714.19	1,206,297.26	1,131,302.42	1,136,304.62	4	53,788.71	0.00	53,788.71	
770006 James A. Merrill Chair of Obstetrics and Gynecology	770,643.73	745,760.43	729,498.45	748,634.20	4	33,688.54	(0.00)	33,688.54	
770007 Mosier Centennial Chair in Pharmaceutical Sciences	1,429,672.09	1,391,863.65	1,323,549.18	1,381,894.97	4	62,176.27	68,284.64	130,460.91	
770008 Lloyd Rader Chair in Pathology	220,410.17	222,399.11	208,856.87	220,656.38	4	9,924.99	(0.00)	9,924.99	
770009 Frances & Malcolm Robinson Chair in Gastroenterology	778,122.48	694,656.98	694,656.98	738,766.11	4	33,244.67	4,661.89	37,906.46	
770010 James R. McEldowney Chair of Immunology	1,062,092.47	1,016,612.86	955,398.65	1,007,701.33	4	46,346.66	0.00	46,346.66	
770011 John S. Gammill Chair in Polycystic Kidney Disease	1,642,112.40	1,586,016.92	1,498,495.90	1,571,576.07	4	70,734.38	0.00	70,734.38	
770012 Dean A. McFee Chair in Ophthalmology	702,512.86	678,068.81	636,794.10	672,464.69	4	30,280.91	0.00	30,280.91	
770013 Arnold & Bess Ungerman Chair in Psychiatry	794,493.17	766,869.07	720,170.35	760,610.86	4	34,222.99	(0.00)	34,222.99	
770014 Richard and Adeline Fleischaker Chair of Dermatology Research	1,040,620.00	995,248.77	891,036.68	976,536.15	4	45,903.68	42,659.24	88,462.83	
770015 John W. Records Chair in Obstetrics & Gynecology	727,697.33	702,375.49	664,075.15	698,049.33	4	31,412.22	0.00	31,412.22	
770016 Chair in Child Neurology	705,347.02	680,874.02	658,029.78	681,417.20	4	30,663.77	0.00	30,663.77	
770017 Lawrence N. Upjohn Chair in Medicine (6/21/93)	685,216.44	691,391.77	621,115.72	665,907.98	4	29,616.68	0.00	29,616.68	
770018 Kimberly V. Talley Chair in Medical Genetics (formerly Children's)	1,132,766.90	1,115,729.98	1,001,181.40	1,082,559.39	4	45,716.17	0.00	45,716.17	
770019 Natalie O. Warren Chair of Medicine	873,769.70	843,379.48	792,021.11	836,386.76	4	37,637.40	(0.00)	37,637.40	
770020 Chair in Orthodontics	720,617.49	695,661.96	653,205.07	689,794.84	4	31,040.77	0.00	31,040.77	
770021 Francis Duffy Professorship of Oncology	369,713.84	367,040.28	342,606.63	366,463.68	4	16,040.41	0.00	16,040.41	
770022 Virginia Briscoe Rumsey-Jean Hulsey Rumsey Chair in Pulmonary	696,296.48	669,276.84	621,349.53	661,973.96	4	29,788.83	4,200.82	33,989.65	
770023 Don H. O'Donoghue Chair in Orthopedic Surgery	604,028.08	604,028.08	456,877.16	482,469.47	4	21,711.13	(0.00)	21,711.13	
770024 Ben Johnson Chair in Pediatric Cancer Research (formerly Childr	1,176,669.83	1,132,662.22	1,063,866.15	1,123,469.40	4	50,666.67	0.00	50,666.67	
770025 Founders of Doctors Hospital Chair in Family Medicine	1,222,997.61	1,180,474.46	1,106,588.39	1,170,686.78	4	62,630.91	(0.00)	62,630.91	
770026 Paul and Ruth Jones Chair in Cancer	1,001,538.13	966,765.78	908,918.15	969,074.02	4	43,168.83	(0.00)	43,168.83	
770027 Paul and Ruth Jones Chair in Diabetes	1,096,376.09	1,100,694.68	985,441.39	1,060,837.39	4	47,737.68	0.00	47,737.68	
770028 Paul and Ruth Jones Chair in Mental Health	1,004,106.18	969,197.06	910,195.47	961,166.24	4	43,262.48	(0.00)	43,262.48	
770029 Presbyterian Health Foundation Chair in Pathology	1,462,626.92	1,401,360.79	1,254,615.92	1,369,830.87	4	61,628.89	117,765.80	179,384.69	
770030 John L. Plewes Chair in Anesthesiology	1,087,238.14	1,049,436.37	985,529.05	1,040,734.19	4	46,833.04	(0.00)	46,833.04	
770031 William E. Brown Professorship of Dentistry	677,221.27	663,674.60	613,868.47	646,254.78	4	29,171.47	0.00	29,171.47	
770032 Shepard Thompson Clinger Chair in Surgery (6/27/96)	941,673.94	906,383.30	853,595.72	901,400.39	4	40,663.04	(0.00)	40,663.04	
770033 Hillcrest Chair of Obstetrics and Gynecology (Tulsa)	624,249.74	602,644.87	565,852.35	597,648.99	4	26,889.70	(0.00)	26,889.70	
770034 Gore Prof of Otorhinolaryngology	624,691.31	606,448.08	475,607.41	502,348.91	4	22,601.20	0.00	22,601.20	
770035 Ed Miller Chair in Molecular Biology (formerly MOST)	1,167,632.67	1,126,938.00	1,058,312.09	1,117,694.22	4	50,291.74	(0.00)	50,291.74	
770036 William K. Warren Chair of Diabetes Studies	1,340,136.13	1,298,687.63	1,215,661.02	1,283,127.89	4	67,740.76	(0.00)	67,740.76	
770037 Alfred M. Shideler Professorship of Pathology	360,496.70	336,332.61	317,979.57	336,602.63	4	16,102.11	0.00	16,102.11	
770038 Herbert & Dorothy Langsam Chr in Geriatric Pharmacy (11/17/94)	699,708.77	657,034.68	494,940.43	576,561.23	4	23,676.26	11,612.30	35,288.16	
770039 Edward L. Gaylord Chair in Ophthalmology	1,063,747.97	1,046,066.66	982,365.38	1,037,393.50	4	46,632.70	(0.00)	46,632.70	
770040 James P. Lutton Chair in Ophthalmology	647,416.38	628,382.00	496,205.70	624,001.03	4	23,680.06	(0.00)	23,680.06	
770041 Reba McIntire Chair in Neonatal Research #6 (formerly #3)	803,328.04	775,396.70	728,178.20	768,967.66	4	34,603.54	(0.00)	34,603.54	
770042 Jordan/Hearland Professorship of Pathology Housestaff Educatio	402,848.29	397,767.71	363,050.91	387,588.97	4	17,466.00	11,284.94	28,739.94	
770043 G. Rainey Williams Research Professorship	428,680.64	413,727.35	388,533.04	410,297.01	4	18,469.37	0.00	18,469.37	
770044 Kathryn G. and Doss Owen Lynn M.C. Chair in Neurology	639,676.84	609,912.63	489,191.08	516,893.48	4	23,246.71	(0.00)	23,246.71	
770045 G. Rainey Williams, M.D. Chair in Surgical Breast Oncology	2,283,661.89	2,184,965.41	2,051,900.56	2,166,339.23	4	97,607.77	(0.00)	97,607.77	
770046 Rainbolt Family Chair in Child Psychiatry	427,134.14	412,280.24	387,762.42	409,068.93	4	18,407.65	(0.00)	18,407.65	
770047 Donald W. Reynolds Professorship of Geriatrics	1,099,285.66	1,061,045.18	996,433.98	1,062,248.27	4	47,361.17	(0.00)	47,361.17	
770048 Esther & Ted Greenberg Professorship of Neurosurgery	736,774.20	739,669.22	706,893.75	746,079.06	4	38,628.66	3,207.20	36,736.76	
770049 Jill Pitman Jones Professorship of Physical Therapy	382,166.20	341,422.36	350,665.31	341,624.73	4	16,873.11	3,483.89	18,666.61	
770050 M.G. McCool Chair in Ophthalmology	444,646.72	429,096.64	402,993.91	426,645.06	4	19,149.63	0.00	19,149.63	
770051 Founders & Associates Professorship of Family Medicine	220,666.43	212,697.43	199,932.85	211,132.23	4	9,600.96	0.00	9,600.96	
770052 James Carter Todd Professorship of Cancer Research	493,191.38	418,703.65	393,211.00	416,237.01	4	18,686.67	0.00	18,686.67	
770053 Lorene Cooper Hasbrouck Professorship of Rural Health	341,983.07	330,047.18	309,948.65	327,509.64	4	14,728.93	(0.00)	14,728.93	
770054 Mary Louise Todd Professorship of Cardiovascular Research	465,400.28	449,041.93	402,022.40	446,468.00	4	20,046.96	16,498.17	36,545.13	
770056 CHF (formerly CMRI) #8/Paula Milburn Miller Chair I Pediatric S	1,116,714.69	1,076,921.81	1,011,341.68	1,067,992.73	4	48,069.67	(0.00)	48,069.67	
770059 CHF (formerly CMRI) Griffin Family Chair in Gastroenterology-P	623,468.71	576,414.21	576,414.21	608,221.08	4	27,869.96	0.00	27,869.96	
770060 Russell J. Stratton Professorship of Dentistry	463,619.78	437,847.62	411,184.50	434,217.30	4	19,639.78	0.00	19,639.78	
770061 The Morningside Endowed Leadership (Hillcrest) Chair in Medicir	940,103.79	907,416.79	852,158.81	899,893.12	4	40,496.19	(0.00)	40,496.19	
770062 OK State Assoc. of Pathologists Professorship in Pathology	286,230.81	289,321.84	271,978.80	282,610.48	4	12,712.97	3,373.85	16,086.61	
770063 formerly Brumback	213,373.15	209,816.64	189,023.08	203,908.92	4	9,176.68	36.49	9,212.17	
770064 Dr. Henry Freede Chair in Orthopedic Surgery	447,314.13	431,761.22	405,468.74	428,181.36	4	19,268.16	0.00	19,268.16	
770065 CHF (formerly CMRI) #6/Jean Gumerson Endowed Chair in Clinic	834,109.79	805,117.38	756,286.71	798,604.61	4	36,982.71	0.00	36,982.71	
770066 A. Earl and Frances Ziegler Prof. in Nursing	610,306.64	530,184.06	564,690.65	568,360.06	4	26,676.20	12,439.84	39,116.04	
770067 CHF (formerly CMRI) /Shaun Walters Pediatric Research #7	1,447,761.68	1,397,414.01	1,312,317.59	1,386,827.72	4	62,362.26	(0.00)	62,362.26	
770068 Warren Crosby Chair in Obstetrics & Gynecology	469,138.99	472,175.19	443,424.47	463,263.22	4	21,071.84	(0.00)	21,071.84	
770069 Chair in Neurosciences	420,667.44	414,822.66	389,376.62	411,134.64	4	18,360.00	0.00	18,360.00	
770070 Donald W. Reynolds Chair of Geriatrics #2	976,000.19	942,070.23	884,727.21	934,266.88	4	42,041.96	0.00	42,041.96	
770071 Donald W. Reynolds Chair in Geriatrics #3	976,272.10	941,386.29	884,550.44	933,736.94	4	42,018.12	(0.00)	42,018.12	
770072 Donald W. Reynolds Chair in Geriatrics #4	1,122,620.96	1,065,817.06	958,936.41	1,045,091.27	4	47,029.11	31,369.87	78,388.98	
770073 Donald W. Reynolds Chair in Geriatrics #5	966,973.62	922,736.78	866,553.76	916,087.69	4	41,178.96	0.00	41,178.96	
770074 Paul E. Tsetze, M.D. Chair in Family Medicine	822,638.19	760,926.69	681,249.65	764,304.66	4	39,970.71	31,680.02	66,650.73	
770075 The Henry J. Freede, M.D. Professorship in Medical-Surgical Nurs	627,968.79	609,602.36	473,575.78	605,678.97	4	22,742.06	(0.00)	22,742.06	
770076 Edward and Helen Earlett Foundation Chair in Public Health	603,968.80	486,487.62	461,487.62	484,966.03	4	21,778.43	0.00	21,778.43	
770078 CHF (formerly CMRI) Patricia Browne Chair in Pediatrics #11 (public	1,480,038.72	1,428,578.46	1,341,583.87	1,416,733.68	4	63,763.02	(0.00)	63,763.02	
770080 CHF (formerly CMRI) #12 (public) Wal-Mart/Sam's Club Chair in Nepl	1,096,779.31	1,019,434.00	1,019,434.00	1,084,220.27	4	48,789.91	(0.00)	48,789.91	
770082 CMR #13 (public) Tnpp Lewallen	1,215,868.96	1,124,794.19	1,007,017.45	1,116,893.53	4	50,216.21	41,324.22	91,539.43	
770084 CHF (formerly CMRI) #14, Chair in Pediatrics-College of Medicine (p	719,089.77	694,087.42	651,821.04	688,332.74	4	30,974.97	0.00	30,974.97	
770085 Virginia Kerley Cade Chair in Cancer Treatment 6/02	1,293,764.03	1,263,169.93	1,457,742.17	1,338,216.71	4	60,219.84	(0.00)	60,219.84	

OKLAHOMA STATE REGENT'S ENDOWMENT TRUST FUND--2018 DISTRIBUTION SCHEDULE

Account	Account Balance 6/30/18	Account Balance 6/30/17	Account Balance 6/30/16	Three-year Average		FY17 Carryover	FY18 Available		Total Available Distribution	Distribution Requested
				Mrkt. Value	# Qrts		Distribution	Distribution		
770086 Dr. & Mrs. VW Kerley & Mr. & Mrs. Cash Cade Chair in Cancer (1,198,988.04	1,099,956.18	1,034,472.59	1,091,198.60	4	49,101.24	0.00	49,101.24		
770087 Presbyterian Health Foundation Chair in Otorhinolaryngology	1,176,869.41	1,126,447.27	1,057,851.24	1,120,589.31	4	60,417.62	4,826.32	55,243.84		
770088 The Donald Welk, DDS Professorship in Restorative Dentistry	266,706.26	247,780.70	232,691.87	246,726.28	4	11,067.68	0.00	11,067.68		
770089 CHF (formerly CMRD) #9/Dewayne Murcer Endowed Chair in Her	1,042,636.65	964,444.93	863,457.76	956,812.54	4	43,066.66	88,806.63	126,863.09		
770090 The C. S. Lewis Jr., M.D. Professorship on Internal Medicine-Tuls	280,994.41	279,312.34	250,065.66	270,124.14	4	12,165.69	0.00	12,165.69		
770091 Elizabeth Merrick Coe Chair in Breast Imaging	677,163.00	563,607.61	518,803.23	563,607.61	4	24,893.46	(0.00)	24,893.46		
770093 CHF (formerly CMRI) #15 Edith Kinney Gaylord Chair in Pediatric Me	998,730.80	964,005.24	905,299.13	956,011.72	4	43,020.63	(0.00)	43,020.63		
770094 Donald W. Reynolds Chair in Genetics #6	967,870.36	965,903.31	938,059.06	968,944.24	4	43,377.49	(0.00)	43,377.49		
770095 Donald W. Reynolds Chair in Genetics #7	890,755.74	859,989.94	809,023.97	863,256.68	4	36,396.66	0.00	36,396.66		
770098 Donald W. Reynolds Chair in Genetics #6	954,007.67	923,742.50	920,504.10	952,761.42	4	41,973.81	0.00	41,973.81		
770097 Donald W. Reynolds Chair in Genetics #5	911,491.29	879,873.60	827,218.71	892,878.75	4	39,278.75	0.00	39,278.75		
770098 Donald W. Reynolds Chair in Genetics #10	1,150,107.11	1,178,606.92	1,055,195.47	1,127,969.83	4	60,768.64	4,710.05	56,468.69		
770102 CHF (formerly CMRD) #16/James Paul Linn Chair in Pediatrics (Public)	1,016,902.54	981,545.61	921,775.38	975,407.86	4	45,803.96	0.00	45,803.96		
770103 Will and Helen Webster Chair in Arrhythmia Research	1,033,238.04	997,312.83	936,580.55	989,043.81	4	44,606.97	(0.00)	44,606.97		
770104 Stuart Colter Miller Professorship in Allied Health	332,911.68	321,336.49	301,768.41	318,672.19	4	14,340.25	0.00	14,340.25		
770105 Paul H. & Dons Eaton Travis Chair in Endocrinology	1,263,031.84	1,299,968.89	1,170,017.03	1,244,389.25	4	65,995.27	0.00	65,995.27		
770106 Paul H. & Dons Eaton Travis Chair in Thoracic Surgery	994,598.16	966,711.76	893,409.69	951,673.20	4	42,820.79	0.00	42,820.79		
770107 The Founders and Associates Endowed Chair in Family Medicine	455,181.10	439,360.63	412,622.13	456,721.29	4	19,007.46	0.00	19,007.46		
770108 Nancy Sullatt Professorship in Speech Pathology	297,767.03	299,306.10	267,965.88	289,346.34	4	12,975.69	(0.00)	12,975.69		
770109 Chair in Hematology	1,073,106.12	1,035,820.31	973,207.02	1,027,377.82	4	46,292.00	0.00	46,292.00		
770110 Thomas Acres Chair in Ophthalmology (formerly Low Vision Rehab)	1,067,949.45	1,031,058.01	969,326.83	1,022,778.10	4	46,025.01	(0.00)	46,025.01		
770111 Elam-Flowman Professorship in Physical Therapy	391,521.40	377,908.38	354,895.31	374,776.03	4	16,864.88	0.00	16,864.88		
770112 John Flack Burton M.D. Professorship in Medical Humanities	385,654.26	360,811.62	327,564.75	366,010.21	4	16,110.46	18,747.18	34,857.64		
770113 Harris Family Foundation on Surgery Library Professorship	348,168.58	328,392.02	294,255.53	328,606.38	4	14,662.24	8,669.03	23,231.27		
770114 John H. Holliman Professorship of Pathology Undergrad Medical Ed.	411,074.03	405,252.59	382,522.89	399,616.60	4	17,982.74	12,341.36	30,324.09		
770115 Harry Wilkins Chair in Neurosurgery	470,624.55	454,261.15	426,598.51	450,494.74	4	20,272.26	(0.00)	20,272.26		
770116 Bob G. Eaton Chair in Radiological Sciences	568,953.58	549,181.83	515,965.68	544,700.36	4	24,611.62	0.00	24,611.62		
770117 The H. T. Shillingburg, D.D.S. Professorship in Fixed Prosthodontics	328,742.30	315,381.63	296,176.18	312,766.70	4	14,074.60	(0.00)	14,074.60		
770118 Chair in Gynecologic Oncology	628,570.53	606,720.27	569,797.00	601,636.94	4	27,078.32	0.00	27,078.32		
770119 Stewart Wolf Chair Internal Medicine	1,237,722.19	1,196,037.59	1,120,236.29	1,184,666.96	4	63,309.94	(0.00)	63,309.94		
770120 Professorship of Psychiatric Education	273,924.42	267,883.04	243,915.18	261,907.65	4	11,785.84	(0.00)	11,785.84		
770121 Endowed Chair for the College of Pharmacy	899,840.91	832,438.25	745,273.98	826,861.05	4	37,163.30	62,260.78	99,424.08		
770122 Oxley Foundation Chair in Program for Assertive Community Treatment	1,057,278.89	980,023.85	920,192.54	986,891.76	4	44,362.43	20,569.44	64,921.87		
770123 Robert G. Gordon, Jr. Chair in Surgery	503,043.31	485,552.72	455,984.55	481,626.86	4	21,668.71	0.00	21,668.71		
770124 Endowed Professorship in Developmental Disabilities	290,978.69	293,486.49	262,755.64	282,406.94	4	12,708.31	0.00	12,708.31		
770125 Chair in Pennatal Research	739,549.44	714,426.23	672,491.88	708,822.62	4	31,897.01	(0.00)	31,897.01		
770126 Robert and Dons Klazubza Chair in Nursing (transfer from OU acct funder)	282,806.94	292,387.74	261,771.94	276,988.87	4	12,654.60	0.00	12,654.60		
770127 CHF (formerly CMRD)/E.L. & Thelma Gaylord Research Chair in Hemato	869,647.57	839,413.65	788,222.05	832,427.76	4	37,469.25	0.00	37,469.25		
770128 Samuel Nobel Foundation Chair in Cancer Research	1,637,622.19	1,580,701.27	1,494,900.41	1,667,741.29	4	70,543.36	0.00	70,543.36		
770129 CHF (formerly CMRD)/Chickasaw Naton Research Chair for Pediatric Diab	965,531.33	933,709.83	925,826.14	941,689.10	4	42,376.01	(0.00)	42,376.01		
770130 Chickasaw Naton Chair in Diabetes	1,131,996.51	1,047,204.21	937,996.81	1,039,096.84	4	46,767.96	42,068.86	88,826.82		
770131 Rainbolt Family Chair in Cancer Research	1,894,654.28	1,829,317.56	1,719,466.80	1,814,479.55	4	81,651.68	0.00	81,651.68		
770132 Choctaw Naton Chair in Adult Endocrinology	502,387.03	485,814.65	485,990.65	491,897.44	4	22,112.88	(0.00)	22,112.88		
770133 Don W. Reynolds Chair in Aging Research #1	949,560.94	916,550.41	860,757.36	908,966.24	4	40,903.03	0.00	40,903.03		
770134 Don W. Reynolds Chair in Aging Research #2	940,313.86	908,476.59	855,268.40	901,362.96	4	40,660.88	(0.00)	40,660.88		
770135 Don W. Reynolds Chair in Aging Research #3	948,790.19	915,802.47	860,047.54	908,213.40	4	40,869.60	(0.00)	40,869.60		
770136 Don W. Reynolds Chair in Aging Research #4	973,551.39	940,577.57	909,752.57	941,293.84	4	42,368.22	0.00	42,368.22		
770137 Nancy Johnston Record Chair in Oncology	2,497,516.47	2,436,588.04	2,390,314.22	2,441,472.91	4	109,866.28	0.00	109,866.28		
770138 Jim and Christy Everest Chair in Cancer Research	2,214,144.74	2,139,419.77	2,138,205.74	2,183,923.42	4	37,376.65	0.00	37,376.65		
770139 Jim and Christy Everest Chair in Cancer Development & Therapy Research	490,365.16	473,315.39	449,492.42	469,890.99	4	21,122.69	(0.00)	21,122.69		
770140 Harold Hamm Chair in Adult Diabetes Research	1,320,439.42	1,221,531.79	1,093,625.70	1,211,896.63	4	64,639.96	68,108.06	122,642.02		
770141 Harold Hamm Chair in Clinical Diabetes Research	1,027,137.76	993,182.43	936,221.78	986,518.99	4	44,348.13	0.00	44,348.13		
770142 Harold Hamm Chair in Adult Diabetes Clinical Care	1,980,659.13	1,832,297.68	1,640,438.54	1,817,798.46	4	81,800.93	102,162.10	188,963.03		
770143 Presbyterian Health Foundation Professorship in Micro & Immunology	237,238.86	228,993.07	215,059.15	227,097.02	4	10,219.37	(0.00)	10,219.37		
770144 CHF (formerly CMRD) Paul and Ann Milburn Endowed Research Chair in P	158,424.16	152,615.82	143,603.87	151,647.96	4	6,824.16	0.00	6,824.16		
770145 Virginia Kerley Cade Chair in Cancer Developmen	1,901,532.73	1,834,986.10	1,723,242.92	1,819,920.68	4	81,896.43	219.01	82,115.43		
770146 CHF (formerly CMRI) Choctaw Nati on Chair for Pediatric Endocrinology (I	950,671.19	920,782.30	893,554.91	921,669.47	4	41,475.13	(0.00)	41,475.13		
770147 CHF (formerly CMRI) Express Personnel Pediatric Emergency Medicine Ch	1,013,229.72	980,958.27	936,124.31	993,770.76	4	44,864.68	0.00	44,864.68		
770148 CHF (formerly CMRD) C.K. Anthony #2 Pediatric Pulmonology	650,219.71	610,763.89	546,812.85	606,932.82	4	27,263.98	34,064.03	61,321.01		
770149 Bozalis-Miller Professorship in Rheumatology, Immunology & Allergy	486,796.47	492,144.43	440,612.19	473,184.36	4	21,293.30	0.00	21,293.30		
770150 Donna L. Wong Professorship in Pediatric Nursing	296,217.90	299,472.15	268,114.55	287,994.87	4	12,967.07	0.00	12,967.07		
770151 Robert W. and Elsie E. Lykins Chair in Anesthesiology	1,016,480.09	981,133.32	921,367.43	972,993.61	4	43,784.71	(0.00)	43,784.71		
770152 Warren Jackman Chair in Electrophysiology	732,284.21	738,611.91	665,114.64	712,003.59	4	32,040.16	0.00	32,040.16		
770153 Sandra K. and David L. Gilliland Chair in Nuclear Pharmacy	508,240.04	490,566.66	460,683.71	486,496.80	4	21,892.36	(0.00)	21,892.36		
770154 Funnell-Strebel Professorship in Obstetrics & Gynecology	255,999.87	247,425.69	236,280.23	246,568.60	4	11,095.69	0.00	11,095.69		
770155 J. Andy Sullivan Chair in Orthopedic Resident Education (formerly Dept of	562,151.10	542,603.02	509,550.28	538,101.47	4	24,214.67	(0.00)	24,214.67		
770156 Ethelyn McElwee Chair in Alzheimer's Disease Research	1,016,480.09	981,133.32	921,367.43	972,993.61	4	43,784.71	(0.00)	43,784.71		
770157 John H. Saxon III, MD Professorship in Anesthesiology	245,283.32	230,341.85	205,248.40	245,248.40	4	10,946.18	0.00	10,946.18		
770158 CHF (formerly CMRD) #19 Department of Pediatrics - Paul Milburn (Public)	508,240.04	490,566.66	460,683.71	486,496.80	4	21,892.36	(0.00)	21,892.36		
770159 Richard T. Anderson Chair in Neuroscience	579,671.43	586,039.72	524,675.74	568,462.29	4	26,365.80	0.00	26,365.80		
770160 Joanne I Moore Professorship in Pharmacology	293,214.54	279,214.54	262,569.78	278,400.78	4	12,628.03	5,721.54	17,449.68		
770161 Harold L. Boyer/Mark Allen Everett Chair in Dermatology	564,163.63	545,115.47	544,528.42	551,269.17	4	24,807.11	(0.00)	24,807.11		
770162 James Park Dewar, M.D. Professorship in Pathology	276,053.63	271,628.70	256,965.78	268,216.04	4	12,069.72	0.00	12,069.72		
770163 CHF (formerly CMRD) #21 Emil Stratton, M.D. Endowed Research Chair in	633,491.45	586,039.72	524,675.74	581,402.30	4	26,163.10	26,983.67	62,546.67		

OKLAHOMA STATE REGENTS' ENDOWMENT TRUST FUND--2018 DISTRIBUTION SCHEDULE

Account	Account Balance 6/30/18	Account Balance 6/30/17	Account Balance 6/30/16	Three-year average		F 118 Available Distribution	FY17 Carryover	Total Available Distribution	Distribution Requested
				Mrkt. Value	# Qrts				
770184 CHF (formerly CMRL) #24 Inasmuch Foundation Endowed Research Chair i	823,538.88	761,851.63	632,078.46	755,822.99	4	34,012.03	84,238.64	63,310.67	
770185 CHF (formerly CMRL) #25 R.A. Herring/J.R. Seely MD./R.K. Chiles Endow	633,491.45	586,039.72	524,675.74	681,402.30	4	26,185.10	26,583.67	62,646.67	
770186 Donald D. Albers, MD Chair in Urology	1,101,575.71	1,113,475.46	996,883.90	1,070,678.36	4	48,176.08	0.00	48,176.08	
770187 James H. Little, MD Chair in Neurology	526,669.95	487,219.69	458,200.95	490,896.86	4	22,081.36	10,968.06	38,049.41	
770188 CHF (formerly CMRL) #27/Claire Gordon Duncan Endowed	508,240.04	490,566.66	460,683.71	486,496.80	4	21,892.36	(0.00)	21,892.36	
770189 Libby Warren Blankenship Professorship of Medical Breast Oncology	316,745.72	293,019.86	262,357.87	290,701.16	4	13,081.56	18,191.78	25,273.54	
770170 Graduate Alumni Chair in Orthodontics (upgrade from Prof.)	394,228.44	380,585.88	357,623.06	377,498.46	4	16,987.43	(0.00)	16,987.43	
770171 CHF (formerly CMRL) Cash Family Chair in Pediatric Diabetes	1,016,480.09	981,133.32	921,367.43	972,993.61	4	43,784.71	(0.00)	43,784.71	
770172 CHF (formerly CMRL) Arthritis Foundation, OK Chapter Endowed Research	633,491.45	586,039.72	524,675.74	681,402.30	4	26,185.10	26,583.67	62,646.67	
770173A Donald W. Reynold's Chair in Aging Research #3	940,630.71	908,222.66	853,908.74	900,920.70	4	40,641.43	(0.00)	40,641.43	
770173A Donald W. Reynold's Chair in Aging Research #6	1,047,249.27	1,011,479.11	955,576.03	1,004,768.14	4	45,214.67	(0.00)	45,214.67	
770174 Inasmuch Endowed Chair in Cancer Screening Outreach & Education	1,041,815.26	1,006,805.92	981,421.71	1,010,014.30	4	45,450.64	0.00	45,450.64	
770175 Professorship of Microbiology	227,602.54	219,695.21	206,335.83	217,877.87	4	9,804.60	0.00	9,804.61	
770176/77 Gaylord Foundation on Endowed Chair in Cancer Palliative Care	2,055,391.99	1,984,378.06	1,890,581.30	1,976,783.76	4	68,965.27	(0.00)	68,965.27	
770176 Steven E. Moore Chair in Head and Neck Cancer	1,323,862.03	1,277,814.63	1,199,938.32	1,267,204.99	4	67,024.22	0.00	67,024.23	
770179 Gary McKinney Chair in Bone Marrow Diseases	505,665.43	488,603.19	486,991.65	498,768.42	4	22,218.90	(0.00)	22,218.90	
770180 Mai Eager Anderson Chair in Cancer Clinical Trials	1,054,524.19	1,017,844.78	955,811.32	1,009,898.48	4	45,422.70	(0.00)	45,422.70	
770181 Phil and Fern Ashby Professorship	313,092.72	302,213.46	283,979.27	299,761.82	4	13,489.28	(0.00)	13,489.28	
770183 Louise and Clay Bennett Chair in Cancer	1,725,695.63	1,718,480.14	1,548,586.93	1,664,254.23	4	78,891.44	11,234.12	86,186.67	
770184 Jesus E. Medina MD Chair in Otorhinolaryngology	560,340.12	540,443.21	506,361.60	536,914.98	4	24,116.17	0.00	24,116.17	
770185 CHF (formerly CMRL) Dr. Geoffrey P. Altschuler Founder Endowed Research	1,239,628.78	1,146,774.28	1,026,696.01	1,137,899.69	4	51,196.49	62,322.47	103,619.96	
770186 CHF (formerly CMRL) Harris D. Riley Jr. MD Endowed Research Chair I/P	534,416.66	516,416.63	494,817.08	512,216.72	4	23,049.76	(0.00)	23,049.76	
770187 CHF (formerly CMRL) Endowed Chair in Pediatric Medical Genetics #1	1,159,342.84	1,172,079.43	1,049,351.47	1,126,824.68	4	50,711.61	(0.00)	50,711.61	
770188 CHF (formerly CMRL) Endowed Chair in Pediatric Medical Genetics #2	546,229.38	558,660.40	500,163.30	526,017.69	4	24,076.80	(0.00)	24,076.80	
770188A CHF (formerly CMRL) Endowed Research Professorship (split and renamed)	524,249.99	515,376.46	483,464.57	511,068.67	4	22,997.87	(0.00)	22,997.87	
770189 CHF (formerly CMRL) Endowed Research Professorship in Pediatrics Formi	1,140,284.61	1,054,871.49	944,416.33	1,046,624.14	4	47,093.69	47,490.42	94,684.01	
Subtotal, OU-HSC	147,812,055.95	142,712,821.82	133,768,704.53	141,451,196.10		6,366,303.82	1,120,932.46	1,485,286.29	
OU- Tulsa									
785001 Gussman Chair in Internal Medicine	946,345.78	913,789.67	859,225.92	906,463.79	4	40,790.42	0.00	40,790.42	
785002 Julian Rothbaum Chair in Community Health Research	960,682.42	927,279.95	870,812.38	919,691.58	4	41,381.62	(0.00)	41,381.62	
785003 The Oxley Foundation Chair in Neuroscience Research	965,360.69	932,808.20	895,033.72	931,067.54	4	41,898.04	0.00	41,898.04	
785004 Kaiser Family Foundation Chair in Medical Informatics - formerly #1	950,542.98	917,493.04	861,621.46	909,886.58	4	40,944.86	(0.00)	40,944.86	
785005 Kaiser Family Foundation Chair in Community Medicine Research- Chair #	1,134,051.25	1,049,105.04	939,253.68	1,040,808.58	4	46,536.16	42,368.08	89,224.23	
785006 Kaiser Family Foundation Chair in Emergency Medicine - Chair #2	959,241.58	924,152.52	861,621.46	917,671.86	4	41,236.26	(0.00)	41,236.26	
785007 Steven Langgarten Chair in Medical Leadership/Kaiser Family Foundation	950,542.98	917,493.05	861,621.46	909,886.63	4	40,944.86	(0.00)	40,944.86	
785008 George Kaiser Family Foundation on Internal Medicine formerly Kaiser Fam	1,015,784.92	1,007,437.75	906,997.75	976,740.14	4	49,965.31	0.00	49,965.31	
785009 Hille Foundation on Chair in Diabetes	950,543.01	917,493.07	861,621.48	909,886.86	4	40,944.86	0.00	40,944.86	
785010 George Kaiser Family Foundation on Chair in Medical Education (formerly #6)	1,016,480.09	981,133.32	921,367.43	972,993.61	4	43,784.71	(0.00)	43,784.71	
785011 George Kaiser Family Foundation on Professorship #7A Public Health, in Popu	508,240.04	490,566.66	460,683.71	486,496.80	4	21,892.36	(0.00)	21,892.36	
785011B George Kaiser Family Foundation on Professorship #7B Public Health, in Popu	508,240.04	490,566.66	460,683.72	486,496.81	4	21,892.36	0.00	21,892.36	
785012 George Kaiser Family Foundation on Internal Medicine #2 formerly Chair in	1,266,982.90	1,172,079.43	1,049,351.47	1,162,804.60	4	62,326.21	62,767.13	105,093.34	
785013 George Kaiser Family Foundation on Chair in Internal Medicine #5 formerly in	1,256,885.01	1,172,079.43	1,049,351.47	1,169,488.64	4	62,174.74	47,616.96	99,991.70	
785014 George Kaiser Family Foundation on Chair in Community Medicine (formerly	1,016,480.09	981,133.32	921,367.43	972,993.61	4	43,784.71	(0.00)	43,784.71	
785015 George Kaiser Family Foundation on Chair in Obstetrics formerly in Urology (f	1,080,922.80	1,072,575.09	960,266.19	1,037,921.36	4	46,706.46	(0.00)	46,706.46	
785016 George Kaiser Family Foundation on Professorship #12A, Chair in Public Health	599,349.64	566,286.39	508,333.71	567,989.91	4	26,109.56	16,682.96	41,692.51	
785016B George Kaiser Family Foundation on Professorship #12B, Chair in Public Health	599,349.65	566,286.39	508,333.71	567,989.92	4	26,109.56	16,682.96	41,692.51	
785017 George Kaiser Family Foundation on Chair in Surgery (formerly #13)	1,131,411.69	1,138,713.29	1,049,351.47	1,119,628.46	4	50,392.16	0.00	50,392.16	
785018 George Kaiser Family Foundation on Chair in Pediatrics (formerly #14)	1,014,305.41	979,100.65	920,069.54	971,163.64	4	43,702.13	0.00	43,702.13	
785019 George Kaiser Family Foundation on Chair in Psychiatry (formerly #15)	1,028,999.27	994,508.11	953,943.13	992,483.50	4	44,661.76	(0.00)	44,661.76	
785020 George Kaiser Family Foundation on Obstetrics and Gynecology #2 formerly	1,189,573.51	1,172,079.43	1,049,351.47	1,137,001.47	4	51,186.07	14,819.65	66,984.70	
785021 George Kaiser Family Foundation on Emergency Medicine #2 formerly Chair	1,266,982.90	1,172,079.43	1,049,351.47	1,162,804.60	4	62,326.21	62,767.13	105,093.34	
785022 George Kaiser Family Foundation on Pediatrics #2 formerly Chair #1E	1,266,982.90	1,172,079.43	1,049,351.47	1,162,804.60	4	62,326.21	62,767.13	105,093.34	
785023 George Kaiser Family Foundation on Medical Informatics #2 formerly Chair	1,266,982.90	1,172,079.43	1,049,351.47	1,162,804.60	4	62,326.21	62,767.13	105,093.34	
785024 George Kaiser Family Foundation on Professorship #20A, in Clinical Education	633,491.45	586,039.71	524,675.73	681,402.30	4	26,185.10	26,583.67	62,646.67	
785024B George Kaiser Family Foundation on Professorship #20B, in Clinical Education	633,491.45	586,039.72	524,675.74	681,402.30	4	26,185.10	26,583.67	62,646.67	
785025 George Kaiser Family Foundation on Professorship #21A, in Clinical Education	603,361.34	586,039.71	524,675.73	671,868.93	4	25,711.16	11,613.23	37,324.38	
785025B George Kaiser Family Foundation on Professorship #21B, in Clinical Education	603,361.35	586,039.72	524,675.74	671,868.94	4	25,711.16	11,613.23	37,324.38	
785026 George Kaiser Family Foundation on Professorship #22A/Chair in Clinical Edu	615,198.06	586,039.71	524,675.73	675,304.60	4	25,888.70	17,416.81	43,304.62	
785026B George Kaiser Family Foundation on Professorship #22B, Chair in Clinical Ed	615,198.06	586,039.72	524,675.74	675,304.61	4	25,888.70	17,416.81	43,304.61	
785027 George Kaiser Family Foundation on Professorship #23A, formerly Chair in Chi	614,960.91	586,039.71	524,675.73	675,326.46	4	25,886.16	17,279.66	43,164.71	
785027B George Kaiser Family Foundation on Professorship #23B, formerly Chair in Chi	614,960.92	586,039.72	524,675.74	675,326.46	4	25,886.16	17,279.66	43,164.71	
785028 George Kaiser Family Foundation on Chair #24	1,266,982.90	1,172,079.43	1,049,351.47	1,162,804.60	4	62,326.21	62,767.13	105,093.34	
785029 George Kaiser Family Foundation on Chair #25	1,266,982.90	1,172,079.43	1,049,351.47	1,162,804.60	4	62,326.21	62,767.13	105,093.34	
785030 George Kaiser Family Foundation on Professorship #26A	633,491.45	586,039.71	524,675.73	681,402.30	4	26,185.10	26,583.67	62,646.67	
785030B George Kaiser Family Foundation on Professorship #26B	633,491.45	586,039.71	524,675.74	681,402.30	4	26,185.10	26,583.67	62,646.67	
785031 George Kaiser Family Foundation on Chair #27 - Moved to Family 765004 OU	0.00	1,172,079.43	1,049,351.47		4				
785032 George Kaiser Family Foundation on Chairn OU-Tulsa #28	1,266,982.90	1,172,079.43	1,049,351.47	1,162,804.60	4	62,326.21	62,767.13	105,093.34	
785033 George Kaiser Family Foundation on Chair in OU-Tulsa #29	1,266,982.90	1,172,079.43	1,049,351.47	1,162,804.60	4	62,326.21	62,767.13	105,093.34	
785034 George Kaiser Family Foundation on Chair in OU-Tulsa #30	1,266,982.90	1,172,079.43	1,049,351.47	1,162,804.60	4	62,326.21	62,767.13	105,093.34	
785035 George Kaiser Family Foundation on Chair in OU-Tulsa #31	1,266,982.90	1,172,079.43	1,049,351.47	1,162,804.60	4	62,326.21	62,767.13	105,093.34	
785036 George Kaiser Family Foundation on Chair in OU-Tulsa #32	1,266,982.90	1,172,079.43	1,049,351.47	1,162,804.60	4	62,326.21	62,767.13	105,093.34	
785037 Oxley Foundation on Endowed Chair in Child & Adolescent Psychiatric Resear	1,013,043.37	979,515.52	919,266.75	970,120.65	4	48,665.42	(0.00)	48,665.42	
785038 Oxley Foundation on Endowed Chair in Child & Adolescent Psychiatric Educat	1,014,604.43	979,349.23	920,259.75	971,404.47	4	43,713.20	0.00	43,713.20	

OKLAHOMA STATE REGENTS' ENDOWMENT TRUST FUND--2018 DISTRIBUTION SCHEDULE

Account	Account Balance 6/30/18	Account Balance 6/30/17	Account Balance 6/30/16	Three-year average		FY18 Available		FY17 Carryover	Total Available	Distribution Requested
				Mrkt. Value	# Qrts	Distribution	Distribution			
765039 Oxley Foundation Endowed Chair in Child Psychiatry (Formerly Imaging Psy)	1,016,480.09	981,133.32	921,267.43	972,993.61	4	45,784.71	(0.00)	43,784.71		
Sub-Total OU Tulsa	42,385,279.05	42,003,995.42	38,280,781.26	40,849,651.61		1,515,723.32		916,750.84	2,782,509.46	
TOTAL OU:	308,104,174.20	293,931,847.27	277,163,022.36	293,626,870.96		13,205,021.08		2,484,408.23	15,659,426.36	
Oklahoma State University										
010001 Wheat Genetics	1,070,387.68	1,038,182.12	976,584.50	1,026,701.43	4	46,201.66	(0.00)	46,201.66		
010002 Sun Co. Wheeler Chair in Hydrogeology	215,298.60	200,962.06	191,820.96	202,690.61	4	9,121.07	3,477.02	12,598.09		
010003 Kerr McGee Accounting	434,647.96	407,466.10	382,658.57	408,267.56	4	18,371.69	6,126.78	24,498.37		
010004 Kerr McGee Chair in Chemical Engineering	474,946.69	469,694.91	425,718.76	466,765.19	4	20,653.89	2,664.32	23,218.21		
010005 Noble Foundation Chair in Web Handling	875,616.81	836,661.89	799,144.17	837,770.96	4	37,699.69	3,243.66	40,943.35		
010006 Ardmore - Business Administration	381,934.79	388,708.83	347,017.69	386,908.77	4	16,465.76	(0.00)	16,465.76		
010007 CBA Associates Chair in Business Administration	467,807.49	451,650.95	428,611.38	449,323.27	4	20,219.65	(0.00)	20,219.65		
010008 CBA Banking	510,214.45	505,046.08	483,103.21	499,454.68	4	22,476.46	(0.00)	22,476.46		
010009 McCasland Foundation Chair in Veterinary Medicine	392,090.29	388,436.01	348,039.32	376,188.21	4	16,928.47	(0.00)	16,928.47		
010010 Grayce B. Kerr Chair in Mathematics (Public)	819,468.41	788,134.23	740,151.80	782,661.48	4	36,216.17	1,432.61	36,648.78		
010011 Grayce B. Kerr Chair in Mathematics (Private)	819,468.45	788,134.27	740,151.84	782,661.62	4	36,216.17	1,432.61	36,648.78		
010012 Conoco/Dupont - Technology Management	419,587.36	404,997.01	389,267.15	404,900.61	4	18,207.02	(0.00)	18,207.02		
010013 Noble Foundation - Laser Research	694,162.88	666,307.38	524,904.35	662,568.11	4	26,319.62	37,638.62	63,958.24		
010014 Bellmon Chair in Optoelectronic Systems & Devices (Public)	866,966.90	800,964.73	733,907.81	797,079.48	4	36,868.68	22,132.49	69,001.07		
010015 Bellmon Chair in Optoelectronic Systems & Devices (Private)	867,487.93	800,964.71	733,907.78	797,253.30	4	36,876.40	22,988.15	69,254.65		
010016 Hardesty Chair & Lectureship in Aviation Science	504,240.32	466,470.16	417,626.26	462,778.91	4	20,826.05	19,664.68	40,489.63		
010017 AMOCO Chair in Chemical Engineering	401,347.16	387,382.08	365,112.76	384,614.00	4	17,307.63	(0.00)	17,307.63		
010018 Carson Chair in Business Administration	570,280.46	551,204.67	543,992.34	556,169.16	4	24,982.16	(0.00)	24,982.16		
010019 Noble Foundation - Marketing Strategy Chair	431,561.16	416,636.63	392,448.75	413,611.81	4	18,606.03	(0.00)	18,606.03		
010020 Herrington Intelligent Machines & Robotics Chair	426,946.16	415,016.61	420,234.36	420,398.72	4	15,917.94	(0.00)	15,917.94		
010021 William (formerly MAPCO) Chair in Higher Education	369,248.82	360,865.77	329,153.27	361,086.09	4	16,798.83	(0.00)	16,798.83		
010022 OG&E Chair in Regional Economic Analysis	427,424.01	417,499.68	383,479.48	409,467.72	4	18,426.05	6,889.90	25,315.95		
010023 Endowed Chair in Agriculture	962,769.81	929,682.11	891,385.51	927,928.81	4	41,766.66	(0.00)	41,766.66		
010024 Endowed Chair in Veterinary Medicine	928,443.69	896,149.35	841,589.97	888,727.67	4	39,992.75	(0.00)	39,992.75		
010025 Albert H. Nelson Chair in Robotics	441,555.03	425,127.69	425,127.69	432,111.27	4	19,445.01	(0.00)	19,445.01		
010026 Stevens (MOS) Chair in Agricultural Biotechnology	1,630,186.71	1,603,218.30	1,685,486.62	1,639,690.64	4	73,783.37	(0.00)	73,783.37		
010027 Endowed Chair in Agriculture II	645,719.26	622,012.72	589,719.20	618,483.73	4	27,681.77	(0.00)	27,681.77		
010028 John Char in Veterinary Medicine (Mercy Works Donor)	426,946.16	415,016.61	420,234.36	420,398.72	4	16,201.66	(0.00)	16,201.66		
010029 Neustadt Chair in Agriculture Economics	382,388.82	369,691.87	356,773.34	369,684.67	4	16,691.31	(0.00)	16,691.31		
010030 Irvin Hollenback Endowed Chair in Wildlife Biology	692,697.87	671,098.20	653,099.35	672,277.81	4	30,252.60	(0.00)	30,252.60		
010031 Walter R. Sthington Endowed Chair in Food & Fiber Animal Med	1,717,531.94	1,660,417.77	1,609,411.87	1,662,469.66	4	74,810.41	(0.00)	74,810.41		
010032 Walter R. Sthington Endowed Chair in Veterinary Medicine II	1,732,943.02	1,688,179.95	1,625,541.46	1,682,221.48	4	75,699.97	(0.00)	75,699.97		
010033 William Davis Chair in Human Environmental Sciences	612,170.64	606,816.38	575,364.98	609,950.67	4	26,907.78	(0.00)	26,907.78		
010034 Edward E. Bartlett Endowed Chair in Chemical Engineering	612,127.67	623,587.49	623,587.49	629,387.01	4	27,422.42	(0.00)	27,422.42		
010035 Paul C. Wise Chair in Finance	1,079,473.46	1,068,099.49	1,006,987.06	1,046,186.67	4	47,078.40	(0.00)	47,078.40		
010036 Hannah D. Atkins Professorship of Public Service & Govt Info	461,562.86	456,256.69	450,539.19	459,488.91	4	20,676.87	(0.00)	20,676.87		
010037 Sarkey's Professorship in Entomology	216,498.91	208,040.47	199,254.89	207,698.09	4	9,941.91	(0.00)	9,941.91		
010038 Sarkey's Professorship in Agriculture Engineering	208,503.76	201,259.83	191,518.25	200,427.28	4	9,019.23	(0.00)	9,019.23		
010039 Arthur Andersen - Accounting	186,407.13	179,944.29	171,461.07	179,270.83	4	8,067.19	(0.00)	8,067.19		
010040 Maddox Professorship - Chemical Engineering	247,561.66	239,088.82	234,328.63	240,323.01	4	10,814.64	(0.00)	10,814.64		
010041 Centennial Professorship in Engineering - A	246,167.12	227,718.70	203,874.37	226,916.73	4	10,166.26	12,816.76	22,483.01		
010042 Noble Foundation Professorship for Tech. Enhanced Learning Sys	291,564.32	286,326.36	258,440.40	276,444.65	4	12,630.00	682.46	13,312.46		
010043 Reynolds - Journalism & Broadcasting	202,142.67	199,216.08	181,267.11	190,874.95	4	6,580.37	3,009.94	11,590.31		
010044 John And Sue Taylor Professorship in Human Environmental Sci	241,920.18	219,288.83	219,288.83	231,571.46	4	10,420.72	(0.00)	10,420.72		
010045 Southwestern Bell Professorship in Mathematics	191,664.25	184,987.90	173,725.81	183,456.99	4	8,256.62	(0.00)	8,256.62		
010046 Southwestern Bell - Electro-Optical Systems (Engineering)	199,044.37	182,876.76	181,317.17	194,246.77	4	8,741.06	(0.00)	8,741.06		
010047 Animal Science Graduates of Distinction	189,690.93	188,263.00	176,886.41	188,276.78	4	8,247.46	(0.00)	8,247.46		
010048 Tom J. Cunningham Chair in Mechanical Engineering	383,961.47	370,720.43	353,877.61	369,616.50	4	16,628.24	(0.00)	16,628.24		
010049 FSO/Albrecht Naeter in Electrical Engineering	400,830.76	387,401.86	377,869.11	388,700.67	4	17,491.63	(0.00)	17,491.63		
010050 Sarkey's Professorship in Agriculture Sciences	194,616.38	187,692.42	177,284.79	186,651.20	4	6,393.90	76.66	6,470.46		
010051 Warth Professorship in Crop Sciences	184,068.73	177,932.87	163,536.86	176,832.82	4	7,967.48	(0.00)	7,967.48		
010052 COM Alumni Professorship in Rural Medicine	213,889.43	206,318.99	193,001.19	204,069.87	4	9,183.14	943.11	10,126.25		
010053 P. E. Harrill Professorship in Crop Sciences	204,733.88	196,008.64	185,185.94	196,307.82	4	8,788.65	815.10	9,603.95		
010054 W. Paul Miller Professorship of Business Administration	203,294.11	200,679.31	189,528.59	197,800.67	4	8,901.03	(0.00)	8,901.03		
010055 Clarence E. Page Professorship of Aviation Sciences	468,838.80	448,657.44	401,589.18	436,328.47	4	19,634.78	8,519.88	28,154.66		
010056 Krull Professorship in Parasitology	333,668.32	328,246.20	305,155.27	322,329.26	4	14,604.66	(0.00)	14,604.66		
010057 Simplex Professorship in Fire Protection	191,661.70	183,674.34	163,725.64	181,427.23	4	8,164.23	6,766.54	14,930.67		
010058 W. F. Wood Professorship in Library Science	190,793.89	187,368.61	160,364.71	184,326.16	4	8,956.25	(0.00)	8,956.25		
010059 Doris Neustadt Professorship for Library Science (Public)	213,621.12	209,099.73	190,220.05	204,293.63	4	9,193.21	2,668.03	11,861.25		
010060 Doris Neustadt Professorship for Library Science (Private)	207,027.39	202,693.90	184,328.81	197,983.36	4	8,909.25	2,612.05	11,521.31		
010061 Santelmann/Warth Endowed Prof. in Agronomy (Private)	174,293.90	167,293.48	157,109.00	166,231.92	4	7,480.44	476.11	7,966.64		
010062 Santelmann/Warth Professorship of Agronomy (Public)	181,280.91	174,004.86	161,280.91	172,899.19	4	7,780.46	492.96	8,273.42		
010063 McCasland Foundation Professorship in Veterinary Medicine	210,332.19	203,056.36	192,113.80	201,834.12	4	9,082.64	(0.00)	9,082.64		
010064 Puterbaugh Professorship for Library Science (12/31/93)	306,477.02	296,111.60	286,623.12	296,408.91	4	13,338.18	(0.00)	13,338.18		
010065 Wilton T. Anderson Professorship of Accounting (12/2/93)	180,666.16	174,762.67	169,931.02	176,200.12	4	7,884.01	(0.00)	7,884.01		
010066 Oscar S. Gellert/Deloitte & Touche Prof. in Accounting (3/94)	176,310.70	170,767.48	160,364.71	169,344.30	4	7,620.49	(0.00)	7,620.49		
010067 Wayman & Donna Spence Professorship in Wellness	186,111.14	181,211.74	166,305.86	177,876.25	4	8,004.43	936.46	8,940.90		
010068 V. Brown Monnett Professorship in Geology (Private)	261,362.74	249,158.01	235,972.89	248,827.88	4	11,197.25	5,099.14	16,296.39		
010069 V. Brown Monnett Professorship in Geology (Public)	678,023.41	646,870.07	609,834.11	644,676.86	4	29,006.91	12,696.72	41,702.64		

OKLAHOMA STATE REGENTS' ENDOWMENT TRUST FUND--2018 DISTRIBUTION SCHEDULE

Account	Account Balance 6/30/18	Account Balance 6/30/17	Account Balance 6/30/16	3-Year Average		FY18 Available		FY17 Carryover	Total Available		Distribution Requested
				Mrkt. Value	#Qrts	Distribution	Distribution				
010070 Vaughn Foundation Professorship in Number Theory (Private)	97,134.03	93,905.24	93,674.64	14,904.64	4	4,270.71	0.00	4,270.71	4,270.71		
010071 Vaughn Foundation Professorship in Number Theory (Public)	181,632.82	178,598.08	175,018.26	177,413.72	4	7,983.62	0.00	7,983.62	7,983.62		
010072 Equine Sports Medicine Professorship	670,106.94	648,795.16	608,050.31	641,660.47	4	28,874.27	(0.00)	28,874.27	28,874.27		
010073 Norris Professorship of Humanities	267,640.38	248,676.79	234,333.69	246,888.28	4	11,109.75	0.00	11,109.75	11,109.75		
010074 Lanphere Professorship in Hotel and Restaurant Administration	220,621.43	213,827.76	191,679.88	208,676.96	4	9,390.44	5,522.64	14,913.08	14,913.08		
010075 Endowed Professorship in Animal Medicine	560,241.87	523,278.91	489,251.75	520,924.17	4	23,441.59	4,474.32	27,915.91	27,915.91		
010076 Fleming Professorship of Management Technology	160,278.69	159,744.70	149,593.55	156,538.98	4	7,044.26	(0.00)	7,044.26	7,044.26		
010077 Carroll M. Leonard Professorship (6/30/96)	183,874.13	170,101.02	152,289.81	168,764.99	4	7,693.97	7,118.28	14,712.26	14,712.26		
010078 Maciula Professorship in Engineering (9/6/97)	130,694.66	120,162.15	108,162.15	119,866.95	4	5,393.54	4,306.99	9,699.82	9,699.82		
010079 M.R. Lohman Professorship in Engineering	264,827.36	326,540.67	295,796.96	302,054.96	4	13,692.47	(0.00)	13,692.47	13,692.47		
010080 Richard W. Poole Professorship for Excellence (Business)	264,180.89	244,392.37	213,802.14	242,466.46	4	10,910.63	8,896.00	19,806.63	19,806.63		
010081 Mal and Mary Jones Professorship in Plant Genetics	116,828.82	111,800.02	104,994.71	110,674.62	4	4,989.36	0.00	4,989.36	4,989.36		
010082 Norman and Suzanne Myers Chair in Business	443,846.63	428,787.06	413,748.88	428,794.15	4	19,295.74	0.00	19,295.74	19,295.74		
010083 Kerr Foundation Chair in Biomedical Laser and Biophotonics Reser	426,992.38	412,094.70	388,442.65	409,166.68	4	18,412.06	(0.09)	18,412.06	18,412.06		
010084 Bill Fitzwater Cooperative Chair in Ag. Economics	904,813.02	881,079.63	813,559.17	866,484.01	4	38,991.78	12,769.90	51,761.68	51,761.68		
010085 Robert Sirney Prof. Ag. Biochemistry (MOST Optical)	226,278.63	206,819.38	206,819.38	216,613.60	4	9,743.11	0.00	9,743.11	9,743.11		
010086 Wayne and Jean Huffine Prof. Turfgrass (MOST Optical)	222,700.81	216,203.46	213,197.71	217,033.99	4	9,766.63	(0.00)	9,766.63	9,766.63		
010087 W. Haskell Gudd Professorship in Business	243,707.46	219,242.42	219,242.42	234,762.66	4	10,664.32	(0.00)	10,664.32	10,664.32		
010088 Professorship in Structural and Household Pest Control/Urban En	445,742.45	451,006.97	400,817.92	426,655.78	4	13,183.51	3,663.84	22,817.35	22,817.35		
010089 Ricki Rapp Professorship in Musculoskeletal Research	240,868.64	232,492.19	219,016.92	230,732.68	4	10,386.67	0.00	10,386.67	10,386.67		
010090 Sparks Endowed Chair in Agriculture	1,041,911.61	1,003,836.98	980,212.27	1,008,663.29	4	45,389.40	11,300.49	56,689.89	56,689.89		
010091 Glenn Bullock Endowed Professorship in Equine Reproduction	224,666.76	217,076.71	204,298.58	216,346.66	4	9,690.60	(0.00)	9,690.60	9,690.60		
010092 Watson Chair in Financial Risk Management	882,081.01	854,086.90	804,864.55	847,010.49	4	38,116.47	19,084.69	57,201.16	57,201.16		
010093 Christine Salmon Endowed Professorship in Interior Design	270,010.20	256,529.60	251,603.58	258,981.13	4	11,664.16	2,849.26	14,513.42	14,513.42		
010094 Endowed Chair in Geophysics	274,601.16	266,348.44	252,716.72	264,222.11	4	11,889.99	(0.00)	11,889.99	11,889.99		
010095 Heath Endowed Professorship in Journalism	394,628.06	371,944.96	364,094.19	370,888.07	4	16,839.96	5,336.57	22,176.53	22,176.53		
010096 Browning Professorship in Agriculture 6/02	387,636.28	326,658.03	327,415.75	330,646.69	4	14,374.56	(0.00)	14,374.56	14,374.56		
010097 Williams Chair in Information Technology (OSU-Tulsa) 6/02	1,369,037.89	1,366,736.23	1,421,643.33	1,380,138.98	4	62,106.26	0.00	62,106.26	62,106.26		
010098 Fran D. Jabara Professorship in Entrepreneurship Studies	1,181,487.46	1,092,988.06	978,541.73	1,084,389.09	4	48,796.26	73,018.76	121,815.02	121,815.02		
010099 Don Brattan Endowed Professorship in Business	344,708.55	324,514.91	295,067.12	321,400.19	4	14,464.36	14,700.76	29,165.12	29,165.12		
010100 Spears Chair in Business Administration	2,846,975.17	2,747,915.08	2,589,524.04	2,728,138.10	4	122,766.21	(0.00)	122,766.21	122,766.21		
010101 Francis Tuttle Professorship in Occupational and Adult Education	631,468.02	584,167.85	522,999.87	579,646.26	4	26,079.54	21,646.23	47,725.77	47,725.77		
010102 Glenn M. Stinchcomb Family Professorship	358,538.78	346,665.88	345,474.14	360,232.93	4	16,760.48	0.00	16,760.48	16,760.48		
010103 Breedlove Professorship in Agribusiness	624,322.64	602,873.46	577,594.21	601,696.77	4	27,071.86	(0.00)	27,071.86	27,071.86		
010104 Bryan Close Endowed Professorship	327,745.31	307,234.68	294,672.68	306,650.69	4	13,194.78	8,206.36	21,401.14	21,401.14		
010105 Hyle Family Endowed Professorship	344,347.28	328,208.19	293,841.65	322,132.37	4	14,495.96	3,771.66	21,267.62	21,267.62		
010106 Morsani Endowed Chair in Math, Science and Tech. Education	1,173,888.97	1,144,447.07	1,060,508.05	1,126,281.36	4	50,682.66	9,014.37	59,697.03	59,697.03		
010107 Arthur L. Reed Chair	1,004,884.55	963,954.29	907,157.40	968,666.41	4	48,139.94	14,917.62	63,057.56	63,057.56		
010108 Tonusek Chair in Animal Science	495,669.58	478,612.39	460,619.19	478,300.39	4	21,623.62	(0.00)	21,623.62	21,623.62		
010109 White Animal Science Chair	483,988.70	463,946.00	438,124.90	462,019.87	4	20,790.89	1,624.82	22,415.71	22,415.71		
010110 Peggy Layman Welch Chair	538,284.61	524,958.22	520,122.74	547,788.62	4	24,660.48	0.00	24,660.48	24,660.48		
010111 Sports Media Professorship	504,218.09	486,671.17	459,024.23	488,304.60	4	21,748.70	(0.00)	21,748.70	21,748.70		
010112 Judy Johnson Professorship in Accounting	238,476.96	230,190.02	216,915.20	228,627.39	4	10,283.73	(0.00)	10,283.73	10,283.73		
010113 Lanny Chasteen Professorship in Accounting	282,637.33	263,318.01	250,691.57	265,669.17	4	11,960.61	4,842.18	16,802.79	16,802.79		
010114 Putebaugh Legal Studies & Ethics in Business Professorship	369,638.29	360,834.29	334,498.26	364,990.28	4	16,974.66	3,422.66	19,397.32	19,397.32		
010115 Rhea Oklahoma International Women Forum Professorship	243,146.65	222,517.16	234,706.04	238,466.61	4	10,606.55	0.00	10,606.55	10,606.55		
010116 Spears in Administrative and Academic Leadership	1,327,268.73	1,227,849.55	1,099,281.93	1,218,139.40	4	64,816.00	68,460.32	133,276.32	133,276.32		
010117 Spears Chair in Business Administration II	2,196,946.41	2,150,475.85	2,010,475.85	2,119,371.14	4	96,371.70	23,573.62	119,945.32	119,945.32		
010118 Williams Chair in Business	1,100,276.11	1,066,670.78	993,196.10	1,063,380.99	4	47,402.14	16,065.00	63,467.14	63,467.14		
010119 Spears Chair in Business Administration III	1,356,496.09	1,357,364.98	1,269,985.69	1,327,948.92	4	69,767.70	(0.00)	69,767.70	69,767.70		
010120 Raymond Young Chair	664,151.35	626,273.40	576,388.53	622,271.10	4	28,002.20	20,438.39	48,440.59	48,440.59		
010121 Christine Cashel Professorship	289,841.31	279,335.03	250,083.97	275,087.44	4	12,288.93	6,031.42	18,320.36	18,320.36		
010122 Stella Anderson Professorship	312,244.68	297,919.79	266,724.73	292,236.40	4	13,163.34	5,606.21	18,769.55	18,769.55		
010123 Gorman Gilbert, Bert Cooper, W&W Steel Professorship in Civil & Environ	475,879.55	459,329.86	431,377.12	456,628.84	4	20,498.80	(0.00)	20,498.80	20,498.80		
010124 Marilyn Thoma Chair in Human Environmental Service	482,604.86	464,592.77	444,592.77	464,398.12	4	20,897.69	0.00	20,897.69	20,897.69		
010125 Dr. Lawrence Boger Distinguished Professorship in International Studies	318,045.53	303,035.01	284,128.98	301,736.61	4	13,678.14	7,344.72	21,022.86	21,022.86		
010126 Thomas E. Berry Professorship in Water Research	253,234.39	248,020.97	234,520.49	246,266.28	4	11,086.49	0.00	11,086.49	11,086.49		
010127 Hodges Professorship in Plant & Soil Research	247,411.82	235,448.45	225,797.32	236,219.20	4	10,629.86	1,727.60	12,357.46	12,357.46		
010128 A. J. and Susan Jacques Professorship in Ag. Economics	956,881.32	925,622.31	871,363.62	917,290.74	4	41,276.08	0.00	41,276.08	41,276.08		
010129 Chesapeake Energy Chair in Petroleum Geosciences	957,783.00	924,766.67	876,883.92	918,111.19	4	41,391.60	0.00	41,391.60	41,391.60		
010130 Geology A Chair II	957,783.00	924,766.67	876,883.92	918,111.19	4	41,391.60	0.00	41,391.60	41,391.60		
010131 Devon Energy Chair for Basin Research	958,469.49	928,099.70	873,347.54	919,972.24	4	41,398.76	0.00	41,398.76	41,398.76		
010132 Vennerberg Chair in Bioinformatics and Molecular Genetics	488,931.98	471,922.56	451,668.27	470,840.94	4	21,187.84	0.00	21,187.84	21,187.84		
010133 Vennerberg Professorship in Art	261,037.77	252,243.31	246,728.81	254,936.63	4	11,445.16	530.70	11,975.86	11,975.86		
010134 N. Malone Mitchell, Jr. Chair in Entrepreneurship	3,808,957.32	3,676,461.64	3,454,742.12	3,646,720.36	4	164,102.42	(0.00)	164,102.42	164,102.42		
010135 Norman G. Stevenson Chair in Entrepreneurship	3,932,287.79	3,767,009.76	3,500,060.34	3,733,119.30	4	167,939.87	28,337.96	196,277.83	196,277.83		
010136 Putebaugh Foundation Professorship	605,624.30	569,259.96	501,595.37	566,626.64	4	23,742.76	0.00	23,742.76	23,742.76		
010137 John A. & Donnie Brock Professorship in Educational Leadership	254,439.78	238,241.64	222,122.64	238,601.36	4	10,782.66	4,163.14	14,945.80	14,945.80		
010138 Ferris, Anderson, Halligan College Student Development Professorship	288,237.30	277,101.67	248,086.74	271,142.00	4	12,201.39	5,833.43	17,734.82	17,734.82		
010139 Ledbetter & Lemon Counseling Psych Diversity Professorship	242,724.87	234,377.45	222,922.34	238,341.65	4	10,600.37	0.00	10,600.37	10,600.37		
010140 A. J. and Susan Jacques Professorship in Special Education	297,739.33	280,826.01	275,593.68	298,739.67	4	13,217.39	(0.00)	13,217.39	13,217.39		
010141 Chuck and Kim Watson	488,873.42	471,930.27	454,017.14	471,606.94	4	21,222.31	(0.00)	21,222.31	21,222.31		
010142 Harold Coursin Chair in Petroleum Engineering	1,052,031.81	1,028,516.07	953,440.90	1,011,329.69	4	46,509.88	7,671.72	54,181.60	54,181.60		
010143 Continental Resources Chair in Petroleum Engineering	973,658.69	940,986.47	915,450.20	943,866.12	4	42,461.43	(0.00)	42,461.43	42,461.43		

OKLAHOMA STATE REGENTS' ENDOWMENT TRUST FUND--2018 DISTRIBUTION SCHEDULE

Account	Account Balance 6/30/18	Account Balance 6/30/17	Account Balance 6/30/16	3-Year Average Mkrt. Value	#Qrts	FY18 Available Distribution	FY17 Carryover	Total Available Distribution	Distribution Requested
010144 Ray and Linda Booker Professorship in Aerospace Engineering	244,146.12	232,075.01	219,910.91	232,044.01	4	10,441.98	1,814.04	12,256.02	
010145 Donald and Cathy Humphreys Chair in Industrial Engineering & Mngm	502,872.78	486,202.50	485,833.51	491,636.26	4	22,123.63	(0.00)	22,123.63	
010146 Donald and Cathy Humphreys Chair in CEAT	626,212.99	600,413.04	546,293.58	630,973.21	4	26,693.79	20,448.67	47,142.47	
010147 O3BE Energy Technology Chair	531,382.86	519,722.90	508,605.01	519,908.69	4	23,306.66	1,316.80	24,623.47	
010148 Samson Investment Chair in Petroleum Engineering	1,001,184.18	939,192.89	873,277.88	937,884.96	4	42,204.82	42,204.82	17,466.20	
010149 Lew Ward Chair in Petroleum Engineering	580,802.69	537,297.61	493,831.95	537,310.75	4	24,178.98	16,771.38	40,950.31	
010150 Bryan Close Professorship in Adulthood & Aging	251,553.22	243,723.63	226,178.56	240,486.14	4	10,821.83	1,622.98	12,944.76	
010151 Endowed Professorship in Parenting	356,692.38	338,768.85	316,087.23	337,182.62	4	16,173.23	5,242.07	20,415.29	
010152 Doug and Nickie Burns Endowed Professorship in Vocal Music	239,198.01	230,879.59	217,933.69	229,837.09	4	10,320.17	(0.00)	10,320.17	
010153 Joan Kirkpatrick Chair Professorship in Small Animal Internal Medicine	578,873.70	585,057.33	546,812.85	670,247.96	4	26,661.16	1,661.11	27,322.27	
010154 Clerico Family Chair in Library Excellence	1,072,127.74	1,026,457.03	955,565.60	1,018,060.12	4	46,612.26	9,482.91	56,295.17	
010155 George Kaiser Family Foundation Chair "A" in Health Sciences	958,404.90	925,590.28	880,767.51	921,587.66	4	41,471.44	0.00	41,471.44	
010156 George Kaiser Family Foundation Chair "B" in Health Sciences	1,055,652.10	976,578.39	874,321.26	968,860.66	4	48,698.28	34,313.14	77,911.42	
010157 Northwest Oklahoma Osteopathic Foundation Grad Education	240,645.26	232,567.61	222,561.67	231,888.18	4	10,434.97	0.00	10,434.97	
010158 Harrison Bartlett Professorship in Chemistry	479,907.26	463,321.29	438,175.06	460,467.87	4	20,721.06	0.00	20,721.06	
010159 Masonic Foundation Chair in Gender Studies	556,782.65	532,417.79	502,829.47	630,843.31	4	28,866.46	6,996.13	30,860.66	
010160 Laurence and Georgia Ina Dresser Professorship in Rural Sociology	479,053.77	445,217.87	417,940.12	447,408.92	4	20,183.18	12,184.01	32,317.19	
010161 Vennerberg Professorship in Developmental Disabilities Psychology	262,247.64	253,209.95	243,066.99	252,841.63	4	11,377.87	(0.00)	11,377.87	
010162 Construction Management Technology Advisory Board Professorship	523,092.25	483,909.98	456,749.69	487,917.31	4	21,966.26	13,484.22	35,440.60	
010163 John Hendrix Chair in Engineering Fund	543,266.14	527,156.16	474,936.28	616,119.62	4	23,180.88	4,315.11	28,096.49	
010164 Center for Innovation and Economic Development Chair in Sensor Technolc	601,111.55	564,323.64	523,849.56	608,094.91	4	26,389.27	16,936.33	42,276.60	
010165 Jim and Lynne Williams Professorship in Energy Technology	262,308.46	256,152.42	240,382.52	252,947.80	4	11,382.66	(0.00)	11,382.66	
010166 James Professorship in Fire Protection and Safety	500,566.07	473,945.84	446,866.04	478,792.66	4	21,320.67	9,828.16	31,148.83	
010167 Williams Companies Professorship in Civil Engineering	365,062.63	343,275.06	322,526.17	348,621.29	4	16,462.96	4,639.17	20,102.13	
010168 Wilson Bentley Professorship in Industrial Engineering & Management	313,475.53	302,704.03	289,854.05	302,011.20	4	13,690.60	(0.00)	13,690.60	
010169 Centennial Professorship in Architecture & Architectural Engineering	488,883.79	480,844.55	441,283.58	470,337.31	4	21,166.18	(0.00)	21,166.18	
010170 Halliburton Professorship in Engineering	266,544.24	265,379.66	240,889.54	266,604.46	4	11,647.20	11,647.20	11,647.20	
010171 Audrey E. Oaks Professorship	272,101.74	263,589.17	252,337.87	266,676.26	4	11,956.43	186.69	12,121.02	
010172 Jennifer Flaney Jacques Professorship in Community Counseling	263,799.17	247,720.01	234,506.84	248,676.94	4	11,190.39	3,610.21	14,700.60	
010173 Joan Donelson Jacques Professorship in Health Promotion	255,532.25	246,680.43	232,966.89	246,069.66	4	11,027.69	0.00	11,027.69	
010174 Elizabeth Jacques Monroe Professorship in Reading and Literacy	285,494.01	273,249.25	257,596.55	272,113.27	4	12,245.10	1,184.60	13,429.70	
010175 M. B. Seretean Endowed Professorship in Wellness	256,026.86	246,484.22	232,783.88	246,098.32	4	11,029.42	332.91	11,362.33	
010176 Alice Phillips Endowed Professorship in Elementary Education	275,682.34	257,303.40	238,727.12	257,287.62	4	11,676.69	5,488.63	17,064.32	
010177 Laurence and Georgia Ina Dresser Professorship in Rural Teacher Education	525,702.88	493,816.99	442,109.61	487,209.63	4	21,924.44	13,261.63	40,186.07	
010178 Jim and Lynne Williams Professorship in Nutritional Science	263,398.27	251,761.32	242,300.88	252,466.63	4	11,361.91	1,309.26	12,671.16	
010179 Johnny Pope Chair in Entrepreneurship	4,146,536.03	4,004,114.27	3,830,953.27	3,988,874.62	4	179,724.36	0.00	179,724.36	
010180 Entrepreneurship Chair #1	4,200,315.24	3,962,288.70	3,722,733.05	3,961,779.00	4	178,280.05	49,808.25	228,088.31	
010181 Entrepreneurship Chair #2	4,396,685.82	4,314,755.83	4,123,974.71	4,278,472.12	4	192,631.26	0.00	192,631.26	
010182 Entrepreneurship Chair #3	2,161,242.26	2,088,328.54	2,077,209.62	2,108,926.81	4	94,901.71	(0.00)	94,901.71	
010183 Wilton T. Anderson Chair in Accounting	557,973.57	516,178.51	475,951.80	516,701.29	4	23,261.56	15,411.68	38,663.24	
010184 Greg Massey Professorship in Finance	287,953.31	278,771.32	249,581.29	272,101.97	4	12,344.69	4,366.38	16,611.22	
010185 Chuck and Kim Watson Chair in Business	538,915.49	514,252.89	482,086.88	511,761.76	4	23,028.83	6,019.94	29,048.76	
010186 Patrick B. Dorr Professorship	485,078.41	453,555.07	414,593.70	481,076.73	4	20,298.41	14,134.61	34,432.91	
010187 Jay and Fayensie Helm Professorship	276,064.04	260,574.74	239,566.26	258,736.01	4	11,645.08	5,284.27	16,877.36	
010188 ONEOK Foundation Chair in Finance	1,199,830.53	1,119,703.15	1,002,459.49	1,107,381.06	4	49,829.90	40,148.39	89,978.29	
010189 Holder Family Chair in Entrepreneurship	1,047,859.26	1,012,635.78	983,888.50	1,014,794.62	4	46,666.76	(0.00)	46,666.76	
010190 Claud D. Kniffin Professorship of Library Science & Education	265,234.14	256,275.02	251,127.67	257,646.61	4	11,689.56	0.00	11,689.56	
010191 Burns and Ann Hargis Endowed Professorship	293,494.94	280,235.46	250,892.12	274,874.17	4	12,369.34	6,771.99	19,141.33	
010192 Madeline Rikens Chair #A	1,053,943.40	1,018,221.02	991,927.08	1,021,983.84	4	46,961.37	0.00	46,961.37	
010193 Madeline Rikens Chair #B	1,053,943.41	1,018,221.02	991,927.08	1,021,983.84	4	46,961.37	0.00	46,961.37	
010194 Madeline Rikens Chair #C	1,053,943.41	1,018,221.02	991,927.08	1,021,983.84	4	46,961.37	0.00	46,961.37	
010195 Madeline Rikens Chair #D	1,053,943.41	1,018,221.02	991,927.08	1,021,983.84	4	46,961.37	0.00	46,961.37	
010196 Madeline Rikens Chair #E	1,053,943.40	1,018,221.02	991,927.07	1,021,983.83	4	46,961.37	0.00	46,961.37	
010197 Rainbolt Family Chair in Agricultural Finance	520,586.89	502,511.38	484,354.54	602,484.27	4	22,611.79	239.22	22,851.02	
010198 George Chiga Animal Science Endowed Professorship Fund	257,455.37	248,074.06	234,297.01	248,608.81	4	11,097.40	346.24	11,442.64	
010199 Oklahoma Farm Credit Professorship in Agricultural Economics	260,475.80	251,599.28	242,406.09	261,493.72	4	11,817.22	0.00	11,817.22	
010200 Merbergen Family Professorship in Plant and Soil Science	268,809.21	262,533.81	249,174.55	260,172.63	4	11,707.76	0.00	11,707.76	
010201 Cine Family Equine Science Professorship	263,180.33	254,279.94	247,647.40	256,036.83	4	11,476.62	0.00	11,476.62	
010202 Nutrients for Life Foundation Professorship in Soil and Food Crop Nutritio	253,232.93	249,968.23	246,626.57	249,631.43	4	11,017.96	(0.00)	11,017.96	
010203 Advance Foods/SE. Gilliland Professorship in Microbial Food	299,671.26	289,437.72	277,997.97	288,036.66	4	13,006.60	0.00	13,006.60	
010204 Roger Howell Endowed Professorship in Agricultural Education	258,444.42	251,504.09	232,508.10	247,492.20	4	11,137.16	(0.00)	11,137.16	
010205 4-H Centennial Professorship	281,820.71	279,245.09	262,430.24	274,498.68	4	12,362.44	0.00	12,362.44	
010206 Charles and Linda Shackelford Professorship in Floriculture	262,115.35	253,257.45	245,487.64	258,620.16	4	11,412.91	0.00	11,412.91	
010207 Barry Pollard MD/P&E Equipment Inc. Professorship in Agribusiness	263,310.16	258,344.43	254,371.76	263,067.12	4	11,387.67	(0.00)	11,387.67	
010208 Mary Lou Lemon Endowed Professorship for Under-represented Voices	285,505.62	270,495.33	251,646.58	289,216.88	4	12,114.71	6,667.34	17,782.05	
010209 Cal and Marilyn Vogt Professorship in CEAT	258,800.24	249,796.08	235,117.02	247,904.46	4	11,166.70	(0.00)	11,166.70	
010210 John Branner Endowed Professorship in Mechanical & Aerospace Enginee	255,488.69	246,603.33	232,438.38	244,631.43	4	11,017.96	(0.00)	11,017.96	
010211 Ed Keller Endowed Professorship in Finance (formerly Endowed Professors)	256,405.41	247,480.08	233,928.78	246,938.09	4	11,067.21	(0.00)	11,067.21	
010212 Joe Synar Endowed Chair	661,687.05	633,208.75	595,806.08	630,233.96	4	28,380.53	7,661.99	36,022.62	
010213 William S. Spears Chair in Business Administration IV	737,173.88	712,215.05	702,626.10	717,388.34	4	32,280.23	0.00	32,280.23	
010215 Ralph and Peggy Breneman Professorship Fund	260,335.31	247,765.27	234,103.66	247,401.41	4	11,133.06	1,810.17	12,943.24	
010216 Don and Cathy Humphreys Chair in International Studies	322,527.69	311,484.02	297,358.89	310,466.87	4	13,970.56	(0.00)	13,970.56	
010217 Don and Cathy Humphreys Chair in International Studies - B	315,911.66	305,102.14	286,879.92	302,631.24	4	13,618.41	(0.00)	13,618.41	
010218 Orville and Helen Buchanan Chair in Biosystems and Agricultural Engineeri	523,514.69	505,511.24	487,922.81	606,649.66	4	22,764.23	(0.00)	22,764.23	

OKLAHOMA STATE REGENTS' ENDOWMENT TRUST FUND-2018 DISTRIBUTION SCHEDULE

Account	Account Balance 6/30/18	Account Balance 6/30/17	Account Balance 6/30/16	Three-year Average Mrkt. Value	# Qrts	FY18 Available Distribution	FY17 Carryover	Total Available Distribution	Distribution Requested
010218 Howard and Adene Harrington Chair in Animal Science	621,345.32	600,007.95	569,166.48	596,839.91	4	26,867.80	(0.00)	26,867.80	
010220 Virgil and Marge Jurgensmeyer Research Professorship/Product Developme	287,290.83	271,737.54	249,412.27	269,480.22	4	12,126.61	6,626.76	18,663.37	
010221 Temple Gradin Professorship in Animal Behavior and Well Being	284,697.25	275,124.17	260,339.06	275,366.65	4	12,502.41	2,942.29	15,244.70	
010222 Hitch Family Professorship in Ruminant Feedlot Nutrition	257,640.94	248,673.92	236,271.95	247,628.94	4	11,138.80	0.00	11,138.80	
010223 Devon Energy Chair/Basin Research II (formerly Homeland Security Senso	1,026,425.59	993,425.71	933,565.16	984,472.16	4	44,301.25	(0.00)	44,301.25	
010224 Vennerberg Chair in Bioinformatics and Molecular Genetics II (formerly Mi	523,305.17	505,074.89	482,674.90	503,684.99	4	22,666.82	0.00	22,666.82	
010225 Don and Cathey Humphreys Chair CEAT II (formerly Botany A II)**	608,534.31	579,524.48	524,675.74	570,911.51	4	26,691.02	16,046.86	41,736.88	
010226 Continental Resources Chair in Petroleum Engineering II (formerly Indoor E	1,036,754.76	1,001,148.01	959,726.33	999,209.70	4	44,964.44	0.00	44,964.44	
010227 Lew and Myra Ward Chair in Petroleum Engineering II (formerly Electroma	618,750.09	572,402.56	525,300.73	572,161.13	4	26,746.80	17,634.71	43,281.51	
010228 John and Donnie Brook Professorship in Education Leadership & Policy II (269,215.10	252,856.73	234,915.41	262,329.08	4	11,364.81	4,400.84	15,765.65	
010229 Bryan Clove Professorship in Adulthood & Aging II (Formerly Family Geror	267,810.98	259,173.03	239,742.48	256,676.60	4	11,600.90	1,676.49	13,077.39	
010231 N. Malone Mitchell, Jr. Chair in Entrepreneurship II (formerly Health/Socia	4,072,538.48	3,930,878.42	3,693,275.36	3,898,304.15	4	175,460.69	(0.00)	175,460.69	
010232 Don and Cathey Humphreys Chair in International Studies A II (formerly Li	516,195.37	498,518.03	476,019.68	498,911.03	4	22,361.00	(0.00)	22,360.99	
010233 Clerico Family Chair in Library Excellence II (formerly Lib Ser & Electron	1,136,659.47	1,087,779.22	1,011,654.40	1,078,697.69	4	48,641.40	9,974.54	58,515.94	
010234 Madeleine Pickens Chair A II (formerly Social Marketing Chair II)**	5,269,995.56	5,091,374.23	4,959,900.37	5,107,090.06	4	229,819.06	(0.00)	229,819.06	
010235 A.J. and Susan Jacques Chair in Agric. Economic II (formerly Henry Bellinc	1,022,809.92	987,241.42	931,340.10	980,468.82	4	44,120.87	(0.00)	44,120.87	
010236 Edward Joulain Endowed Chair in Engineering	550,296.48	509,076.47	467,729.19	509,034.06	4	22,906.63	14,279.99	37,186.92	
010237 Houston, Truax, Westz Prof. in English II**	258,456.74	247,668.83	238,342.12	248,166.90	4	11,697.02	12,226.06	23,923.08	
010238 Cal and Marilyn Vogt Professorship in CEAT II**	254,135.78	245,290.92	230,880.63	246,436.11	4	10,964.66	0.00	10,964.66	
010239 Chuck and Kim Watson Chair in Education II**	256,497.31	247,577.93	237,862.88	247,292.71	4	11,128.17	0.00	11,128.17	
010240 Jim & Lynne Williams Prof. in Nutritional Sciences II**	258,488.99	247,023.94	237,423.36	247,646.23	4	11,144.04	1,900.01	12,444.04	
010241 Greg Massey Professorship in Finance II**	281,151.82	272,175.71	243,676.31	266,667.96	4	11,965.06	4,259.92	16,214.97	
010242 Thomas E. Berry Professorship in Water Research * Mgmt II**	242,772.14	259,171.19	244,546.77	266,163.86	4	11,627.36	(0.00)	11,627.36	
010243 Claud D. Kniffin Professorship of Library Science & Education II** (partial	86,674.21	83,734.01	81,764.20	84,067.47	4	3,782.69	(0.00)	3,782.66	
010244 Barry Pollard MD/P&R Equipment Inc. Professorship in Agribusiness II**	263,239.27	258,274.31	237,255.41	262,988.69	4	11,384.49	(0.00)	11,384.49	
010245 Vennerberg Professorship in Art II**	269,815.01	262,427.35	249,258.06	260,600.14	4	11,732.51	698.06	12,315.66	
010246 Ray and Linda Booker Professorship in Aerospace Engineering II**	261,003.03	246,117.43	235,077.95	246,066.14	4	11,162.96	1,929.08	13,092.06	
010247 M. B. Seretean Endowed Professorship in Wellness II**	255,959.48	246,419.35	232,722.20	246,033.65	4	11,026.62	832.82	11,369.94	
010248 Jay and Fayette Helm Professorship in Business II**	288,321.11	271,249.54	247,208.53	268,926.89	4	12,101.69	5,089.12	17,190.81	
010249 Harold Courson Chair in Petroleum Engineering III**	281,362.47	247,208.53	217,062.82	268,729.23	4	12,002.82	1,672.34	13,675.16	
010250 Oklahoma Farm Bureau 4-H Professorship II	273,746.66	264,096.63	247,208.53	261,669.94	4	11,776.78	(0.00)	11,776.78	
010251 Don & Cathey Humphreys Chair in International Studies C II**	315,823.71	304,690.39	285,206.46	301,906.86	4	13,686.81	(0.00)	13,686.81	
010252 A.J. & Susan Jacques Professorship in Special Education II**	280,795.58	276,121.06	247,208.53	268,041.72	4	12,061.88	(0.00)	12,061.88	
Subtotal, OSU:	162,687,937.64	146,991,216.66	139,089,179.26	146,222,777.81		6,680,026.00	1,077,162.96	7,667,179.99	
OSU Technical Branch, Okmulgee									
013001 First National Bank of Okmulgee Lectureship	48,099.63	47,692.41	42,582.17	46,079.37	4	2,073.67	(0.00)	2,073.67	
013002 Wayne Clark Memorial Lectureship	42,217.10	40,772.10	38,264.13	40,417.78	4	1,818.80	409.88	2,228.68	
013003 Toyota T-Ten Lectureship	84,719.42	78,373.61	70,167.05	77,763.83	4	3,496.90	2,906.16	6,406.06	
013004 C. Mabrey, Jr., Memorial Lectureship	48,832.10	44,739.26	40,054.62	42,876.32	4	1,929.39	(0.00)	1,929.39	
013005 Davis/Walker Lectureship	44,137.02	42,863.62	45,961.03	44,320.66	4	1,994.43	0.00	1,994.43	
013006 Pat Hannigan Lectureship (Private)	83,996.67	82,767.26	83,137.57	83,300.13	4	3,748.51	0.00	3,748.51	
013007 Pat Hannigan Lectureship (Public)	91,809.69	90,476.06	90,907.81	91,064.19	4	4,097.69	0.00	4,097.69	
013008 Excellence in Hospitality Education	63,076.33	62,844.62	61,413.10	62,444.96	4	2,810.00	(0.00)	2,809.99	
013009 First National Bank of Okmulgee Lectureship #2	45,768.79	42,900.67	49,149.03	45,939.49	4	2,067.28	766.04	2,833.32	
013010 Donald W. Reynolds Lectureship for Visual Communications	161,103.98	149,036.45	133,430.91	147,857.11	4	6,653.67	9,668.82	16,240.99	
013011 Taylor Lectureship in Human Rights (9/9/96)	47,292.02	43,749.60	39,168.60	45,403.41	4	1,963.16	3,089.30	5,042.46	
013012 1st Nat'l Bank of Okm. Lect. for Telecom. (12/1/95)	69,627.42	69,269.00	62,015.87	68,604.09	4	2,862.18	(0.00)	2,862.18	
013013 1st Nat'l Bank of Okm. Lect. for Cyber Technology (12/1/95)	47,986.49	46,966.79	46,773.29	46,906.52	4	2,426.76	(0.00)	2,426.76	
013014 1st Nat'l Bank of Okm. Lect. For Advanced Telecommunications	61,729.71	60,496.84	50,496.84	61,406.96	4	2,683.27	34.16	2,617.42	
013015 1st Nat'l Bank of Okm. Lect. For Integrated Learning Technology	61,619.39	60,466.80	60,908.36	61,323.02	4	2,679.76	0.00	2,679.76	
013016 Fred Jones Lectureship in Automotive Technology	40,420.99	37,389.26	33,477.82	37,097.36	4	1,669.38	2,261.80	3,931.18	
013017 1st Nat'l Bank of Okm. Lectureship for DWR Technology	77,413.99	74,917.72	89,104.64	80,478.78	4	3,621.65	182.90	3,804.44	
013018 First National Bank of Okmulgee Student Success Lectureship	69,762.20	66,286.71	49,496.76	54,848.23	4	2,468.17	2,186.11	4,654.28	
013019 Donald W. Reynolds Technology Center Lectureship	82,866.46	80,198.66	93,277.50	86,348.20	4	3,840.67	(0.00)	3,840.67	
013020 Caterpillar Dealer Lectureship	79,409.76	78,698.47	75,659.60	77,920.94	4	3,606.44	(0.00)	3,606.44	
013021 First National Bank of Okmulgee Learner Centered Lect.	46,376.97	46,508.78	46,508.78	46,746.71	4	1,968.66	0.00	1,968.66	
013022 Pedorthic Technology Lectureship	37,365.23	34,667.14	30,938.67	34,263.66	4	1,642.77	2,496.22	4,037.98	
013023 Auto Body Endowed Lectureship	65,181.11	60,298.71	53,984.86	60,821.66	4	2,691.97	2,111.25	4,803.22	
013024 Central & Southeast Lectureship for the Donald W. Reynolds Tech	33,649.30	32,649.22	31,243.67	32,649.22	4	1,681.70	1,696.06	3,377.76	
013025 LC Scott PSO Lectureship in Advanced Technological Education	31,966.62	31,068.96	39,683.20	34,232.69	4	1,640.47	38.08	1,678.54	
013026 Howard Armstrong/Bette Davidson PSO Lectureship in Adv. Tech	32,642.77	31,248.27	28,476.78	31,148.76	4	1,681.60	41.15	1,622.76	
013027 Sabre Lectureship in Information Technology	30,747.67	28,444.42	32,191.00	30,460.99	4	1,370.74	1,001.81	2,372.66	
013028 Scholars Center Lectureship	28,616.67	29,098.12	25,997.55	27,888.76	4	1,264.77	0.00	1,264.77	
013029 College Readiness Center Lectureship	34,207.33	36,936.69	31,767.11	33,770.11	4	1,619.66	(0.00)	1,619.66	
013030 Leadership Lectureship in Advanced Technology Education	33,492.20	30,963.40	36,218.39	33,664.86	4	1,610.42	808.93	2,319.36	
013031 Title III/Information Technology Professorship (Private)	196,103.84	186,872.36	194,813.68	192,596.23	4	8,666.92	5,229.66	13,896.79	
013032 Mentoring in Advanced Technological Education Lectureship	34,676.05	35,190.61	33,256.59	33,971.08	4	1,546.70	773.42	2,320.12	
013033 Citizens Bank & Trust Company of Okmulgee Lectureship	29,598.60	28,476.78	27,956.28	28,668.89	4	1,289.87	36.14	1,326.01	
013034 George Kaiser Family Foundation Professorship in Engineering Tech	1,176,213.61	1,129,073.44	1,048,728.32	1,118,005.13	4	60,310.23	19,887.57	79,197.80	
013035 Don Locke Memorial Lectureship	33,010.99	30,340.64	30,296.64	30,296.64	4	1,368.36	1,702.70	3,066.06	
013036 First National/Citizens Security Professorship II (Formerly Bus. Of Med. Ch	206,501.37	199,506.56	192,683.31	199,568.76	4	9,880.37	0.00	9,880.37	
013037 First National/Citizens Security Professorship	208,452.12	201,391.33	194,483.72	201,442.39	4	9,064.91	0.00	9,064.91	
Subtotal, OSU Technical Branch, Okmulgee:	3,663,022.18	3,439,109.16	3,397,046.30	3,466,392.21		166,987.66	65,698.62	211,686.27	

OKLAHOMA STATE REGENTS' ENDOWMENT TRUST FUND--2018 DISTRIBUTION SCHEDULE

Account	Account Balance 6/30/18	Account Balance 6/30/17	Account Balance 6/30/16	Three-year Average Mrkt. Value	# Qrts	Funds Available Distribution	FY17 Carryover	Total Available Distribution	Distribution Requested
OSU- College of Veterinary Medicine									
014001 Mildred Lundberg-Kienlen Professorship in Biomedical Research	877,149.16	852,386.37	813,786.25	847,940.59	4	98,167.88	(0.00)	98,167.88	
014002 Hendhrene Clinical Professorship in Small Animal Medicine	324,035.36	310,125.75	291,227.29	308,462.80	4	13,880.85	2,618.04	16,498.87	
014003 Clinical Professorship in Bio-Medical Laser Surgery	257,183.83	248,374.05	236,641.59	247,400.49	4	11,188.02	0.00	11,188.02	
014004 Joan Kirkpatrick Chair in Small Animal Internal Medicine II (formerly Infec	570,369.47	568,991.88	524,675.74	564,679.08	4	24,960.66	408.06	25,368.60	
014005 Animal Internal Medicine Chair II**	261,432.46	250,255.93	234,717.54	248,801.98	4	11,196.09	2,108.92	13,305.00	
Subtotal, OSU Vet. Med.	2,290,172.27	2,280,688.98	2,101,048.41	2,207,284.89		99,827.82	6,125.01	104,452.83	

OKLAHOMA STATE REGENTS' ENDOWMENT TRUST FUND—2018 DISTRIBUTION SCHEDULE

Account	Account Balance 6/30/18	Account Balance 6/30/17	Account Balance 6/30/16	Three-year Average Mkrt. Value	# Qrts	FY18 Available Distribution	FY17 Carryover	Total Available Distribution	Distribution Requested
OSU COMS									
773001 OOM Professorship in Telemedicine	314,611.51	303,788.91	285,481.99	301,294.14	4	13,668.24	0.00	13,668.24	
773002 Integris Baptist Health Center Endowed Professorship in Family Medicine	256,800.58	247,897.81	234,968.19	246,655.63	4	11,095.00	(0.00)	11,095.00	
773003 Tahlequah Hospital Foundation Endowed Professorship in Rural Graduate M	303,401.28	280,674.98	251,285.61	278,453.96	4	12,630.43	11,376.70	23,996.13	
773004 Laurence L. and Georgia Ina Dresser Chair in Rural Health Policy	642,009.87	593,620.09	551,730.93	569,220.29	4	26,514.91	24,941.62	51,456.53	
773005 George Kaiser Family Foundati on Chair C	543,777.64	524,966.43	499,959.52	522,901.19	4	23,630.66	(0.00)	23,630.66	
773006 George Kaiser Family Foundati on Chair C	1,266,982.90	1,172,079.43	1,049,351.47	1,162,804.60	4	62,326.21	62,767.13	125,093.34	
773007 George Kaiser Family Foundati on Chair D	1,087,154.39	1,053,684.25	1,042,033.46	1,080,957.37	4	47,743.08	(0.00)	47,743.08	
773008 Stillwater National Bank Professorship in Masters of Healthcare Administrat	257,400.41	248,499.42	236,168.71	247,366.18	4	11,131.03	0.00	11,131.03	
773009 Saint Francis Health System Endowed Chair in Pediatrics	447,106.41	431,604.01	407,310.00	428,678.47	4	19,290.31	(0.00)	19,290.31	
773010 George Kaiser Family Foundati on Chair A II, Formerly Behavioral Sci Chair	1,025,711.60	990,286.17	938,639.35	984,879.04	4	44,319.66	0.00	44,319.66	
773011 Northwest OK Osteopathic Prof. of Primary Care Program II**	249,820.24	241,212.45	229,488.81	240,173.84	4	10,807.82	(0.00)	10,807.82	
Subtotal, OSU COMS	6,394,776.82	6,088,619.93	5,706,418.06	6,063,269.60		272,347.13	88,484.36	361,331.49	
OSU Tulsa									
016001 George Kaiser Family Foundati on Chair in Family Risk & Resilienc	1,056,950.33	1,017,259.45	945,470.57	1,006,660.12	4	46,296.21	11,690.63	57,986.84	
016002 C. F. Colcord Chair	1,185,679.11	1,096,365.71	1,016,781.95	1,099,775.69	4	49,489.90	46,763.86	96,243.77	
016003 Gary Trennepohl Chair in Finance	1,064,492.04	984,756.17	881,822.00	977,023.41	4	49,966.05	63,613.63	113,579.68	
016004 Varnadow Chair	998,765.39	943,280.95	875,453.40	939,166.68	4	42,262.60	14,416.68	56,679.27	
016005 Helmerich Family Chair	2,391,773.33	2,412,904.12	2,187,251.39	2,330,642.96	4	104,878.93	22,880.18	127,769.11	
016006 George Kaiser Family Foundati on Chair in Ethical Leadership (formerly Chi	1,127,853.22	1,084,375.79	1,023,639.88	1,078,622.96	4	48,538.03	12,861.80	61,419.83	
016007 George Kaiser Family Foundati on Chair C	1,175,739.49	1,116,665.79	1,037,982.08	1,110,129.12	4	49,966.81	26,600.14	76,566.96	
016008 George Kaiser Family Foundati on Chair D	1,186,425.04	1,163,685.59	1,049,351.47	1,133,164.04	4	50,991.93	16,719.84	67,711.77	
016009 George Kaiser Family Foundati on Chair in Family Resilience II (formerly R	1,093,483.84	1,051,372.02	973,403.94	1,039,419.90	4	46,773.90	11,647.09	58,420.99	
016010 Gary Trennepohl Chair in Finance II**	306,371.92	283,835.65	254,160.10	281,639.23	4	13,673.77	12,389.03	26,062.80	
Subtotal, OSU Tulsa	11,588,033.75	11,155,051.24	10,245,316.88	10,996,133.88		494,826.02	227,485.68	722,311.60	
OSU Technical Branch, Oklahoma City									
Margaret Brock Lectureship in Nursing	32,614.91	30,079.98	29,715.03	30,769.77	4	1,384.64	1,098.25	2,482.89	
015002 Phil Daugherty Arts & Sciences Endowed Lectureship 6/02	68,769.32	64,382.40	48,661.18	63,922.30	4	2,426.60	4,756.34	7,183.95	
015003 Horticulture Technology Lectureship	33,393.91	30,892.54	27,657.79	30,648.08	4	1,379.16	1,732.46	3,111.62	
Subtotal, OSU Technical Branch, Oklahoma City:	124,688.16	115,324.52	106,034.01	115,340.16		5,190.31	7,576.05	12,695.36	
TOTAL, OSU:	176,648,604.78	170,919,949.19	160,646,041.71	169,071,138.66		7,068,203.94	1,461,422.68	9,089,626.61	
University of Central Oklahoma									
012001 Inez Miller Chair for Speech and Hearing	219,698.96	211,917.24	198,532.70	210,049.63	4	9,462.23	9.33	9,461.66	
012002 Barnabus Chair in Management Information Systems	283,610.42	262,366.66	234,894.26	260,290.41	4	11,713.07	8,875.31	20,588.38	
012003 Harold and Juanita Swiegar Artist-In-Residence	250,794.94	232,009.12	217,542.94	238,449.00	4	10,505.21	5,107.03	15,612.24	
012004 Barnabus Lectureship in Emerging Technologies	27,300.47	27,121.09	24,281.25	26,234.27	4	1,180.64	3.73	1,184.27	
012005 Edith Kinney Gaylord Endowed Chair of Journalism 6/02	306,399.78	292,776.67	262,120.15	287,098.87	4	12,919.46	4,407.41	17,326.86	
012006 Michael Metzer Professorship in Economics	264,347.00	244,346.06	218,939.74	242,610.93	4	10,917.49	9,321.76	20,239.25	
012007 Roy Cecil (Ike) and Marjorie Crews Endowed Prof. in Educ & Prof. Studies	133,759.75	134,395.39	123,531.20	132,396.45	4	6,967.80	2,173.71	9,141.51	
012008 The Sarkyes Endowed Chair in Nursing	239,100.87	230,676.56	216,132.43	228,636.62	4	10,288.66	(0.00)	10,288.66	
012009 John Taylor Beresford Endowed Chair in Computer Science #1	264,924.34	255,511.78	229,953.53	250,129.88	4	11,265.84	2,522.09	13,777.93	
John Taylor Beresford Endowed Chair in Mathematical Statistics	286,670.67	276,445.49	262,337.87	276,151.34	4	12,381.91	3,008.87	15,388.68	
TOTAL, UCO:	2,281,607.18	2,168,266.96	1,985,266.06	2,146,046.40		98,672.09	35,427.24	131,999.88	
East Central University									
230001 Robert S. Kerr Endowed Chair for Environmental Health Sciences	261,199.87	261,428.86	234,764.11	249,130.94	4	11,210.89	693.16	11,804.06	
230002 Marvin Stokes Lectureship	80,643.11	78,261.64	71,974.99	76,239.69	4	3,433.49	1,497.76	4,901.25	
230003 Col. Tom A. Thomas Chair in Human Resources	229,936.21	207,207.68	185,510.96	206,667.91	4	9,260.66	6,662.24	15,912.80	
230004 Lou Watkins Endowed Lectureship	62,831.34	49,687.01	45,589.81	49,362.72	4	1,732.66	1,732.66	3,465.32	
230005 Julian Rothbaum Lectureship in Political Science	20,863.92	20,131.86	19,173.68	20,062.98	4	902.38	19.23	921.61	
230006 Leonard Limes Lectureship in Entrepreneurship	26,096.07	24,689.82	23,254.83	24,680.24	4	1,110.61	329.31	1,439.92	
230007 Valley View Regional Hospital Endowed Chair in Nursing 6/02	314,825.79	308,038.77	292,343.56	306,067.71	4	13,728.05	416.90	14,143.96	
230008 East Central University Nursing Faculty Endowed Chair	267,372.21	268,638.02	244,349.63	266,733.29	4	11,663.90	24.68	11,678.48	
230009 Saché Knotts/Ms.Cleasland Chair in Nursing	310,497.63	296,667.68	270,115.18	292,398.46	4	13,167.71	6,936.64	19,093.25	
230010 The Chickasaw Nat on Endowed Chair in Native American Studies	543,490.86	525,167.34	495,943.32	521,633.84	4	23,469.02	682.61	24,051.63	
230011 George Nigh Lectureship in Government	28,913.14	27,913.38	25,910.79	27,679.10	4	1,241.06	67.63	1,298.69	
230012 R. Darryl Fisher Lectureship in Government	88,945.37	84,252.39	77,730.90	83,942.68	4	3,760.43	638.61	4,399.04	
230013 Tom and Diane Griswell Endowed Professorship in Nursing	147,170.53	141,743.39	132,422.79	140,445.67	4	6,320.06	917.69	7,237.75	
230014 Adolph Linschied Distinguished Teaching Professorship	154,406.57	147,504.63	134,360.02	145,423.74	4	6,544.07	2,024.17	8,568.24	
230015 The Crabtree Family Professorship in Business	161,419.40	153,059.39	141,633.68	162,097.49	4	6,841.69	3,322.16	10,163.85	
230016 Choctaw Nation Endowed Professorship in Nursing	155,262.84	149,229.54	138,204.86	147,665.75	4	6,640.46	1,686.38	8,226.84	
230017 Hallie Ford Chair in Fine Arts	253,553.50	243,888.84	229,393.93	242,278.76	4	10,902.64	794.96	11,697.60	
230018 Shirley Pogue Lectureship in Business	26,548.22	25,743.32	23,047.74	25,113.09	4	1,130.09	210.39	1,340.48	
230019 Gene Nelson Chair in Business Administration	291,312.78	276,950.36	247,951.00	272,238.05	4	12,260.71	8,969.68	21,210.29	
230020 David A. Lockmiller Lectureship in Art History	24,413.83	23,517.89	21,975.55	23,302.42	4	1,048.61	70.06	1,118.66	
230021 Chickasaw Nation Professorship in Accounting	142,530.53	135,696.40	126,088.76	134,611.90	4	6,096.64	2,662.64	8,649.17	
230022 Home and Company Professorship in Accounting	139,102.06	132,413.72	123,149.81	131,665.90	4	6,919.96	2,110.97	8,930.93	
230023 Vision Bank Professorship in Banking and Finance	136,431.06	129,342.80	120,937.62	129,103.69	4	6,809.67	1,741.76	8,551.43	
230024 Chickasaw Nation Professorship in Business Administration	144,065.97	137,005.81	122,659.99	134,677.26	4	6,065.98	3,820.91	9,876.88	

OKLAHOMA STATE REGENTS' ENDOWMENT TRUST FUND—2018 DISTRIBUTION SCHEDULE

Account	Account Balance 6/30/18	Account Balance 6/30/17	Account Balance 6/30/16	Three-year Average		FY18 Available		FY17 Carryover	Total Available Distribution	Distribution Requested
				Mrkt Value	# Qrts	Distribution	Distribution			
TOTAL, ECU:	8,995,591.80	8,826,544.73	8,548,487.53	8,790,208.02		170,659.36		45,550.80	216,110.16	
Northeastern State University										
485001 Endowed Chair of Teaching Excellence (Public)	552,470.89	511,087.55	457,571.78	507,043.24	4	22,816.95		34,626.72	57,443.66	
485002 Endowed Chair of Teaching Excellence (Private)	538,745.50	498,390.72	446,204.44	494,446.89	4	22,250.11		34,144.44	56,394.55	
485003 Southwestern Bell Distinguished Lectureship	115,257.85	106,662.20	95,484.70	106,808.25	4	4,761.37		5,510.76	10,272.13	
485004 William Frank Tolbert Chair in Business	289,332.16	249,167.81	223,068.60	247,166.19	4	11,123.38		12,903.30	24,026.68	
485005 L.P. Woods Endowed Lectureship for Math	49,262.69	45,572.66	40,300.77	45,212.04	4	2,034.54		2,231.01	4,215.55	
485006 Endowed Chair in College of Education	275,571.17	255,021.99	228,318.75	259,008.97	4	11,985.18		12,392.87	23,778.04	
485007 Jesse and Marilyn Galey Professorship in the College of Business	169,616.19	156,911.07	140,480.98	155,669.41	4	7,005.12		7,249.19	14,254.31	
485008 Dr. Susan Brackett Endowed Chair in Reading in College of Education	316,745.72	293,019.86	262,337.87	290,701.15	4	13,081.55		13,191.78	26,273.34	
485009 Dr. Kirk Boatright Endowed Professorship in College of Optometry	146,425.43	135,457.42	121,273.73	134,385.53	4	6,047.35		5,020.43	11,067.78	
485010 Entrepreneurial Lectureship Series in the College of Business	39,276.47	36,334.46	32,529.90	36,046.94	4	1,622.11		1,635.78	3,257.89	
TOTAL, NSU:	2,472,333.63	2,287,505.76	2,048,071.50	2,269,503.61		102,127.66		128,956.27	231,083.94	

OKLAHOMA STATE REGENTS' ENDOWMENT TRUST FUND--2018 DISTRIBUTION SCHEDULE

Account	Account Balance 6/30/18	Account Balance 6/30/17	Account Balance 6/30/16	Three-year Average Mrkt. Value	# Qrts	FY18 Available Distribution	FY17 Carryover	Total Available Distribution	Distribution Requested
Northwestern Oklahoma State University									
505001 Charles Morton Chair in Education	376,874.62	366,982.62	344,637.90	362,498.32	4	16,312.42	(0.00)	16,312.42	
505002 Pearl Louise Marlett Walch Alumni Chair in Business	341,437.60	329,661.02	309,494.90	326,891.14	4	14,707.40	0.00	14,707.40	
505003 Jake and Jayne Lindsay Lectureship	260,083.36	246,268.64	231,264.59	242,618.86	4	10,913.36	0.00	10,913.36	
505004 Bert H. Mackie Chair in Business	201,629.91	194,616.48	182,766.78	193,004.39	4	8,686.20	0.00	8,686.20	
505005 Harold G. Hamm Chair in Business	201,630.05	194,616.61	182,766.89	193,004.62	4	8,686.20	(0.00)	8,686.20	
505006 Endowed Chair #1	204,748.79	197,626.86	185,593.87	196,969.84	4	8,819.54	0.00	8,819.54	
505007 Endowed Chair #2	204,748.79	197,626.86	185,593.87	196,969.84	4	8,819.54	0.00	8,819.54	
505008 Endowed Chair #3	204,748.79	197,626.86	185,593.87	196,969.84	4	8,819.54	0.00	8,819.54	
505009 Endowed Chair #4	204,748.79	197,626.86	185,593.87	196,969.84	4	8,819.54	0.00	8,819.54	
505010 Endowed Chair #5	231,226.21	225,644.49	211,905.57	222,926.43	4	10,081.64	(0.00)	10,081.64	
505011 Endowed Chair #6	231,226.21	225,644.49	211,905.57	222,926.43	4	10,081.64	(0.00)	10,081.64	
505012 Endowed Chair #7	231,226.21	225,644.49	211,905.57	222,926.43	4	10,081.64	(0.00)	10,081.64	
505013 Endowed Chair #8	231,226.21	225,644.49	211,905.57	222,926.43	4	10,081.64	(0.00)	10,081.64	
505014 J.T. and Jaynie Lindsey Endowed Chair	230,862.87	222,822.94	209,255.83	220,977.21	4	9,949.97	0.00	9,949.97	
505015 J.T. and Jaynie Lindsey Endowed Professorship	181,483.23	175,170.57	164,504.88	173,719.56	4	7,817.36	0.00	7,817.36	
505016 Marvel/Smith Academic Performance Enrichment Lectureship	47,766.62	46,105.12	43,297.90	46,723.21	4	2,067.64	(0.00)	2,067.64	
505017 Dorothy J. Reichenberger Endowed Chair in Music	238,833.06	230,525.56	216,489.45	228,616.02	4	10,287.72	(0.00)	10,287.72	
505018 Dr. Anna B. Fisher Endowed Chair in Biology	238,833.06	230,525.56	216,489.45	228,616.02	4	10,287.72	(0.00)	10,287.72	
505019 William Donald Campbell Family Chair in Agriculture	238,833.06	230,525.56	216,489.45	228,616.02	4	10,287.72	(0.00)	10,287.72	
505020 Grace V. Wisdom Endowed Chair in Visual Arts	254,560.56	245,704.98	230,740.15	243,668.66	4	10,965.09	(0.00)	10,965.09	
505021 Wisdom Family Endowed Chair in Agriculture	254,560.56	245,704.98	230,740.15	243,668.66	4	10,965.09	(0.00)	10,965.09	
505022 The Ryerson Family Chair in Business	254,560.56	245,704.98	230,740.15	243,668.66	4	10,965.09	(0.00)	10,965.09	
505023 The Helen Irene Patterson Lectureship in Music	91,641.82	88,453.81	83,066.45	87,720.69	4	3,947.43	0.00	3,947.43	
TOTAL, NWSU:	6,146,430.74	4,986,364.71	4,682,742.66	4,938,612.70		222,288.07	0.00	222,288.07	
Southeastern Oklahoma State University									
680001 Dr. Linnie Ruth Hall Distinguished Lectureship (in Business) (Pri	90,809.80	84,007.69	75,211.28	83,342.92	4	3,760.43	8,116.15	11,866.68	
680002 Dr. Linnie Ruth Hall Distinguished Lectureship (in Business) (Publ	90,464.76	85,679.23	74,917.21	83,017.06	4	3,735.77	7,973.63	11,716.80	
680003 Clark and Wanda East Lectureship in Business and Public Policy (Private	163,004.89	152,462.76	141,763.11	152,638.11	4	6,464.72	3,000.95	15,044.83	
680004 Massey Family Lectureship in Business and Public Policy (Public)	219,611.12	203,161.13	181,888.21	201,653.48	4	9,069.91	16,992.73	28,062.64	
680005 Don W. Sands Lectureship in Business Administration	109,870.72	101,640.84	90,998.07	100,836.64	4	4,537.64	9,149.20	13,686.84	
680006 Ruth Steger Lectureship in Music	64,434.13	69,607.68	53,366.19	69,136.00	4	2,661.12	2,620.42	5,281.54	
680007 Engles Family Endowed Chair in Biomedical Science	283,652.15	262,405.16	234,928.83	260,928.71	4	11,714.79	10,962.22	22,667.01	
680008 John Massey Chair in Business No. 1	242,064.43	223,928.32	209,781.83	225,265.19	4	10,136.39	4,923.29	16,059.69	
680009 Medical Center Professorship in Biomedical Sciences	162,928.73	141,473.69	126,659.94	140,364.09	4	6,316.93	5,903.36	12,219.29	
680010 Julian J. Rothbaum Lectureship	44,496.96	41,163.91	36,853.65	40,538.17	4	1,837.72	3,699.16	5,436.88	
680011 Sullivan Lectureship in Business	46,983.65	42,639.14	38,084.89	42,202.63	4	1,899.11	3,396.00	5,295.11	
680012 John Massey Chair in Business No. 2	263,646.72	234,634.16	220,003.62	236,226.84	4	10,630.30	5,163.19	15,793.48	
680013 John Massey Chair in Business No. 3	284,761.61	263,431.62	246,794.97	264,996.03	4	11,924.62	5,791.94	17,716.76	
680014 John Massey Chair in Business No. 4 6/02	310,666.14	287,303.16	269,159.02	289,009.44	4	13,005.42	6,316.80	19,322.22	
680015 John Massey Chair in Business No. 5	288,090.69	266,465.64	249,639.26	268,041.83	4	12,061.88	5,860.02	17,921.90	
680016 John Massey Chair in Business No. 6	363,093.64	326,645.04	306,509.14	328,749.24	4	14,793.72	20,446.44	35,240.16	
680017 John Massey Chair in Business No. 7	333,157.18	308,202.01	275,930.31	305,763.17	4	13,769.34	18,613.22	32,272.57	
680018 John Massey Professorship in Business #1	130,239.37	120,483.78	107,867.97	119,630.38	4	6,378.87	10,409.60	16,409.60	
680019 John Massey Professorship in Business #2	173,712.86	160,700.88	143,873.96	169,429.23	4	7,174.32	9,387.62	16,562.14	
680020 Chickasaw Nation Endowed Chair in Business Management	347,152.76	321,149.25	287,521.84	318,607.96	4	14,387.86	17,836.13	32,173.49	
680021 Donna Massey Professorship in Music	95,209.10	88,077.45	82,571.71	88,619.42	4	3,967.87	1,946.24	5,936.11	
680022 Kay Massey Professorship in Business	127,945.61	118,361.83	105,968.21	117,428.22	4	5,264.15	4,940.96	10,225.10	
680023 Chickasaw Nation Professorship in Business Management	170,855.27	158,085.09	141,532.06	166,334.14	4	7,067.54	10,362.83	18,040.41	
680024 Clark and Wanda East Lectureship in Piano Music	77,394.98	72,152.75	64,597.67	71,681.80	4	3,621.18	3,690.21	6,811.39	
680025 John L. Massey Chair in Business No. 8	330,109.85	305,382.95	273,406.42	302,966.41	4	13,633.49	17,027.02	30,660.60	
680026 Oklahoma Masonic Foundation Institute for Professional Dev. & Lectureship	126,698.29	117,207.94	104,925.15	116,280.46	4	5,232.62	5,276.71	10,509.39	
TOTAL, SEOSU:	4,900,705.68	4,533,617.89	4,138,769.53	4,624,364.36		203,696.40	220,354.61	428,961.01	
Southwestern Oklahoma State University									
685001 Lectureship #1 (Public)	113,637.76	105,038.19	94,035.21	104,202.05	4	4,689.09	6,324.00	11,013.09	
685002 Lectureship #1 (Private)	103,008.63	96,292.76	85,314.69	94,638.69	4	4,264.24	5,737.78	9,992.02	
685003 Lectureship #2 (Public)	112,940.38	104,480.67	93,540.46	103,663.80	4	4,664.42	6,291.00	10,955.42	
685004 Lectureship #2 (Private)	102,370.05	94,785.81	84,785.81	93,362.62	4	4,227.87	5,702.21	9,930.08	
685005 Lectureship #3 (Public)	66,481.70	61,601.98	55,062.05	61,016.21	4	2,746.68	3,703.16	6,449.84	
685006 Lectureship #3 (Private)	63,629.22	49,612.11	44,417.25	49,219.63	4	2,214.88	2,987.25	5,202.13	
685007 Dobson Chair in Business	220,122.32	203,634.04	199,730.66	207,829.01	4	9,362.31	4,820.46	14,272.77	
685008 Foundation-Flossie Hagin Lectureship	38,514.82	36,629.86	31,899.08	36,347.92	4	1,590.66	2,145.35	3,736.00	
685009 Ed and Winnie Ola Berrong Endowed Chair in Department of Mus	267,869.64	269,109.84	251,821.03	262,990.18	4	11,881.86	378.66	12,210.52	
685010 Flossie Hagin Chair in Chemistry	293,214.14	276,378.91	273,865.17	281,162.74	4	12,661.87	5,904.00	18,565.88	
685011 Guy Hagin Chair in Biology	307,014.30	305,261.83	288,916.69	300,397.61	4	13,517.89	2,993.67	16,511.56	
685012 David and Dianne Hunter	103,703.35	95,935.44	85,890.08	96,176.29	4	4,282.93	5,349.00	9,631.94	
685013 Foundation-Harvey Minton Lectureship	41,620.25	38,502.68	34,471.08	38,198.00	4	1,718.91	2,146.77	3,865.68	
685014 Everett Dobson Chair in Accounting	293,650.36	283,764.80	273,406.42	283,007.20	4	12,762.32	5,614.88	18,377.20	
685015 Everett Dobson Chair in Management	293,650.36	283,764.80	273,406.42	283,007.20	4	12,762.32	5,614.88	18,377.20	
685016 Everett Dobson Chair in Finance	317,018.93	305,382.95	273,406.42	298,602.77	4	15,437.12	10,877.02	24,214.14	
685017 Everett Dobson Chair in Marketing	296,571.43	286,467.07	273,406.42	286,481.64	4	12,846.67	6,260.15	19,106.82	

OKLAHOMA STATE REGENTS' ENDOWMENT TRUST FUND--2018 DISTRIBUTION SCHEDULE

Account	Account Balance 6/30/18	Account Balance 6/30/17	Account Balance 6/30/16	Three-year Average Mrkt. Value	# Qrts	FY18 Available Distribution	FY17 Carryover	Total Available Distribution	Distribution Requested
665018 The Nelson Sims Endowed Chair in Pharmacy	297,957.30	285,901.58	262,337.87	282,065.58	4	12,692.95	\$ 6,195.53	18,888.48	
665018 The H.F. Timmons Endowed Chair in Pharmacy	151,908.44	140,529.72	131,168.93	141,202.37	4	6,354.11	\$ 5,167.90	11,522.00	
665020 The Homer Ryan Professorship in Accounting	126,596.29	117,207.94	104,955.15	116,280.46	4	5,252.62	\$ 5,276.71	10,559.55	
665021 The Don Weeks Professorship in Accounting	144,351.72	133,539.04	131,168.93	136,353.23	4	6,135.90	\$ 3,498.61	9,634.51	
665022 The Mike Jones Professorship in Accounting	63,349.14	38,603.97	32,467.57	68,140.23	4	2,616.31	\$ 2,838.36	5,254.67	
665023 Ed & Winnie Cla Berrona Chair in Engineering Technology	303,654.80	293,019.86	262,337.87	286,937.51	4	12,885.19	\$ 6,941.78	19,826.97	
TOTAL, SWOSU:	4,112,827.88	3,923,266.89	3,661,791.27	3,899,291.83		175,468.13	112,569.12	288,087.25	

OKLAHOMA STATE REGENTS' ENDOWMENT TRUST FUND--2018 DISTRIBUTION SCHEDULE

Account	Account Balance 6/30/18	Account Balance 6/30/17	Account Balance 6/30/16	Three-year Average Mrkt. Value	# Qrts	FY18 Available Distribution	FY17 Carryover	Total Available Distribution	Distribution Requested
Cameron University									
100001 Lawton Independent Insurance Agents Chair	454,862.78	448,774.63	401,783.62	436,140.34	4	19,661.32	2,847.87	22,429.19	
100002 McCasland/Amquest Bank Endowed Chair	446,409.93	412,971.66	401,937.02	420,439.50	4	18,919.78	10,708.22	29,628.00	
100003 Clarence E. Page Chair in Mathematics	465,713.71	458,612.77	410,770.67	445,099.05	4	20,029.46	5,230.11	25,259.56	
100004 Honors Program Lectureship	110,704.25	105,796.00	100,214.51	105,904.92	4	4,766.72	46.43	4,813.15	
100005 President's Partners Lectureship	399,182.70	369,281.88	330,614.53	366,369.70	4	16,486.19	34,715.24	51,201.43	
100006 Joseph H. Mullin Chair in Agriculture	514,190.66	460,941.96	496,061.50	496,061.50	4	22,949.77	13,150.70	36,480.47	
100007 Mary Dixie Mullin Chair in the Sciences	468,906.99	461,618.96	413,193.50	464,639.48	4	20,464.28	22,841.90	43,296.17	
100008 Virginia Brewczynski Chair in Business	393,623.03	373,873.96	334,278.11	367,068.36	4	16,617.63	8,344.62	24,862.15	
100008 Harold & Elizabeth Hackler Lectureship in Teaching Excellence	60,173.48	57,968.13	54,395.95	57,622.62	4	2,668.61	48.38	2,636.89	
100010 SWE Endowed Lectureship in Telecommunications	33,496.67	32,946.44	29,496.63	31,979.91	4	1,439.10	30.39	1,469.48	
100011 Helen C. Shultz Lectureship in the Study & Application of English	33,614.66	32,362.15	29,510.70	31,996.60	4	1,439.60	34.38	1,474.15	
100012 R. H. Drewry Lectureship in Telecommunications	27,987.08	26,806.10	24,169.35	26,177.50	4	1,177.99	9.15	1,187.13	
100013 Buck and Irene Clements Lectureship in Agriculture	30,988.82	29,876.69	26,747.33	29,202.24	4	1,314.10	1,929.26	1,929.26	
100014 Mary Kate Walkman Drew Endowed Lectureship	71,882.93	70,789.32	63,377.00	68,683.08	4	3,090.74	19.90	3,110.63	
100015 B.H. and Flora Brewer Endowed Professorship in Instruction Tech	111,672.25	109,744.88	98,253.09	106,623.24	4	4,793.65	213.94	5,007.48	
100016 PSO Lectureship in Instructional Technology and Multimedia Des	48,910.05	48,231.33	43,181.05	46,774.14	4	2,104.84	36.46	2,140.29	
100017 James O. "Diz" and June Pursley Barnett Endowed Lectureship	23,641.90	23,549.45	21,083.59	22,768.11	4	1,024.12	2.75	1,026.86	
100018 John C. Paynter Endowed Lectureship in Communications	29,051.69	27,984.90	25,063.57	27,370.06	4	1,231.66	1,003.09	2,234.74	
100019 Harvard and Judith Tomlinson Lectureship in Phy. Sciences	62,410.60	61,263.02	45,913.20	49,868.91	4	2,244.10	179.01	2,423.11	
100020 Southwest Oklahoma Opera Guild Lectureship	23,903.88	22,112.89	19,797.46	21,937.91	4	987.21	795.41	1,782.62	
100021 Tuck and Anna Pittman Lectureship in Instruct. Tech.	28,611.72	28,247.16	25,289.41	27,361.43	4	1,230.61	8.30	1,234.12	
100022 Dr. Robert H. Drewry Endowed Lectureship in Chemistry	24,666.46	23,286.21	20,847.02	22,932.90	4	1,031.98	513.96	1,545.93	
100023 Jack Bryan Endowed Lectureship in Art	75,969.79	69,724.21	62,423.42	69,172.47	4	3,112.76	6,113.44	9,226.20	
100024 Katherine D. Lacy Endowed Lectureship in History	25,096.60	24,894.82	22,288.09	24,029.84	4	1,084.18	0.09	1,084.26	
100025 Home Savings Bank Endowed Chair in Organizational Leadership	28,242.23	26,769.00	23,070.74	25,027.32	4	1,126.23	47.83	1,174.06	
100026 Kerr Endowed Lectureship in Physical Science	29,629.13	28,623.14	25,626.02	27,926.09	4	1,266.67	238.74	1,496.41	
100027 McCasland Foundation Chair in Educational Leadership	361,544.62	364,739.22	317,648.34	344,697.39	4	16,606.86	10,132.42	26,639.30	
100028 Louise McMahon Endowed Chair in Music	283,966.74	285,068.61	210,445.72	233,167.03	4	10,267.07	239.93	10,666.37	
100029 Dr. Bobby Gene Vowell Lectureship in Physical & Biological Science	34,334.18	33,814.49	30,273.79	32,807.49	4	1,476.34	10.16	1,486.48	
100030 Jack and Joyce Amynx Lectureship in Business	28,871.46	28,387.84	25,415.36	27,658.22	4	1,240.12	83.03	1,273.15	
100031 Edward and Lenore Hamra/Edward's Menswear Lectureship in Retail Marke	33,989.69	31,443.69	28,151.23	31,194.87	4	1,403.77	1,033.64	2,437.41	
100032 Ajay and Shireen Bhargava Lectureship in India Studies	28,146.54	27,344.12	25,309.12	26,933.26	4	1,212.00	10.10	1,222.09	
100033 Philip J. Jones Lectureship in Business	37,670.05	39,232.43	35,124.42	37,342.30	4	1,680.40	49.11	1,729.51	
100034 Clodus and Pauline Smith Lectureship	40,396.14	41,661.05	37,298.74	39,786.31	4	1,790.34	27.35	1,817.69	
100035 Trent Patton Endowed Lectureship	29,293.46	28,964.79	25,931.90	28,063.36	4	1,262.65	3.25	1,266.10	
100036 Richard T. Brimingham, M.D. Music Theatre Lectureship	29,573.73	28,664.40	26,491.16	28,243.09	4	1,270.94	37.62	1,308.56	
100037 Bhargava Endowed Lectureship in International Studies	28,852.61	27,997.29	25,893.90	27,681.27	4	1,241.16	18.47	1,259.63	
100038 Jimmy and Virgie Stanton Endowed Lectureship in Physical Science	34,402.67	31,825.73	28,493.27	31,673.89	4	1,420.83	1,082.71	2,503.53	
100039 BancFirst Lectureship in Finance	25,654.19	25,318.28	22,667.21	24,646.66	4	1,104.60	25.86	1,130.45	
100040 BancFirst Lectureship in Investments	26,167.40	25,699.78	23,008.77	24,968.65	4	1,123.14	45.93	1,169.07	
100041 Buck and Irene Clements Lectureship in Child Development	26,193.98	25,734.36	23,030.77	24,983.04	4	1,124.24	45.97	1,170.20	
100042 Herb and Dorothy Pitman Carter Lectureship in Physical Science	32,467.45	31,901.03	28,560.69	30,976.39	4	1,393.94	48.13	1,442.07	
100043 Marguerite Wete Wilkinson Lectureship in Music	51,317.53	49,325.70	44,892.01	48,678.41	4	2,186.03	633.92	2,819.95	
100044 Mary Sue Silk Endowed Lectureship in Agricultural Science	29,102.07	26,922.17	25,943.60	27,322.61	4	1,223.62	967.99	2,217.51	
100045 James Eddie Phillips Endowed Lectureship in Mathematical Science	27,801.49	27,398.02	24,529.19	26,576.24	4	1,195.93	38.65	1,234.45	
100046 Gladys "Slats" Patton Endowed Lectureship in Health & Physical Ed	25,527.92	24,082.14	21,560.50	23,723.62	4	1,067.66	539.78	1,607.34	
100047 Tina Solomon Endowed Lectureship	32,292.05	29,873.22	26,745.20	29,636.82	4	1,393.66	1,111.41	2,445.07	
100048 Jeff and Kevin Graham Endowed Lectureship for Depression Awareness	26,026.24	24,076.74	21,555.68	23,886.22	4	1,074.88	793.08	1,867.96	
100049 GEO Group Endowed Lectureship in Criminal Justice and Sociology	35,251.24	32,610.74	29,196.08	32,352.69	4	1,456.87	1,405.39	2,861.26	
100050 Todd and Cindy Sanner Endowed Lectureship in Chemistry	40,047.78	39,753.06	35,590.54	38,463.79	4	1,730.87	45.69	1,776.46	
100051 Doyce and Sammy Croy Endowed Lectureship in Criminal Justice & Soc.	24,083.47	23,033.47	21,561.67	23,532.86	4	1,076.18	791.18	1,866.36	
100052 Flora Brewer Endowed Chair in Education	330,109.85	305,382.95	273,406.42	302,968.41	4	13,683.49	17,027.02	30,660.50	
100053 B.H. Brewer Endowed Chair in Education	310,952.02	305,382.95	273,406.42	296,680.46	4	13,346.12	7,637.02	20,873.14	
100054 Ted Owens Endowed Lectureship in Health & Physical Education	26,032.07	24,082.14	21,560.50	23,891.67	4	1,076.12	789.78	1,864.90	
100055 John and JoAnn Sterling Endowed Lectureship in Accounting & Auditing	26,032.07	24,082.14	21,560.50	23,891.67	4	1,076.12	789.78	1,864.90	
100056 Ajay and Shireen Bhargava Lectureship in Pre-Nursing	25,527.92	24,082.14	21,560.50	23,723.62	4	1,067.66	539.78	1,607.34	
100057 Bill G. Taylor Endowed Lectureship in Mathematical Sciences	25,605.47	25,459.77	22,793.89	24,619.71	4	1,107.89	104.09	1,211.97	
100058 Burgess Family Lectureship in Business	61,076.97	54,681.28	50,893.28	54,681.28	4	1,276.70	3,405.40	6,132.10	
100059 Jane Goodloe Endowed Lectureship	39,613.18	36,645.93	32,808.77	35,366.97	4	1,636.02	2,043.24	3,679.26	
100060 Frances Jo Richardson Endowed Lectureship in Chemistry	26,032.07	24,082.14	21,560.50	23,691.67	4	1,076.12	789.78	1,864.90	
100061 JoAnne Hudson Lectureship in Health Education	26,929.87	24,144.86	21,616.66	23,963.80	4	1,077.92	792.56	1,870.77	
100062 Dorothy S.Tobias Endowed Professorship in Chemistry	207,605.71	205,113.90	183,636.51	198,786.37	4	8,945.34	2,234.25	11,179.69	
100063 Gerald Paul and Kay Anne Laursen Lectureship in Mathematical Science	25,740.69	24,745.36	22,982.48	24,489.51	4	1,102.03	1,225.45	1,225.45	
100064 Charles and Edythe Holmes Endowed Lectureship in English	30,018.45	27,769.92	24,862.14	27,650.17	4	1,239.76	1,123.61	2,363.26	
100065 The Bhattacharya Endowed Lectureship for Excellence in Research	31,674.57	29,301.99	26,233.79	29,070.11	4	1,308.16	1,319.16	2,627.33	
100066 BG Charles B. Allen Endowed Lectureship in Military Science & Leadership	29,314.36	28,390.85	26,233.79	28,146.33	4	1,266.68	266.09	1,532.66	
100067 Dr. William L. and Barbara Searce Endowed Lectureship in Political Sci	26,034.83	25,670.42	22,982.48	24,536.91	4	1,120.32	6.38	1,126.68	
TOTAL, Cameron:	6,611,380.62	6,373,486.26	5,161,473.06	6,245,839.61		281,063.78	163,838.30	444,902.08	
Langston University									
420001 Endowment	40,968,419.95	38,692,770.54	35,928,379.86	38,494,866.78	4	1,732,268.66	1,809,614.17	3,541,882.73	
420002 PSO Lectureship (Public)	98,221.37	90,864.09	81,349.75	90,146.07	4	4,066.63	8,640.42	12,696.94	
420003 PSO Lectureship (Private)	97,871.19	90,640.14	81,059.72	89,823.68	4	4,042.07	9,061.35	13,093.41	

OKLAHOMA STATE REGENTS' ENDOWMENT TRUST FUND--2018 DISTRIBUTION SCHEDULE

Account	Account Balance 6/30/18	Account Balance 6/30/17	Account Balance 6/30/16	Three-year Average Mkrt. Value	# Qrts	FY18 Available Distribution	FY17 Carryover	Total Available Distribution	Distribution Requested
420004 Southwestern Bell Endowed Lectureship	183,060.88	169,838.97	151,607.56	167,998.97	4	7,569.95	16,036.88	22,596.84	
420005 William Henri Hale Lectureship	96,220.61	89,013.36	79,692.82	86,309.00	4	3,973.91	9,253.16	13,227.07	
420006 J. C. Penney Professorship of Business	170,021.03	157,235.69	140,316.23	156,040.96	4	7,021.84	14,410.22	21,432.06	
420007 T. M. Crisp Professorship in Recreation & Good Sportsmanship	542,086.79	501,436.47	448,930.37	497,467.64	4	22,386.04	46,308.66	68,694.62	
420008 James A. Close Endowed Chair	621,267.77	482,222.16	431,728.88	478,406.27	4	21,628.28	41,512.64	63,040.92	
420009 Lillian Johnson Hemmitt Endowed Chair	1,320,439.42	1,221,531.79	1,093,625.70	1,211,865.63	4	54,533.95	68,108.06	122,642.02	
420010 Delta Sigma Theta Sorority Distinguished Professorship	253,396.58	234,415.89	209,870.29	232,560.92	4	10,465.24	10,553.43	21,018.67	
TOTAL, Langston:	44,245,946.28	41,629,418.02	38,647,061.23	41,607,474.84		1,867,836.37	2,082,387.91	3,900,224.28	

OKLAHOMA STATE REGENTS' ENDOWMENT TRUST FUND-2018 DISTRIBUTION SCHEDULE

Account	Account Balance 6/30/18	Account Balance 6/30/17	Account Balance 6/30/16	Three-year Average Mrkt Value	# Qtrs	FY18 Available Distribution	FY17 Carryover	Total Available Distribution	Distribution Requested
University of Science & Arts of Oklahoma									
150001 Mary Jo Nagan Professorship of Interdisciplinary Studies	602,802.12	557,186.63	544,854.62	566,114.46	4	26,666.16	54,283.01	79,848.16	
150002 Budlow Grigsby Lectureship	923,919.19	299,656.99	291,284.52	304,963.23	4	13,722.90	23,676.71	42,398.61	
150003 Jessie Dearing Kinley Chair in Interdisciplinary Studies	801,733.66	464,161.17	424,752.25	463,545.66	4	20,869.56	44,302.69	66,162.24	
150004 Dorothy Gilkey Wilcox Professorship in Interdisc. Studies	317,653.75	293,746.65	262,990.53	291,424.36	4	13,114.10	23,479.16	41,593.27	
150005 Dorothy Cusick Professorship in Interdisc. Studies	265,920.88	264,503.93	236,807.83	262,410.87	4	11,806.49	25,648.94	37,452.43	
150006 Professorship in Biology	248,562.06	229,934.25	205,857.93	228,114.75	4	10,266.16	18,246.76	28,510.92	
150007 Lectureship Program	165,519.18	153,120.95	146,289.87	154,976.67	4	6,973.95	9,644.08	16,618.03	
150008 Bradford Abelson Chair in Religious Reconciliation	308,098.23	285,020.11	268,979.00	287,366.78	4	12,931.46	11,193.10	24,124.66	
TOTAL, USAO:	2,763,678.96	2,647,921.87	2,381,816.66	2,560,906.79		116,240.76	220,467.47	336,708.23	
Carl Albert State College									
108001 Charles L. Ward Endowed Teaching Lectureship	49,306.01	47,645.30	44,742.41	47,280.91	4	2,125.39	(0.00)	2,125.39	
108002 George Bush Professorship for Teaching Excellence	35,663.60	34,365.69	32,290.66	34,036.62	4	1,533.90	0.00	1,533.90	
108003 Hartford Farrell Senior Lectureship	35,667.33	34,370.07	32,275.99	34,071.13	4	1,533.20	(0.00)	1,533.20	
108004 Jack Gedosh Endowed Lectureship	32,364.41	31,265.29	29,360.39	30,993.96	4	1,394.70	0.00	1,394.70	
108005 R. L. Winters Endowed Lectureship	69,104.17	66,777.98	62,709.38	66,197.18	4	2,978.87	0.00	2,978.87	
108006 Jodi Hoffman Lectureship in Business Technology	29,431.20	28,440.49	26,707.69	28,193.19	4	1,268.69	(0.00)	1,268.69	
108007 F. L. Holton Endowed Lectureship in Business Technology	67,921.23	65,971.48	52,561.29	55,484.67	4	2,496.81	0.00	2,496.81	
108008 Macy R. McBee Endowed Lectureship in Natural Science	26,671.23	25,773.42	24,203.12	25,549.26	4	1,149.72	(0.00)	1,149.72	
108009 Julian J. Rothbaum Lectureship in History	25,067.69	24,223.86	22,747.96	24,013.17	4	1,080.69	0.00	1,080.69	
108010 Walter White Endowed Lectureship in Early Childhood Education	34,667.61	33,491.16	31,450.64	33,199.67	4	1,493.99	(0.00)	1,493.99	
108011 Walter White Endowed Lectureship in Excellence	34,847.29	33,674.25	31,622.53	33,381.37	4	1,502.16	0.00	1,502.16	
108012 Gerald Ford Lectureship in Academic Excellence	29,945.18	28,367.37	26,629.63	28,110.73	4	1,264.98	(0.00)	1,264.98	
108013 Dave and Beverly McMillen Endowed Lectureship	80,692.63	77,379.73	73,134.72	77,202.96	4	3,474.11	(0.00)	3,474.11	
108014 Jimmy and Pearl Orr Endowed Lectureship	45,439.61	43,910.08	41,234.71	43,528.12	4	1,968.77	(0.00)	1,968.77	
108015 Phillip and Wanda Freeman Endowed Lectureship	23,330.98	22,646.61	21,171.97	22,349.62	4	1,006.73	0.00	1,006.73	
108016 Roy and Jeanne Reed Endowed Lectureship in Academic Leadership	49,670.74	47,998.73	45,074.29	47,581.26	4	2,141.16	(0.00)	2,141.16	
108017 Victor L. Cary Endowed Lectureship in Arts and Sciences	25,140.46	24,294.18	22,814.00	24,082.88	4	1,083.73	0.00	1,083.73	
108018 Oxley Foundation Endowed Lectureship	26,469.25	25,668.68	24,010.73	25,346.19	4	1,140.68	0.00	1,140.68	
108019 Dean Worley Endowed Lectureship	48,151.18	46,530.32	43,695.35	46,126.62	4	2,076.65	0.00	2,076.65	
108020 Dick LaFavers Endowed Lectureship	26,646.20	25,749.23	24,180.40	25,626.28	4	1,148.64	0.00	1,148.64	
108021 J.C. and Linda Holton Endowed Lectureship	25,408.85	24,553.43	23,056.98	24,389.75	4	1,095.29	(0.00)	1,095.29	
TOTAL, CASO:	810,695.94	788,408.21	735,674.91	776,592.95		34,348.66	(0.00)	34,348.66	
Eastern Oklahoma State College									
240001 Julian J. Rothbaum Lectureship	63,697.91	58,926.62	52,756.43	58,460.32	4	2,630.71	4,160.64	6,781.36	
240002 Choctaw Nation Endowed Professorship in Nursing	165,351.02	152,965.39	136,948.44	151,764.96	4	6,828.97	9,994.97	16,223.94	
TOTAL, EOSC:	229,048.93	211,892.00	189,704.88	210,216.27		9,459.69	13,545.61	23,005.30	
Oklahoma City Community College									
633001 Lectureship	181,190.18	167,618.12	151,034.62	166,614.90	4	7,497.64	15,693.96	23,191.61	
TOTAL, OCCO:	181,190.18	167,618.12	151,034.62	166,614.90		7,497.64	15,693.96	23,191.61	
Rogers State University									
461001 Herrington Lectureship	94,094.63	87,046.46	77,931.86	86,367.65	4	3,886.09	5,099.84	8,985.94	
461002 Maurice Meyer Lectureship in Liberal Arts	34,483.23	31,900.26	28,560.00	31,647.83	4	1,424.16	2,176.00	3,600.16	
461003 John W. Norman Endowed Chair in Business Information Technol	315,605.74	304,491.07	285,183.56	301,760.12	4	13,679.21	(0.00)	13,679.21	
461004 Greg Knuz Endowed Chair in Communications	340,107.48	329,230.64	307,266.05	325,734.69	4	14,656.06	13,669.19	28,245.25	
461005 Sarkey's Endowed Chair	324,810.35	314,963.67	281,988.43	307,256.62	4	13,626.61	12,924.01	26,150.63	
461006 Oliver Dewey Mayor Chair	234,050.31	216,518.75	202,939.40	217,896.15	4	9,802.63	4,764.00	14,566.63	
461007 Board of Visitors Endowed Chair	314,404.13	305,382.95	273,406.42	297,781.17	4	13,397.90	9,238.85	22,636.75	
461008 Grace and Franklin Bensen Foundation Endowed Professorship in Nursing	150,797.94	146,509.93	131,168.93	142,826.60	4	6,427.15	2,839.63	9,266.78	
TOTAL, ROGERS:	1,808,363.81	1,736,048.63	1,639,044.67	1,711,149.04		77,001.71	50,031.54	127,033.24	
Tulsa Community College									
750001 Natshe O. Warren Chair of Nursing (Public)	376,919.94	364,246.12	342,350.15	361,172.07	4	16,262.74	(0.00)	16,262.74	
750002 Natshe O. Warren Chair of Nursing (Private)	376,463.71	362,838.86	341,027.47	360,776.68	4	16,139.95	0.00	16,139.95	
750003 John W. Sublett Professorship (Public)	169,416.07	163,719.61	153,877.82	162,387.80	4	7,306.20	(0.00)	7,306.20	
750004 John W. Sublett Professorship (Private)	181,965.50	176,846.77	165,276.07	174,962.71	4	7,846.32	(0.00)	7,846.32	
750005 T. Oscar Chappelle Lectureship (Public)	33,730.42	32,731.54	30,763.94	32,466.90	4	1,460.49	(0.00)	1,460.49	
750006 T. Oscar Chappelle Lectureship (Private)	36,626.07	35,297.89	33,176.03	35,000.00	4	1,575.00	0.00	1,575.00	
750007 Founders Incorporated (Private)	216,143.73	208,876.97	196,319.78	207,113.16	4	9,320.09	(0.00)	9,320.09	
750008 Founders & Assoc. Chair in Allied Health	224,760.21	217,202.71	204,145.98	216,369.69	4	9,691.63	0.00	9,691.63	
750009 Julian Rothbaum Distinguished Lectureship in Public Affairs (pri	24,010.91	23,203.66	21,808.71	23,007.72	4	1,036.36	(0.00)	1,036.36	
750010 Julian Rothbaum Distinguished Lectureship in Public Affairs	22,963.60	22,181.70	20,845.29	21,994.60	4	939.76	(0.00)	939.76	
750011 Vesta Van Trease Endowed Lectureship (Private)	22,663.98	21,897.46	20,381.13	21,712.66	4	977.07	0.00	977.07	
750012 Vesta Van Trease Endowed Lectureship (Public)	22,922.16	22,151.40	20,819.81	21,964.46	4	988.40	(0.00)	988.40	
750013 Unit Corporation Lectureship (Private)	22,421.31	21,667.40	20,364.90	21,484.64	4	966.80	0.00	966.81	
750014 Unit Corporation Lectureship (Public)	22,808.68	22,041.75	20,716.75	21,866.73	4	983.51	(0.00)	983.51	
750015 PSO Electronic Engineering Technology (Private)	22,421.31	21,667.40	20,364.90	21,484.64	4	966.80	0.00	966.81	
750016 Grace and Franklin Bensen Lectureship in Entrepreneurial Leadership (Priv	22,421.31	21,667.40	20,364.90	21,484.64	4	966.80	0.00	966.81	
750017 JP Morgan Chase Lectureship (Private)	22,774.49	22,008.70	20,685.69	21,822.96	4	982.03	(0.00)	982.03	
750018 George Kaiser Family Foundation/TCC Infant (Private)	104,430.16	100,913.82	94,853.89	100,067.63	4	4,603.04	0.00	4,603.04	

OKLAHOMA STATE REGENTS' ENDOWMENT TRUST FUND--2018 DISTRIBUTION SCHEDULE

Account	Account Balance 6/30/18	Account Balance 6/30/17	Account Balance 6/30/16	Three-year Average Mrkt. Value	# Qrts	FY18 Available Distribution	FY17 Carryover	Total Available Distribution	Distribution Requested
750019 Midfirst Bank Endowed Lectureship (Private)	20,949.22	20,244.80	19,027.82	20,073.95	4	903.88	0.00	903.88	
750020 ONEOK Endowed Professorship (Private)	19,406.83	18,754.28	17,626.90	18,696.01	4	896.82	(0.00)	896.82	
750021 Walton Family Foundation on Lectureship (Private)	18,414.92	17,795.73	16,725.98	17,795.98	4	794.05	(0.00)	794.05	
750022 Blue Cross and Blue Shield Lectureship (Private)	20,645.75	19,951.54	18,752.17	19,783.16	4	890.24	(0.00)	890.24	
750023 FSO Electronic Engineering Technology (Public)	23,703.77	22,906.74	21,529.76	22,713.42	4	1,022.10	(0.00)	1,022.10	
750024 Grace and Franklin Jensen Lectureship in Entrepreneurial Leadership (Publ)	23,703.77	22,906.74	21,529.76	22,713.42	4	1,022.10	(0.00)	1,022.10	
750025 JP Morgan Chase Lectureship (Public)	23,703.77	22,906.74	21,529.76	22,713.42	4	1,022.10	(0.00)	1,022.10	
750026 George Kaiser Family Foundation/TCC Infant (Public)	118,518.89	114,533.73	107,648.80	113,667.14	4	5,110.62	0.00	5,110.62	
750027 Midfirst Bank Endowed Lectureship (Public)	23,703.77	22,906.74	21,529.76	22,713.42	4	1,022.10	(0.00)	1,022.10	
750028 ONEOK Endowed Lectureship (Public)	23,703.77	22,906.74	21,529.76	22,713.42	4	1,022.10	(0.00)	1,022.10	
750029 Walton Family Foundation on Lectureship (Public)	23,703.77	22,906.74	21,529.76	22,713.42	4	1,022.10	(0.00)	1,022.10	
750030 Blue Cross and Blue Shield Lectureship (Public)	23,703.77	22,906.74	21,529.76	22,713.42	4	1,022.10	(0.00)	1,022.10	
750031 George Kaiser Family Foundation on Chair #1	253,576.98	245,046.78	230,254.63	242,969.46	4	10,983.18	0.00	10,983.18	
750032 George Kaiser Family Foundation on Chair #2	253,576.98	245,046.78	230,254.63	242,969.46	4	10,983.18	0.00	10,983.18	
750033 George Kaiser Family Foundation on Chair #3	253,576.98	245,046.78	230,254.63	242,969.46	4	10,983.18	0.00	10,983.18	
750034 George Kaiser Family Foundation on Chair #4	253,576.98	245,046.78	230,254.63	242,969.46	4	10,983.18	0.00	10,983.18	
750035 George Kaiser Family Foundation on Chair #5	253,576.98	245,046.78	230,254.63	242,969.46	4	10,983.18	0.00	10,983.18	
750036 George Kaiser Family Foundation on Chair #6	253,576.98	245,046.78	230,254.63	242,969.46	4	10,983.18	0.00	10,983.18	
750037 George Kaiser Family Foundation on Chair #7	253,576.98	245,046.78	230,254.63	242,969.46	4	10,983.18	0.00	10,983.18	
750038 George Kaiser Family Foundation on Chair #8	253,576.98	245,046.78	230,254.63	242,969.46	4	10,983.18	0.00	10,983.18	
750039 George Kaiser Family Foundation on Chair #9 (partial)	151,110.33	145,224.91	134,859.25	143,731.60	4	6,467.92	(0.00)	6,467.92	
750040 State Farm Lectureship	25,357.70	24,504.68	23,025.46	24,296.95	4	1,093.82	0.00	1,093.82	
TOTAL TCC:	4,493,834.62	4,341,593.03	4,078,768.01	4,304,829.62		193,717.83	0.00	193,717.83	
Ross State College									
531001 Henry Croak Endowed Professorship (Public)	137,819.87	132,702.61	124,724.87	131,682.42	4	5,921.21	(0.00)	5,921.21	
531002 Henry Croak Endowed Professorship (Private)	146,212.61	141,945.86	132,841.75	140,138.40	4	6,306.00	0.00	6,306.00	
531003 Hudiburg Student Services Endowment (Public)	109,804.76	106,112.68	99,733.43	105,219.92	4	4,734.76	(0.00)	4,734.76	
531004 Hudiburg Student Services Endowment (Private)	109,366.90	106,688.47	99,334.69	104,796.35	4	4,715.84	(0.00)	4,715.84	
531005 Don S. Reynolds Lectureship (Private)	21,698.60	20,968.99	19,708.40	20,792.00	4	936.64	0.00	936.64	
531006 Don S. Reynolds Lectureship (Public)	21,839.87	21,204.44	19,929.69	21,006.00	4	946.36	(0.00)	946.36	
531007 James P. Howell "Country Lawyer" (Public)	24,060.62	23,241.83	21,844.62	23,046.66	4	1,037.06	(0.00)	1,037.06	
531008 James P. Howell "Country Lawyer" (Private)	20,742.62	20,045.16	18,840.10	19,876.96	4	894.42	(0.00)	894.42	
531009 Ray M. Hardin-Kelley & Kevin Miller Professorship in Small Busi	149,949.31	139,109.23	130,740.80	137,929.11	4	6,206.81	(0.00)	6,206.81	
531010 Ray M. Hardin-Kelley & Kevin Miller Professorship in Small Busi	149,602.28	138,677.01	130,340.21	137,606.60	4	6,187.79	0.00	6,187.79	
531011 Endowed Excellence in Teaching and Learning Professorship (pub	130,476.23	126,088.97	118,508.91	126,024.70	4	5,626.11	0.00	5,626.11	
531012 Endowed Excellence in Teaching and Learning Professorship (priv	128,739.21	124,410.36	116,931.15	123,960.24	4	5,561.21	0.00	5,561.21	
531013 W.P. "Bill" and Rubye Atkinson Endowed Chair (Private)	310,554.85	300,112.47	282,070.68	297,679.33	4	13,391.07	(0.00)	13,391.07	
531014 W.P. "Bill" and Rubye Atkinson Endowed Chair (Public)	314,169.44	303,605.50	285,353.75	301,042.90	4	13,646.93	(0.00)	13,646.93	
TOTAL RSC:	1,762,470.06	1,703,307.85	1,600,908.06	1,688,393.49		76,000.21	-	76,000.20	
NEO A&M College									
480001 Endowed Lectureship in Educational Excellence (Private)	72,289.27	67,843.26	68,845.56	69,659.96	4	3,134.67	\$ 2,780.39	5,915.06	
480002 Endowed Lectureship in Educational Excellence (Public)	180,188.38	167,680.19	158,210.70	168,686.42	4	7,590.89	\$ 10,205.04	17,796.93	
TOTAL NEO A&M:	252,477.65	235,523.45	227,056.26	238,346.39		10,725.56	12,985.43	23,712.99	
Northern Oklahoma College									
490001 Joe Lewis Lectureship in Social Science	23,180.09	22,400.16	21,036.09	22,205.46	4	999.25	(0.00)	999.24	
490002 Sam Leonard Lectureship in Business Administration	28,948.92	27,878.25	26,180.58	27,695.92	4	1,243.62	0.00	1,243.62	
490003 Dick Lambert Lectureship in Business	28,948.92	27,878.25	26,180.58	27,695.92	4	1,243.62	0.00	1,243.62	
490004 Don Westfall Lectureship in Social Sciences	28,948.92	27,878.25	26,180.58	27,695.92	4	1,243.62	0.00	1,243.62	
490005 Carl and Carolyn Renfro Lectureship (Private)	84,107.74	81,277.81	76,328.32	80,671.29	4	3,625.71	(0.00)	3,625.70	
490006 Carl and Carolyn Renfro Lectureship (Public)	84,107.74	81,277.79	76,328.30	80,671.27	4	3,625.71	(0.00)	3,625.70	
490007 Ina Faythe Berglund Mathematics Chair	253,256.17	244,337.30	230,064.94	242,762.81	4	10,923.88	0.00	10,923.88	
TOTAL Northern:	631,298.48	613,427.83	492,299.38	609,008.56		22,905.89	0.00	22,905.89	
Western Oklahoma State College									
041001 JCMH Health Care Corporation Professorship in Nursing	117,920.85	113,767.60	106,849.87	112,846.11	4	5,078.07	0.00	5,078.08	
041002 JCMH Health Care Corporation Prof in Radiologic Technology	117,920.88	113,767.62	106,849.89	112,846.13	4	5,078.08	0.00	5,078.08	
041003 JCMH Health Care Corporation Prof in Physical Therapy Assista	117,920.88	113,767.62	106,849.89	112,846.13	4	5,078.08	0.00	5,078.08	
041004 Jeff and Kim Wilmes Lectureship	19,640.04	18,948.30	17,796.14	18,794.62	4	845.77	0.00	845.77	
041005 Winston and Ethelda Higgs Lectureship in Business	21,987.08	20,683.81	19,379.16	20,466.69	4	921.00	(0.00)	921.00	
041006 Jack and Jewell Walker Lectureship in Aviation	26,796.43	26,651.68	24,279.74	25,642.29	4	1,163.90	0.00	1,163.90	
041007 Doughty Family Lectureship in Business	22,963.62	22,154.82	20,807.68	21,976.37	4	988.89	(0.00)	988.89	
041008 Great Plains Medical Center Lectureship in Nursing	144,631.52	139,534.06	131,026.75	138,397.44	4	6,227.88	0.00	6,227.89	
041009 Chesser Family Lectureship	25,144.19	24,238.60	22,783.53	24,062.11	4	1,062.79	(0.00)	1,062.79	
041010 Russell Kirchoff Lectureship in Agriculture	23,745.43	22,909.17	21,516.92	22,723.62	4	1,022.66	0.00	1,022.66	
TOTAL WOSC:	638,089.97	616,635.27	575,138.85	610,900.70		27,477.03	0.00	27,477.03	
Systemwide Totals	572,481,699.60	549,536,370.44	514,289,158.09	544,695,265.74		24,507,643.84	6,997,696.64	31,505,340.47	-

Meeting of the
OKLAHOMA STATE REGENTS FOR HIGHER EDUCATION
October 25, 2018

AGENDA ITEM #11:

Investments.

Meeting of the
OKLAHOMA STATE REGENTS FOR HIGHER EDUCATION
October 25, 2018

AGENDA ITEM #12:

Commendations.

SUBJECT: Recognition of State Regents' staff for service and recognitions on state and national projects.

RECOMMENDATION:

It is recommended that the State Regents accept this report and commend staff for state and national recognitions.

RECOGNITIONS:

State Regents' staff received the following state and national recognitions:

- **Chancellor Glen D. Johnson** provided remarks at building dedication and ribbon cutting for Northern Oklahoma College's Stillwater Classroom Building in Stillwater; taped welcoming remarks for Concurrent Enrollment Conference held at the University of Central Oklahoma (UCO) in Edmond; provided welcoming remarks and introduced luncheon keynote speaker at 2018 Legal Issues in Higher Education Conference at the University of Oklahoma in Norman; provided welcoming remarks for State Regents' 11th Annual Reading Conference at the Presbyterian Health Foundation Conference Center in Oklahoma City; provided remarks and presented 2018 Higher Education Distinguished Service Award to Senator Tom Dugger and Senator Eddie Fields at Oklahoma State University in Stillwater; provided remarks and presented 2018 Higher Education Distinguished Service Award to Senator Kim David at Northeastern State University in Tahlequah; provided remarks and presented Spotlight Award via videoconference for the 9th Annual Promoting Undergraduate Research Conference held at the University of Central Oklahoma (UCO) in Edmond; provided remarks and introduced luncheon keynote speaker for Student Leadership Retreat at Southwestern Oklahoma State University (SWOSU) in Weatherford; provided remarks to Student Advisory Board at the State Regents' office in Oklahoma City; provided remarks at NextGen Under 30 Day at the Capitol at the State Capitol in Oklahoma City; provided remarks to Council of Retired Presidents at their meeting in Oklahoma City.
- The Student Preparation Team, **Lisa Nelson**, director, and **Annette Long**, coordinator, held their annual fall outreach workshops at nine locations throughout the state during the month of September. Others sharing resources from the State Regents relating to student and family college readiness were: **Theresa Shaklee**, OKcollegestart student portal coordinator, OCAP; **Jordan Evans**, outreach specialist, OCAP; **Sheniqia Haynes**, outreach specialist, OCAP; **Letha Huddleston**, outreach services specialist III, OCAP; and **Dr. Rachel Bates**, associate vice Chancellor for Educational Partnerships, who joined the Student Preparation Team at the OKC and Tulsa workshops to discuss math pathways. Administrators, Indian Education coordinators and counselors were invited to these workshops which were held in Oklahoma City, Goodwell,

Burns Flat, Enid, Hugo, Ada, Lawton, Afton, and Broken Arrow. There were a total of 578 attendees.

- In October 2018, the Oklahoma State Regents for Higher Education hosted the Regents Education Program's Annual Conference. At the 11-hour event the following Regents and Staff participated in the event. **Regent Jay Helm; Chancellor Glen D. Johnson; Kylie Smith**, vice chancellor for Administration; **Tony Hutchison**, vice chancellor for Strategic Planning and Analysis and Workforce and Economic Development; **Amanda Paliotta**, vice chancellor for Budget and Finance; **Dr. Debbie Blanke**, vice chancellor for Academic Affairs and Student Affairs; **Regent Andy Lester; Angela Caddell**, associate vice chancellor for Communications; **LeeAnna McNally**, vice chancellor for Governmental Relations; **Robert Nordmark**, chief technology officer, OneNet; **Bryce Fair**, associate vice chancellor for Scholarships and Grants; **Melissa Neal**, executive director, Oklahoma College Assistance Program; **John Morrow**, Oklahoma GEAR UP project director.

Meeting of the
OKLAHOMA STATE REGENTS FOR HIGHER EDUCATION
October 25, 2018

AGENDA ITEM #13:

Executive Session.

SUBJECT: Possible discussion and vote to enter into executive session pursuant to Title 25, Oklahoma Statutes, Section 307(B)(4) for confidential communications between the board and its attorneys concerning a pending investigation, claim, or action if the board, with advice of its attorney, determines that disclosure will seriously impair the ability of the board to process the claim or conduct a pending investigation, litigation, or proceeding in the public interest.

Meeting of the
OKLAHOMA STATE REGENTS FOR HIGHER EDUCATION
October 25, 2018

AGENDA ITEM #14-a (1):

Programs.

SUBJECT: Approval of institutional requests for program modifications.

RECOMMENDATION:

It is recommended that the State Regents approve modifications to existing programs, as described below.

BACKGROUND:

Oklahoma State University (OSU)
5 degree program requirement changes
1 degree program option deletion
3 degree program option additions

Southeastern Oklahoma State University (SEOSU)
1 degree program requirement change
3 degree program option additions
2 degree program option deletions

Southwestern Oklahoma State University (SWOSU)
1 degree program requirement change

POLICY ISSUES:

These actions are consistent with the Oklahoma State Regents for Higher Education's Academic Program Approval policy.

ANALYSIS:

OSU - Master of Science in Physics (162)

Degree program option deletion

- Delete Medical Physics option.
- The proposed deletion is due to an insufficient number of faculty to maintain the option.
- There are currently 3 students enrolled in the option.
- Students are either graduating, transferring to a different physics option, or have elected to transfer to another institution with a medical physics program.
- Three courses will be deleted.
- Total credit hours for the degree will not change.
- No funds are requested from the State Regents.

OSU - Doctor of Philosophy in Educational Leadership and Policy Studies (461)

Degree program requirement changes

- For the Higher Education option:
 - Remove HESA 6710.
 - Remove 9 credit hours of Cognates/Electives with a Thematic Focus.
 - Add 3 credit hours of HESA 6850 to be completed as part of the Independent Research/Dissertation component.
- The proposed changes are the result of a comparison of similar programs at other universities and a determination that the number of credit hours required to complete the program was a deterrent and a barrier to students.
- No new courses will be added and no courses will be deleted.
- Total credit hours for the degree will change from 72 to 63.
- No funds are requested from the State Regents.

OSU - Master of Science in Educational Leadership Studies (437)

Degree program requirement changes

- For the College Student Development option:
 - Remove HESA 5233, HESA 6220, HESA 5320, and REMS 5013.
 - Add HESA 6243 and HESA 6253.
 - Add HESA 5343/HESA 5653.
 - Change credit hours required for Elective Courses from 9 to 6.
- The proposed changes are the result of a comparison of similar programs at other universities and a determination that the number of credit hours required to complete the program was a deterrent and a barrier to students.
- One new course will be added and no courses will be deleted.
- Total credit hours for the degree will change from 42 to 36.
- No funds are requested from the State Regents.

OSU - Master of Science in Teaching, Learning, and Leadership (057)

Degree program requirement changes

- For the Special Education option:
 - Remove SPED 5683, SPED 5673, SPED 5743, SPED 5123, SPED 5623, SPED 5783, SPED 5883, and SPED 5993.
 - Add SPSY 6253 and SPED 6183.
 - Add SPSY 5873, SPSY 6313, SPSY 6313, and SPED 5000.
 - Change credit hours required for Area of Emphasis from 9-15 to 12-15.
 - Change credit hours required for Program Core from 12 to 9.
- The proposed changes increase rigor and align coursework to the Council for Exceptional Children standards and High Leverage practices.
- No new courses will be added and no courses will be deleted.
- Total credit hours for the degree will not change.
- No funds are requested from the State Regents.

OSU - Bachelor of Arts in Psychology (257)

Degree program option addition

- Add option Business Essentials.
- The proposed option will provide Psychology majors with an interest in Business a clear path for fulfilling some essential business courses they may need for future business-related careers or graduate studies.

- No new courses will be added and no courses will be deleted.
- Total credit hours for the degree will not change.
- No funds are requested from the State Regents.

OSU - Bachelor of Science in Psychology (176)

Degree program option additions

- Add options Pre-Occupational Therapy and Pre-Physical Therapy.
- The proposed option provides students who plan to attend Occupational Therapy (OT) or Physical Therapy (PT) school a clear path for fulfilling the pre-requisites for these programs.
- No new courses will be added and no courses will be deleted.
- Total credit hours for the degree will not change.
- No funds are requested from the State Regents.

OSU - Bachelor of Science in Career and Technology Education (196)

Degree program requirement changes

- For the Certification option:
 - Remove MKTG 4553.
 - Remove Marketing Education Emphasis and Technology Education Emphasis.
 - The proposed changes are the result of a low demand for teachers in these areas and no graduates in 8 years.
- For the Non-Certification option:
 - Remove Option 2.
 - Change credit hours required for CTED 4010 from 1-6 to 3 and for and CTED 4110 from 1-6 to 3.
 - Remove 15 credit hours of CTED 2000.
 - Add 24 credit hours of upper-division course work.
 - Remove SCFD 3223 and EDTC 4113.
 - Add CTED 4113 and CTED 4313.
 - The proposed changes will increase the clarity of the degree program for faculty, advisors, and students.
- No new courses will be added and no courses will be deleted.
- Total credit hours for the degree will not change.
- No funds are requested from the State Regents.

SEOSU - Master of Early Intervention and Child Development in Early Intervention and Child Development (116)

Degree program requirement changes, degree program option deletions, and degree program option additions

- Delete options Management and Leadership.
 - The proposed deletions are the result a curricular restructure to combine two options into one.
 - There are current 12 students enrolled.
 - Students will be advised into the new Administrative option.
- Add options General Emphasis, Native Populations, and Administrative.
 - The proposed options will provide courses to enhance students' knowledge of issues related to specific populations.
- For all options:
 - Remove NAL 5002, ENG 5983, CIS 4103, EICD 5263, EICD 5243, COUN 5133, NAL 5113, NAL 5153, and EICD 5971 from Core Courses and add EICD 5283, EICD 5353, COUN 5123, SPED 5073, SPED 5093, and SPED 5063.

-
- The proposed changes better align the curriculum to meet the program's objectives and meet the needs of early childhood educators in the field.
- Two new courses will be added and one course will be deleted.
- Total credit hours for the degree will not change.
- No funds are requested from the State Regents.

SWOSU - Associate of Applied Science in Medical Laboratory Technician (123)

Degree program requirement change

- Require students to demonstrate Phlebotomy Proficiency or complete ALHLT 1091.
- The proposed change better accommodates students entering the program with a certificate in Phlebotomy.
- No new courses will be added and no courses will be deleted.
- Total credit hour for the degree will change from 76 to 76-77.
- No funds are requested from the State Regents.

Meeting of the
OKLAHOMA STATE REGENTS FOR HIGHER EDUCATION
October 25, 2018

AGENDA ITEM #14-a (2):

Programs.

SUBJECT: Ratification of approved institutional requests to suspend academic degree programs.

RECOMMENDATION:

It is recommended that the State Regents ratify the approved institutional requests to suspend the existing academic degree programs, as described below.

BACKGROUND:

Southeastern Oklahoma State University (SEOSU) requested authorization to suspend the program listed below:

- Bachelor of Science in Organizational Leadership (775)

POLICY ISSUES:

Suspending a program is consistent with the Oklahoma State Regents for Higher Education's Academic Program Review policy. Institutions have three years to reinstate or delete suspended programs. Students may not be recruited or admitted into suspended programs. Additionally, suspended programs may not be listed in institutional catalogs.

ANALYSIS:

SEOSU requested authorization to suspend the Bachelor of Science in Organizational Leadership.

- SEOSU indicates the program has had limited productivity the past 10 years and that other programs, such as the Bachelor of Science in Liberal and Applied Studies (102) and "Choctaw U" have been a barrier to student recruitment into the program.
- This suspension is effective immediately.
- SEOSU will reinstate or delete the program by October 31, 2019.

Meeting of the
OKLAHOMA STATE REGENTS FOR HIGHER EDUCATION
October 25, 2018

AGENDA ITEM #14-a (3):

Programs.

SUBJECT: Approval of institutional requests for degree program inventory reconciliations.

RECOMMENDATION:

It is recommended that the State Regents approve the request for degree program inventory reconciliations as described below.

BACKGROUND:

The University of Oklahoma (OU) requested degree program modification changes for the Doctor of Philosophy in Adult and Higher Education (114), the Bachelor of Science in Education in Social Studies-General (208), and the Bachelor of Science in Education in World Language Education (083) to reconcile institutional practice with official degree program inventory.

POLICY ISSUES:

This action is consistent with the State Regents' Academic Program Approval policy.

ANALYSIS:

OU requested degree program modification changes for the Doctor of Philosophy in Adult and Higher Education (114), which were approved at the September 6, 2018 State Regents' meeting. The modification erroneously indicated to add ADAH 5023. The modification should have added EDAH 5023. This action will correct this error and reconcile institutional practice with official degree program inventory.

OU requested degree program modification changes for the Bachelor of Science in Education in Social Studies-General (208), which were approved at the September 6, 2018 State Regents' meeting. The modification erroneously added EDWL 4033 and EDWL 4023. These courses are not required for the Bachelor of Science in Education in Social Studies-General (208) program. This action will correct this error and reconcile institutional practice with official degree program inventory.

OU requested degree program modification changes for the Bachelor of Science in Education in World Language Education (083), which were approved at the September 6, 2018 State Regents' meeting. The modification omitted removing MLLL 4813 and LING 4023 and adding EDWL 4033 and EDWL 4023. This action will correct this error and reconcile institutional practice with official degree program inventory.

Meeting of the
OKLAHOMA STATE REGENTS FOR HIGHER EDUCATION
October 25, 2018

AGENDA ITEM #14-b:

Academic Nomenclature.

SUBJECT: Ratification of Seminole State College's institutional request to create an academic division.

RECOMMENDATION:

It is recommended that the State Regents ratify the approved academic nomenclature changes as described below.

BACKGROUND:

Seminole State College (SSC) requested authorization to create one academic division. SSC's governing board approved the request on June 21, 2018.

POLICY ISSUES:

This action is consistent with the State Regents' Approval of Changes in Academic Structure and Nomenclature policy.

ANALYSIS:

SSC requested approval to reorganize academic divisions. The reorganization plan establishes the Health Sciences division to better serve the health sciences and allied health programs. The plan also realigns academic programs offered within divisions. No programs were changed or deleted. No additional funding is requested from the State Regents for this change.

Authorization was granted by the Chancellor for the above request. State Regents' ratification is requested.

Meeting of the
OKLAHOMA STATE REGENTS FOR HIGHER EDUCATION
October 25, 2018

AGENDA ITEM #14-c:

Cooperative Agreements.

SUBJECT: Ratification of institutional requests regarding cooperative agreement programs from Rose State College with Eastern Oklahoma County Technology Center and Mid-Del Technology Center.

RECOMMENDATION:

It is recommended that the State Regents ratify Rose State College's request to add or modify cooperative agreement programs, as described below.

BACKGROUND:

In 1988, the State Regents approved the Cooperative Alliances Between Higher Education Institutions and Technology Centers policy. The policy was designed to expand Oklahomans' educational opportunities and to encourage colleges and technology centers to develop resource-sharing partnerships. The policy guides the creation of cooperative agreements between Oklahoma's colleges and technology centers for associate in applied science degrees.

At the February 12, 2009 meeting, the State Regents adopted revisions to the policy including the title of the policy; outlined the rationale behind the formation of Cooperative Alliances; and added definitions pertinent to the policy and requirements for cooperative agreement programs (CAP) regarding curriculum, quality assurance, criteria for admission, student support services, marketing and outreach, institutional reporting, and financial arrangements. There were also revisions to the reporting requirements for alliances.

In February 2013, State Regents' staff had meetings with the Higher Learning Commission (HLC) staff in Chicago which directed changes to CAPs to align with HLC criteria and assumed practices. At the January 29, 2015 meeting, the State Regents approved policy revisions to the Contractual Arrangements Between Higher Education Institutions and Other Entities, and the Credit for Prior Learning policies to ensure alignment with HLC standards. As a result of these accreditation and policy changes, institutions submitted requests to add, modify, suspend, or delete each CAP.

POLICY ISSUES:

This action is consistent with the State Regents' Academic Program Review, Contractual Arrangements Between Higher Education Institutions and Other Entities, and Credit for Prior Learning policies.

ANALYSIS:

Based on changes in career technology course work Rose State College (RSC) submitted requests to modify a CAP with one or more technology centers, as specified in Attachment A, to better align with the

Associate in Applied Science in Cyber Security/Digital Forensics (111) requirements. Approval was granted by the Chancellor. State Regents' ratification is requested.

**CAP Additions/Modifications
Attachment A**

Institution	Program Code	Program Name	Career Technology Center	Contract Hours	PLA Hours
RSC	111	Associate in Applied Science in Cyber Security/Digital Forensics	Eastern Oklahoma County Technology Center	15	
RSC	111	Associate in Applied Science in Cyber Security/Digital Forensics	Mid Del Technology Center	15	

Meeting of the
OKLAHOMA STATE REGENTS FOR HIGHER EDUCATION
October 25, 2018

AGENDA ITEM #14-d:

State Authorization Reciprocity Agreement.

SUBJECT: Ratification of institutional requests to renew of participation in the State Authorization Reciprocity Agreement.

RECOMMENDATION:

It is recommended that the State Regents ratify institutional requests for annual renewal of participation in the State Authorization Reciprocity Agreement.

BACKGROUND:

On May 29, 2015, the State Regents approved Oklahoma’s participation in the State Authorization Reciprocity Agreement (SARA). Additionally, on June 29, 2015, the Southern Regional Education Board approved Oklahoma as a SARA State.

As the state portal agency, the State Regents are responsible for the initial approval and ongoing oversight of SARA activities which are performed by Oklahoma public and private institutions. Based on the extended time periods between State Regents’ meetings during certain points of the year, relying on State Regents’ approval to permit eligible institutions to participate in SARA would delay the timeframe in which institutional participation in SARA is approved or renewed. Therefore, on September 3, 2015, the State Regents approved a revision to the Administrative Operations policy that delegates authority to the Chancellor to approve eligible institutions to participate in SARA, pending State Regents’ ratification.

POLICY ISSUES:

Section 3.16.9 in the Oklahoma State Regents for Higher Education’s Distance Education and Traditional Off-Campus Courses and Programs policy states the eligibility requirements for SARA as follows:

“To be eligible for SARA participation, a public or private institution shall have its principal campus or central administrative unit domiciled in Oklahoma and be a degree-granting institution that is accredited by an agency recognized by the USDE. Additionally, a private institution shall have the minimum requisite USDE issued financial responsibility index score, on the most recent year’s review, to participate in the SARA. Private institutions which do not attain the required requisite financial responsibility score on the most recent year’s financial review, but receive a score within the range which NC- SARA permits states to grant provisional acceptance, may seek conditional approval.”

STAFF ANALYSIS:

Prior to October 25, 2018, State Regents’ staff received SARA renewal applications from the following institutions:

- University of Oklahoma;
- Northwestern Oklahoma State University;
- East Central University;
- Southwestern Oklahoma State University;
- Oklahoma Panhandle State University;
- Tulsa Community College;
- Murray State College;
- Eastern Oklahoma State College;
- Oklahoma City Community College;
- Redlands Community College; and
- Northeastern Oklahoma A&M College.

As a result of meeting the SARA eligibility requirements, these institutions were approved by the Chancellor for annual renewal of their participation in SARA. State Regents' ratification is requested.

Meeting of the
OKLAHOMA STATE REGENTS FOR HIGHER EDUCATION
October 25, 2018

AGENDA ITEM #14-e:

Agency Operations.

SUBJECT: Ratification of purchases in excess of \$25,000 for FY2018.

RECOMMENDATION:

It is recommended that the State Regents ratify purchases in amounts in excess of \$25,000 but not in excess of \$100,000 between August 4, 2018 and September 24, 2018.

BACKGROUND:

Agency purchases are presented for State Regents' action. They relate to previous board action and the approved agency budgets.

POLICY ISSUES:

The recommended action is consistent with the State Regents' purchasing policy which provides for the Budget Committee's review of purchases in excess of \$25,000.

ANALYSIS:

For the time period between August 4, 2018 and September 24, 2018, there are 10 purchases in excess of \$25,000 but not in excess of \$100,000.

Core

- 1) Office of Management and Enterprise Services in the amount of \$37,776.00 for the FY19 annual transaction processing fees in the PeopleSoft system. (Funded From 210-Core).

OCAP

- 2) Staplegun Design Incorporated in the amount of \$40,000.00 for a digital advertising plan to promote the timely completion of the Federal Application Federal Student Aid (FAFSA) application. Target audiences for the campaign are Oklahoma students in the 12th grade, their parents and other adults with influence. (Funded from 701-OCAP).

OneNet

- 3) MSC Technologies Incorporated in the amount of \$49,565.00 for uninterruptable power supply (UPS) battery replacement for RP3 Data Center. The American Power Conversion recommends these batteries be replaced every 5 years. These UPS batteries have been in service for 5 years and should be replaced to provide the reliability and runtime we require for our Data Center. The costs for this project will be recovered through OneNet user fees. (Funded from 718-OneNet).
- 4) The Gooden Group in the amount of \$48,200.00 for public relation services and consultation to develop strategies to capitalize on building brand awareness and new business opportunities. The costs for these services will be recovered through OneNet user fees. (Funded from 718-OneNet).

- 5) Dobson Technologies Transport and Telecom Solutions in the amount of \$42,469.95 for fiber construction to new Community Anchor Institution (CAI). The cost of this project will be recovered through OneNet customer user fees. (Funded From 718-OneNet).
- 6) Software House International in the amount of \$66,000.00 for security applications to support cyber-monitoring of internet traffic. The costs for these services will be recovered through OneNet user fees. (Funded From 718-OneNet).
- 7) Presidio Holding Incorporated in the amount of \$80,491.60 for Cisco routers to support fiber builds to libraries and schools for the E-rate season. The costs for these services will be recovered through OneNet user fees. (Funded From 718-OneNet).
- 8) Dobson Technologies Transport and Telecom Solutions in the amount of \$82,316.80 for the construction of a fault tolerant route to enter Southeastern Oklahoma State University located at 1405 N 4th Avenue in Durant, Oklahoma. The costs for this project will be recovered through OneNet customer user fees. (Funded from 718-OneNet).
- 9) CDW LLC in the amount of \$68,123.95 to provide storage enclosures and high capacity hard drives for approximately 800 terabytes (TB) of storage for archival purposes. The costs for these services will be recovered through OneNet customer user fees. (Funded From 718-OneNet).

GEAR UP

- 10) Quantum Learning Network in the amount of \$46,500.00 to provide workshops focused on leadership development for the superintendents of the 2017 GEAR UP Grant schools. Workshop training will include the modeling of strategies, theory and research behind best practices, participant rehearsal strategies/coaching, and feedback. Quantum Learning is a partner in the Phase IV GEAR UP grant. (Funded From 730-GEAR UP).

Meeting of the
OKLAHOMA STATE REGENTS FOR HIGHER EDUCATION
October 25, 2018

AGENDA ITEM #15-a:

Programs.

SUBJECT: Current Status Report on Program Requests.

RECOMMENDATION:

This item is for information only.

BACKGROUND:

The Status Report on Program Requests tracks the status of all program requests received since July 1, 2018 as well as requests pending from the previous year.

POLICY ISSUES:

This report lists requests regarding degree programs as required by the Oklahoma State Regents for Higher Education's Academic Program Approval policy.

ANALYSIS:

The Status Report on Program Requests lists all program requests received by the State Regents and program actions taken by the State Regents within the current academic year (2018-2019).

The current status report contains the Current Degree Program Inventory and the following schedules:

1. Letters of Intent
2. Degree Program Requests Under Review
3. Electronic Delivery for Existing Program Requests Under Review
4. Approved New Program Requests
5. Approved Electronic Media Requests
6. Requested Degree Program Deletions
7. Approved Degree Program Deletions
8. Requested Degree Program Name Changes
9. Approved Degree Program Name Changes
10. Requested Degree Designation Changes
11. Approved Degree Designation Changes
12. Cooperative Agreements
13. Suspended Programs
14. Reinstated Programs
15. Inventory Reconciliations
16. Net Reduction Table

Supplement available upon request.

Meeting of the
OKLAHOMA STATE REGENTS FOR HIGHER EDUCATION
October 25, 2018

AGENDA ITEM #15-b (1):

Annual Reports.

SUBJECT: Acceptance of the Policy Exception Quarterly Report.

RECOMMENDATION:

This item is for information only.

BACKGROUND:

At the May 1994 meeting, the State Regents delegated authority to the Chancellor to approve minor exceptions and clarifications to Oklahoma State Regents for Higher Education (OSRHE) policies that will not result in a broad circumvention of policy. All exceptions are requested by the president and supported by extenuating circumstances and are to be reported quarterly to the State Regents. This is the 70th report of exceptions to academic policy granted by the Chancellor.

POLICY ISSUES:

Seven exceptions to OSRHE academic policies was granted by the Chancellor since the June 28, 2018 report.

ANALYSIS:

Southwestern Oklahoma State University (SWOSU)

An exception was granted to the OSRHE Undergraduate Degree Requirements policy, which states a minimum of 40 hours of upper-division coursework shall be applied toward the baccalaureate degree, excluding physical education activity coursework. This exception allowed SWOSU to waive ten hours of this requirement for a student so she could complete her baccalaureate degree and be certified as a graduate. This policy exception was based on the facts that the student had completed a total of 163 credit hours, had met all other undergraduate degree requirements, was about to lose her financial aid eligibility, and the recommendation of the president.

An exception was granted to the OSRHE Undergraduate Degree Requirements policy, which states a minimum of 30 hours of resident credit applied toward the baccalaureate degree shall be taken at the awarding institution, exclusive of correspondence work. This exception allowed SWOSU to waive six hours of this requirement so that a student could be certified as a Summer 2018 graduate. This policy exception was based on a nursing program credit hour configuration change which was implemented while this student was pursuing her degree and the recommendation of the president.

Oklahoma State University Institute of Technology (OSUIT)

An exception was granted to the OSRHE Undergraduate Degree Requirements policy, which states that the standards of education for completion of the associate degree in programs of technical-occupational education will include at least six (6) credit hours in U.S. History and U.S. Government. This exception allowed OSUIT to waive this requirement so a student could complete his degree and be certified as a graduate. This policy exception was based on the facts that the student had completed a Bachelor of Science in Mechanical Engineering from Arizona State University, satisfied the general education requirements for the bachelor's degree earned, met all other undergraduate degree requirements, and the recommendation of the president.

Meeting of the
OKLAHOMA STATE REGENTS FOR HIGHER EDUCATION
October 25, 2018

AGENDA ITEM #15-b (2):

Annual Reports.

SUBJECT: Acceptance of the Preparing for College mass mailing report.

RECOMMENDATION:

This item is for information only.

BACKGROUND:

In 1997, the Citizens' Commission on the Future of Oklahoma Higher Education recommended that the State Regents expand efforts to explain the services Oklahoma higher education offers to Oklahoma and Oklahomans and the benefits the state and its citizens receive from those services.

Additionally, in January 1999 the Oklahoma State Regents for Higher Education announced an aggressive plan to increase the proportion of Oklahomans holding a bachelor's degree from 20 to 28 percent by 2010 and the proportion of associate degree holders from 5 to 10 percent. Called Brain Gain, the plan was designed to move Oklahoma from the bottom to the top one-third of all states for its educational and economic performance. The State Regents are seeking to add more college degree holders to the state's population by focusing on three areas – increasing the proportion of Oklahomans who earn a college degree, keeping more Oklahoma graduates in the state and attracting college degree holders from outside the state.

Most recently, the State Regents identified degree and certificate completion as their top priority with the September 2011 launch of Complete College America (CCA). Oklahoma has been named the national model for CCA, with a plan focused on promoting college readiness, transforming remediation, strengthening pathways to certificates and degrees, expanding adult degree completion efforts, and rewarding performance and completion. Oklahoma's CCA goal is to increase the number of degrees and certificates earned each year in our state by 67 percent by 2023.

For the 26th consecutive year, the State Regents, in a joint effort with the Oklahoma College Assistance Program (OCAP), undertook a mass mailing of publications designed to help 8th-12th grade students better prepare for college. The materials include information that has been specifically requested by 8th-12th grade counselors.

POLICY ISSUES:

This initiative is consistent with recommendations made by the Citizens' Commission on the Future of Oklahoma Higher Education in October 1997 to better publicize higher education services and benefits, and supports the strategic goals set forth in the State Regents' CCA degree and certificate completion initiative.

ANALYSIS:

The 2018 mailing was outsourced to Presort First Class, an Oklahoma City mailing service vendor awarded the statewide contract for mailing services (SW0095).

The following publications were distributed to head counselors at Oklahoma junior high and high schools in September 2018.

Do You Have a Plan for College? Oklahoma's Official Guide to Preparing for College (8th-through 10th-grade students)

Do You Have a Plan for College? Oklahoma's Official Guide to Preparing for College (High School Juniors and Seniors)

Approximately 240,000 brochures about preparing for college were distributed to head counselors at Oklahoma public schools for distribution to each 8th-12th grade student in their schools. In addition, brochures were sent to counselors at private schools accredited by the State Department of Education through Oklahoma Private School Accreditation Commission-recognized associations. This is the 16th year that separate, grade-specific brochures were produced. More than 150,000 brochures focusing on early academic and financial planning for college were distributed to 8th-10th grades, and more than 89,500 brochures focusing on academic requirements and financial aid were sent to 11th-12th grades. The brochures will also be sent upon request to statewide home school organizations, libraries, educational organizations such as TRiO, Job Corps locations, and tribal and faith-based organizations. Online versions of both brochures are also available on the State Regents' and OCAP websites.

The brochures are designed to inform students about the courses they must take in high school to be admitted to an Oklahoma state college or university. They also detail admission standards, placement scores and financial aid information. In addition, they encourage students to call the State Regents' toll-free Student Information hotline or visit the OKcollegestart.org website for more information. The brochures also feature a map of Oklahoma public colleges and universities with phone numbers and website addresses, as well as estimated college costs, salary expectation comparisons for various jobs, financial planning information and tips for selecting the institution that best fits their needs.

Counselors' Resource Book: Oklahoma's Colleges and Universities

Counselors were also provided a link to a digital version of the Counselors' Resource Book, which offers extensive information about planning and paying for college. Available exclusively on the State Regents' website, the publication is formatted so that counselors can print and three-hole punch the document for placement in a binder, so the information can be easily duplicated. Students, parents and others are also able to access the publication on the State Regents' website.

The resource book provides a profile of each college and university in Oklahoma and includes information about preparing for college, concurrent enrollment, course transfer, college costs and financial aid. In addition, it publicizes the State Regents' toll-free Student Information hotline and the OKcollegestart.org website. The resource book is produced in coordination with the Communicators Council. This is the 23rd year the resource book has been produced.

Supplement

Meeting of the
OKLAHOMA STATE REGENTS FOR HIGHER EDUCATION
October 25, 2018

AGENDA ITEM #15-b (3):

Annual Reports.

SUBJECT: Acceptance of the Fall 2018 Preliminary Enrollment Report.

RECOMMENDATION:

This item is for information only.

BACKGROUND:

Since 1941, enrollment data have been collected and reported by the State Regents for Oklahoma higher education institutions. Beginning in 1981, the Unitized Data System (UDS) was used to collect enrollment and other data at the end of each semester and to report unduplicated official enrollments. The original enrollment survey continues to collect preliminary enrollment that can be reported near the beginning of each semester.

POLICY ISSUES:

This activity is consistent with the State Regents' reporting responsibilities.

FINDINGS:

- The headcount enrollment at Oklahoma public colleges and universities decreased by 1.8 percent from 176,299 in fall 2017 to 173,039 in fall 2018. Research universities decreased 1.0 percent from 58,111 to 57,550; liberal arts universities decreased 3.3 percent from 883 to 854; regional universities decreased 1.6 percent from 50,710 to 49,889 and community colleges decreased 2.8 percent from 66,595 to 64,746 (Table 1).
- The headcount enrollment at private institutions decreased 5.2 percent from 23,285 in fall 2017 to 22,084 in fall 2018 (Table 1).
- The semester FTE enrollment at public institutions decreased 2.0 percent from 131,297 in fall 2017 to 128,714 in fall 2018 (Table 2).
- The semester FTE enrollment at private institutions decreased 5.3 percent from 20,142 in fall 2017 to 19,081 in fall 2018 (Table 2).
- The number of first-time entering students decreased 0.1 percent from 30,574 in fall 2017 to 30,536 in fall 2018 at Oklahoma public institutions. The research universities decreased 1.6 percent from 8,693, to 8,550. The liberal arts universities increased 4.4 percent from 205 to 214. Public regional universities decreased 1.0 percent from 7,529 to 7,451. The community colleges increased 1.2 percent from 14,147 in fall 2017 to 14,321 in fall 2018 (Table 3).

- The number of first-time entering decreased 6.8 percent from 4,026 to 3,751 at the private institutions (Table 3).
- Concurrent headcount enrollment at Oklahoma public institutions increased 1.4 percent from 10,422 in fall 2017 to 10,569 in fall 2018 (Table 4).
- The number of concurrent semester credit hours increased 2.4 percent from 53,925 in fall 2017 to 55,235 in fall 2018. The average number of credit hours **per** student was up slightly from 5.17 in 2017 to 5.23 in 2018. (Table 4).


The full report is provided as a supplement to the agenda.

OKLAHOMA STATE REGENTS FOR HIGHER EDUCATION

655 Research Parkway, Oklahoma City

MINUTES

Seven Hundred Ninety-Second Meeting



September 6, 2018

OKLAHOMA STATE REGENTS FOR HIGHER EDUCATION
655 Research Parkway, Oklahoma City, Oklahoma

Minutes of the Seven Hundred Ninety-Second Meeting
September 6, 2018

CONTENTS

	Page
Announcement of filing of meeting and posting of the agenda	19715
Call to order	19715
Minutes of the Previous Meeting	19715
Report of the Chairman	19715
Report of the Chancellor	19715
Students	19716
New Programs	19716
Program Deletions	19717
Academic Plans	19718
Degree Completion Plans	19718
Policy Exception	19718
Policy	19718
State Authorization	19718
Grants	19718
Academic Scholars Program	19718
Regional University Baccalaureate Scholarship Program	19719
Oklahoma's Promise	19719
E&G Budget	19719
Master Lease Program	19719
Contracts and Purchases	19720
Investments	19720
Concurrent Student Enrollment Report	19721
State Regents Meetings	19721
Commendations	19721
Executive Session	19721
Consent Docket	19721
Reports	19722
Report of the Committees	19723
New Business	19723
Announcement of Next Regular Meeting	19723
Adjournment	19723

OKLAHOMA STATE REGENTS FOR HIGHER EDUCATION
Research Park, Oklahoma City

**Minutes of the Seven Hundred Ninety-Second Meeting
of the
Oklahoma State Regents for Higher Education
September 6, 2018**

1. **ANNOUNCEMENT OF FILING OF MEETING NOTICE AND POSTING OF THE AGENDA IN ACCORDANCE WITH THE OPEN MEETING ACT.** The Oklahoma State Regents for Higher Education held their regular meeting at 9:19 a.m. on Thursday, September 6, 2018, in the State Regents' Conference Room at the State Regents' offices in Oklahoma City, Oklahoma. Notice of the meeting had been filed with the Secretary of State on August 29, 2018 and amended on August 29, 2018. A copy of the agenda for the meeting had been posted in accordance with the Open Meeting Act.
2. **CALL TO ORDER.** Chairman Jay Helm called the meeting to order and presided. Present for the meeting were State Regents Toney Stricklin, Jody Parker, Ann Holloway, Andy Lester, Jeff Hickman, Michael C. Turpen and John Massey. Regent White was absent.
3. **MINUTES OF THE PREVIOUS MEETINGS.** Regent Lester made a motion, seconded by Regent Parker, to approve the minutes of the State Regents' regular meeting on June 28, 2018. Voting for the motion were Regents Parker, Holloway, Lester, Hickman, Turpen, Massey, and Stricklin. Voting against the motion were none.
4. **REPORT OF THE CHAIRMAN.** Chairman Helm stated that he was very impressed with the Oklahoma's Promise report from the Southern Regional Education Board (SREB) that was presented at the Committee-of-the-Whole meeting on September 5, 2018. The report stated that 80,000 students have been awarded a scholarship since the program began and 88.5 percent of the graduates are still in Oklahoma being productive citizens.

5. **REPORT OF THE CHANCELLOR.** Chancellor Glen D. Johnson provided Regents with a summary of engagements that he attended on behalf of the State Regents and he also distributed an article from *The Oklahoman* focusing on the SREB report.

6. **STUDENTS.**

a. Ms. Kelli Dollarhide, a student at Northern Oklahoma College (NOC), spoke about her higher education experience. Ms. Dollarhide began by stating that she is from Lamont, Oklahoma and is a wife and a mother of two children. She started college at the age of 29 and NOC gave her a second chance full of opportunities. She is majoring in Accounting with plans to become a Certified Public Accountant, she is also a Business Department tutor, on the President and Vice-President's Honor Roll, and says that her experience at NOC has been truly life-changing.

b. Ms. Belinda Graham, a Reach Higher graduate from Southwestern Oklahoma State University (SWOSU), spoke about her higher education experience. Ms. Graham began by stating that she grew up with a drug-addicted mother and did not have many opportunities in life. She attended SWOSU as a Reach Higher student and watched her world get bigger. She stated that the Reach Higher program support at SWOSU was phenomenal and she thanked the State Regents for their huge impact in her life. She finished by stating that shortly after her graduation, her mother passed away from cancer but she watched her break the cycle of poverty and is thankful for the opportunities higher education has afforded her.

7. **NEW PROGRAMS.**

a. Regent Massey made a motion, seconded by Regent Parker, to approve the request from Oklahoma State University to offer the Bachelor of Science in Human Sciences in Early Child Care and Development, the Graduate Certificate in Program Evaluation, and the Graduate Certificate in Workforce and Adult Education. Voting for the motion were Regents Holloway, Lester, Hickman, Turpen, Massey, Stricklin and Parker. Voting

against the motion were none.

- b. Regent Parker made a motion, seconded by Regent Lester, to approve the request from Oklahoma State University Center for Health Sciences to offer the Graduate Certificate in Medical Sciences. Voting for the motion were Regents Lester, Hickman, Turpen, Massey, Stricklin, Parker and Holloway. Voting against the motion were none.
 - c. Regent Lester made a motion, seconded by Regent Parker, to approve the request from the University of Oklahoma to offer the Master of Science in Finance, the Executive Master of Business Administration in Energy, and the Bachelor of Arts in Health, Medicine, and Society; and approval to offer the Bachelor of Public Health in Public Health in collaboration with the University of Oklahoma Health Sciences Center. Voting for the motion were Regents Hickman, Turpen, Massey, Stricklin, Parker, Holloway and Lester. Voting against the motion were none.
 - d. Regent Lester made a motion, seconded by Regent Parker, to approve the request from the University of Oklahoma College of Law to offer the Graduate Certificate in International Law. Voting for the motion were Regents Turpen, Massey, Stricklin, Parker, Holloway, Lester and Hickman. Voting against the motion were none.
 - e. Regent Parker made a motion, seconded by Regent Stricklin, to approve the request from Rose State College to offer the Certificate in Administrative Office Professional and the Certificate in Cyber Security. Voting for the motion were Regents Massey, Stricklin, Parker, Holloway, Lester, Hickman and Turpen. Voting against the motion were none.
- 8. PROGRAM DELETIONS.** Regent Hickman made a motion, seconded by Regent Stricklin, to approve the following request for program deletions:
- a. Southeastern Oklahoma State University requested to delete the Master of Education in Mathematics.
 - b. Oklahoma City Community College requested to delete the Certificate in General Office Support and the Certificate in Insurance.

- c. Redlands Community College requested to delete the Certificate in Viticulture/Enology. Voting for the motion were Regents Stricklin, Parker, Holloway, Lester, Hickman, Turpen and Massey. Voting against the motion were none.
9. **ACADEMIC PLANS.** Regent Hickman made a motion, seconded by Regent Lester to accept the 2018-2019 institutional academic plans. Voting for the motion were Regents Parker, Holloway, Lester, Hickman, Turpen, Massey and Stricklin. Voting against the motion were none.
10. **DEGREE COMPLETION PLANS.** Regent Hickman made a motion, seconded by Regent Lester to accept the 2018-2019 institutional degree completion plans. Voting for the motion were Regents Holloway, Lester, Hickman, Turpen, Massey, Stricklin and Parker. Voting against the motion were none.
11. **POLICY EXCEPTION.** Regent Hickman made a motion, seconded by Regent Stricklin, to approve a policy exception for Oklahoma State University – Oklahoma City to admit Dove Science Academy students into the statewide Reach Higher degree completion program. Voting for the motion were Regents Lester, Hickman, Turpen, Massey, Stricklin, Parker and Holloway. Voting against the motion were none.
12. **POLICY.** The State Regents reviewed proposed policy revisions to the *Teacher Education* policy. This item was for posting only.
13. **STATE AUTHORIZATION.** Regent Hickman made a motion, seconded by Regent Lester, to authorize an out-of-state public institution and a private institution operating in Oklahoma. Voting for the motion were Regents Hickman, Turpen, Massey, Stricklin, Parker, Holloway and Lester. Voting against the motion were none.
14. **GRANTS.** Regent Hickman made a motion, seconded by Regent Lester, to approve the allocation of the Oklahoma Teacher Connection budget to fund Pre-Collegiate and Collegiate Grant Programs. Voting for the motion were Regents Turpen, Massey, Stricklin, Parker, Holloway, Lester and Hickman. Voting against the motion were none.

- 15. ACADEMIC SCHOLARS PROGRAM.** Regent Hickman made a motion, seconded by Regent Massey, to authorize the Fall 2019 institutional nominees for the Academic Scholars Program. Voting for the motion were Regents Massey, Stricklin, Parker, Holloway, Lester, Hickman, and Turpen. Voting against the motion were none.
- 16. REGIONAL UNIVERSITY BACCALAUREATE SCHOLARSHIP PROGRAM.** Regent Hickman made a motion, seconded by Regent Lester to approve the 2019-2020 freshmen scholarship slots for the Regional University Baccalaureate Scholarship Program. Voting for the motion were Regents Stricklin, Parker, Holloway, Lester, Hickman, Turpen and Massey. Voting against the motion were none.
- 17. OKLAHOMA'S PROMISE.**
- a. The State Regents reviewed proposed rule revisions for the Oklahoma's Promise program. This item was for posting only.
 - b. Regent Hickman made a motion, seconded by Regent Lester, to accept the Oklahoma's Promise Program Performance Review by the Southern Regional Education Board. Voting for the motion were Regents Parker, Holloway, Lester, Hickman, Turpen, Massey and Stricklin. Voting against the motion were none.
- 18. E&G BUDGET.**
- a. Regent Holloway made a motion, seconded by Regent Stricklin, to approve the allocation of \$927,431.43 to the Oklahoma State University Center for Health Sciences and the University of Oklahoma Health Sciences Center from revenue collected from the taxes placed on the sale of cigarettes and tobacco products. Voting for the motion were Regents Holloway, Lester, Hickman, Turpen, Massey, Stricklin and Parker. Voting against the motion were none.
 - b. Regent Holloway made a motion, seconded by Regent Stricklin, to approve the fifth and final year of a five-year grant to the Oklahoma Historical Society for the Higher

Education Archives Project. Voting for the motion were Regents Lester, Hickman, Turpen, Massey, Stricklin, Parker and Holloway. Voting against the motion were none.

19. MASTER LEASE PROGRAM. Regent Holloway made a motion, seconded by Regent Stricklin, to approve the listing of projects for submission to the Council of Bond Oversight of the 2018A Master lease Equipment Projects. Voting for the motion were Regents Hickman, Turpen, Massey, Stricklin, Parker, Holloway and Lester. Voting against the motion were none.

20. CONTRACTS AND PURCHASES. Regent Holloway made a motion, seconded by Regent Stricklin, to approve the following FY 2019 purchases in excess of \$100,000:

- (1) KPowernet LLC in the amount of \$150,276 for circuits to provide services to OneNet customers.
- (2) Zoom Video Communications in the amount of \$211,283.22 to provide OneNet the ability to utilize advanced video conference systems for distance learning and remote conferencing support throughout the state.
- (3) Vendor to be determined in the amount of \$900,000 for Juniper product upgrades to support increased customer demand.
- (4) Panhandle Telephone Cooperative Incorporated in the amount of \$128,000 for circuits to provide services to current OneNet customers.

Voting for the motion were Regents Turpen, Massey, Stricklin, Parker, Holloway, Lester and Hickman. Voting against the motion were none.

21. INVESTMENTS. Regent Parker made a motion, seconded by Regent Massey, to approve the following new investment managers:

- (1) Freeman Spogli Equity Partners VIII for \$7 million.
- (2) Maverick Capital for \$10 million.
- (3) Cider Mill Investments Offshore Fund for \$8.6 million.
- (4) Criterion Vista Offshore for \$6.2 million.
- (5) Lombard Odier 1798 UK Small Cap for \$6.2 million.

(6) Cevian Capital II, Limited for \$6.2 million.

Voting for the motion were Regents Massey, Stricklin, Parker, Holloway, Lester, Hickman and Turpen. Voting against the motion were none.

- 22. CONCURRENT STUDENT ENROLLMENT REPORT.** Regent Stricklin made a motion, seconded by Regent Lester, to accept the 2016-2017 Concurrent Student Enrollment Report. Voting for the motion were Regents Stricklin, Parker, Holloway, Lester, Hickman, Turpen and Massey. Voting against the motion were none. Mr. Tony Hutchison, Vice Chancellor for Strategic Planning and Analysis and Workforce and Economic Development, gave a brief overview of the report and began by stating that the number of concurrent students has doubled in the last ten years. Additionally, students who take concurrent courses have a 92 percent pass rate and a much higher persistence rate and retention rate than other students. Additionally, 39 percent of credit hours earned in Oklahoma are from concurrent students.
- 23. STATE REGENTS' MEETINGS.** Regent Lester made a motion, seconded by Regent Parker, to approve the 2018 schedule of regular meetings for filing with the Office of the Secretary of State. Voting for the motion were Regents Parker, Holloway, Lester, Hickman, Turpen, Massey and Stricklin. Voting against the motion were none
- 24. COMMENDATIONS.** Regent Parker made a motion, seconded by Regent Lester, to recognize State Regents' staff for their service and recognitions on state and national projects. Voting for the motion were Regents Holloway, Lester, Hickman, Turpen, Massey, Stricklin and Parker.
- 25. EXECUTIVE SESSION.** Mr. Robert Anthony, General Counsel for the Oklahoma State Regents for Higher Education, advised Regents that an executive session was not needed.
- 26. CONSENT DOCKET.** Regent Hickman made a motion, seconded by Regent Parker, to approve the following consent docket items:
- a. Programs.
 - (1) Approval of institutional requests for program modifications.

- (2) Ratification of institutional requests for program suspensions.
- b. Northeastern State University. Approval to offer the Bachelor of Science in Health Organizations Administration through online delivery.
- c. Cooperative Agreements. Western Oklahoma State College. Ratification of request to delete a cooperative agreement program.
- d. State Authorization Reciprocity Agreement. Ratification of institutional requests to renew participation in the State Authorization Reciprocity Agreement.
- e. Agency Operations.
 - (1) Ratification of purchases in excess of \$25,000 for FY2018.
 - (2) Approval of a new plan document for existing agency 403(b) retirement plan.
- f. Personnel. Ratification of the appointment of the Director of Human Resources, Director of Student Performance Data, and the Director of Workforce and Economic Development.
- g. Resolutions. Approval of resolutions honoring retiring staff.

Voting for the motion were Regents Lester, Hickman, Turpen, Massey, Stricklin, Parker and Holloway.

27. REPORTS. Regent Parker made a motion, seconded by Regent Lester, to accept the following reports:

- a. Programs. Current status report on program requests.
- b. Annual Reports.
 - (1) Annual Status Report on Program Requests.
 - (2) Teacher Education Program Admission Study.
 - (3) Tuition and Fees Rate Book, FY2019.
 - (4) Student Cost Survey, FY2019.
 - (5) Cash Reserve Report, FY2019.
 - (6) Faculty Salary Report, FY2018.

Voting for the motion were Regents Hickman, Turpen, Massey, Stricklin, Parker, Holloway and Lester.

28. REPORT OF THE COMMITTEES.

- a. Academic Affairs and Social Justice and Student Services Committees. The Academic Affairs and Social Justice and Student Services Committees had no additional items for Regents' action.
- b. Budget and Audit Committee. The Budget and Audit Committee had no additional items for Regents' action.
- c. Strategic Planning and Personnel and Technology Committee. The Strategic Planning and Personnel and Technology Committee had no additional items for Regents' action.
- d. Investment Committee. The Investment Committee had no additional items for Regents' action.

29. NEW BUSINESS. No new business was brought before the Board.

30. ANNOUNCEMENT OF NEXT REGULAR MEETING. Regent White announced that the next regular meetings are scheduled to be held on Wednesday, October 24, 2018 at 10:30 a.m. and Thursday, October 25, 2018 at 9:00 a.m. at the State Regents Office in Oklahoma City.

31. ADJOURNMENT. With no additional items to address, the meeting was adjourned.

ATTEST:

Jay Helm, Chairman

Ann Holloway, Secretary

OKLAHOMA STATE REGENTS FOR HIGHER EDUCATION
Research Park, Oklahoma City

MINUTES OF THE
COMMITTEE-OF-THE-WHOLE
Thursday, September 5, 2018

1. **ANNOUNCEMENT OF FILING OF MEETING NOTICE AND POSTING OF THE AGENDA IN ACCORDANCE WITH THE OPEN MEETING ACT.** The Committee-of-the-Whole met at 10:00 a.m. on Thursday, September 5, 2018, in the Regents Conference Room at the State Regents' offices in Oklahoma City, Oklahoma. Notice of the meeting was filed with the Secretary of State on October 12, 2017. A copy of the agenda had been posted as required by the Open Meeting Act.
2. **CALL TO ORDER.** Participating in the meeting were Regents Toney Stricklin, Ron White, Jay Helm, Jody Parker, Ann Holloway, Andy Lester, Michael C. Turpen, and John Massey. Regent Hickman was absent. Regent Helm called the meeting to order.
3. **MERCER HAMMOND.** Ms. Beth Johnson, Mr. Tim Westrich and Mr. Dave McMillan from Mercer were present to discuss the Oklahoma State Regents for Higher Education's (OSRHE) current investments and market environment. Mr. Westrich stated that for the one-year period ending in July, the endowment performance was up 7.4 percent and was driven by strong returns from U.S. equity and private equity.

Ms. Johnson finished by discussing the new investment manager recommendations below:

- a. Freeman Spogli Equity Partners VIII – \$7 million.
 - b. Maverick Capital – \$10 million.
 - c. Cider Mill Investments Offshore Fund - \$8.6 million.
 - d. Criterion Vista Offshore - \$6.2 million.
 - e. Lombard Odier 1798 UK Small Cap - \$6.2 million.
 - f. Cevian Capital II, Limited - \$6.2 million.
4. **DELETED ITEM.**
 5. **OKLAHOMA'S PROMISE UPDATE.** President Stephen Pruitt and Dr. Cheryl Blanco, Vice President for Postsecondary Education, Southern Regional Education Board (SREB) gave a brief overview of the SREB Oklahoma's Promise Program Performance Review. President Pruitt began by commending Oklahoma for inviting a third party to evaluate the Oklahoma's Promise program and is very happy to begin his tenure at SREB conducting this study.

Dr. Blanco gave a brief overview of the report and began by thanking Chancellor Glen D. Johnson and Mr. Bryce Fair, Associate Vice Chancellor for Scholarships and Grants, for their assistance with the review. She stated that SREB was charged with reviewing five areas: state and OSRHE degree-completion goals, program structure, program outcomes, program administration, and coordination with other financial aid. Dr. Blanco stated that while Oklahoma's Promise enrollment has declined, the percentage of students completing the program requirements has increased. Additionally, Oklahoma's Promise has had more than 80,000 recipients since the program began, and on all outcome measures, Oklahoma's Promise students outperform non-Oklahoma's Promise students, which is a strong indication that the program is doing what it was designed to do. Dr. Blanco went on to say that certain aspects of the program

structure and administration make it a unique program including: readiness for college-level courses, enrolling students in junior high when they start planning their college path, and allowing students to start college within three years of their high school graduation.

Dr. Blanco also reviewed the programs strengths and challenges, stating that the strengths include: students are completing program requirements in high school, students are outperforming non-Promise students on most measures, and the structure is rigorous and efficient. Challenges include: decreasing enrollments, public awareness of the program, and the cost of attendance.

Dr. Blanco finished by reviewing the final recommendations:

- Continue funding levels that support all eligible students;
- Clearly link program contributions to the educational attainment goal;
- Strengthen enrollment activities;
- Review and strengthen current marketing and administrative strategies;
- Research students not completing college degrees;
- Promote concurrent enrollment for Promise students; and
- Provide more specific information on types, amounts, and sources of financial aid that Promise students receive.

Chancellor Johnson thanked President Pruitt and Dr. Blanco for their work on the report and their presentation.

6. **ONENET UPDATE.** Mr. Von Royal, Executive Director of OneNet, gave a brief update on OneNet's operations and projects. Mr. Royal began by introducing the OneNet leadership team: Robert Nordmark, Chief Technology Officer; Sonja Wall, Director of OneNet and OCAN Services; April Goode, Director of OneNet Strategic Planning and Communications; Chris Kosciuk, Chief Information Security Officer; Brian Burkhart, Director of Network Systems; Ami Layman, Director of Administration; Randy Crosby, Director of Network Infrastructure; and Sky Pettett, Director of Network Services. Mr. Royal thanked the OneNet team for their hard work.

Mr. Royal stated that the five key OneNet initiatives are: operational efficiencies, public and private engagements, research and education network development, technology initiatives, and communications outreach. The mission of OneNet is to advance technology across the state and OneNet is committed to serving Oklahoma as the leading internet and network service. OneNet connects over 1,200 entities including K-12 districts, tribal agency sites, vocational technology centers, libraries, hospitals and government agency sites.

Mr. Royal stated that the major operational challenge facing OneNet is being a non-appropriated state agency and therefore relying on service fees, e-rate, research funding, and higher education reimbursement. The OneNet leadership team developed a strategic plan to become more efficient in delivering services while still offering a high quality product and, as a result, reduced the cost of annual circuit expenditures by eleven percent or \$1.2 million. Additionally, OneNet implemented Salesforce, a services relations management system that improves the speed and efficiency of OneNet's service repair process.

OneNet also has a number of other initiatives, including: 1) integrating virtual reality, distance learning, augmented reality and gamification to increase student engagement, creativity and comprehension; 2) using Zoom to expand access to digital education; 3) continuing the work of the Oklahoma Community Anchor Network to expand last-mile services to rural communities' 4)

working with tribal partners to better serve their citizens; and 5) continuing the #YouUseOneNet public awareness campaign to encourage users to share where they use OneNet.

7. **HIGHER EDUCATION DISTINGUISHED SERVICE AWARD.** The State Regents presented a distinguished service award to Senator Ervin Yen. Chancellor Johnson introduced Senator Yen and he gave a few brief remarks.
8. **EXECUTIVE SESSION.** Regent Parker made a motion, seconded by Regent Helm, to enter executive session for confidential communications between the board and its attorneys concerning pending investigations, claims, or actions. Voting for the motion were Regents White, Helm, Parker, Holloway, Lester, Turpen, Massey and Stricklin. Voting against the motion were none.

Following executive session discussions, Regents returned to open session.

9. **BUDGET REPORT AND REVENUE UPDATE.** Ms. Amanda Paliotta, Vice Chancellor for Budget and Finance, gave a brief budget report. She stated that the current fiscal year budget is very positive and on track; however, the July collections did come in a bit below estimates. Additionally, a \$370 million deposit was made into the state's Rainy Day Fund and work on the FY20 fiscal year has already begun. Regent Helm asked if there was any word of a mid-year failure and Vice Chancellor Paliotta stated that it is a very low chance.
10. **LEGISLATIVE UPDATE.** Ms. LeeAnna McNally, Vice Chancellor for Governmental Relations, gave a brief legislative report. She began by stating that Speaker Charles McCall approved 50 interim studies, and Vice Chancellor McNally is monitoring a few that could potentially impact revenue streams to higher education institutions. Additionally, she stated that the structure of the legislature will be very different next year, with 51 new members and several members will have 2 years or less experience.

11. TASK FORCE REPORTS.

- a. **Online Education Task Force.** Vice Chancellor for Academic Affairs Debbie Blanke stated that the Online Education Task Force will meet on September 6, 2018, and will discuss the academic consortium and the work of the Council of Online Learning Excellence.
- b. **State Regents' Function Change and Mission Expansion Subcommittee.** Chancellor Johnson stated that the first meeting of this subcommittee was held on August 22, 2018, and had very good participation. Most of the meeting was centered around background information, such as terms, a chronology of function change requests, the potential impact of institutional mergers on function change/mission expansion requests, and a review of the Task Force on the Future of Higher Education Report. The next meeting will be October 3, 2018.
- c. **State Regents Campus Safety and Security Task Force.** Associate Vice Chancellor Angela Caddell updated the Regents on the status of the Campus Safety and Security Task Force. She stated that the Campus Safety and Security Summit will be held on November 1, 2018, at the Reed Center in Midwest City. The Summit will cover topics such as cybersecurity, active shooter, earthquake preparedness, drill exercises, mental health services, and business continuity. Summit registration will open in September.

12. “BEST OF HIGHER EDUCATION” REPORT. Regents received the September 2018 update on institutional activities via e-mail.

13. CALENDAR OF EVENTS. Chancellor Johnson discussed several upcoming events:

- Wednesday, September 19, 2018 – 2018 Legal Issues in Higher Education Conference – 8:45 a.m. at the University of Oklahoma in Norman.
- Tuesday, October 9, 2018 – Regents Education Program Annual Conference – 8 a.m. at the PHF Conference Center in Oklahoma City.
- Wednesday, October 24, 2018 - State Regents Meeting – 10:30 a.m. at the State Regents Office in Oklahoma City.
- Wednesday, October 24, 2018 – State Regents Dinner – 6:00 p.m. – TBD.
- Thursday, October 25, 2018 – Higher Education Distinguished Service Award Reception and Presentation to Representative Kevin Wallace – 8:30 a.m. at the State Regents Office in Oklahoma City.
- Thursday, October 25, 2018 – State Regents Meeting – 9:00 a.m. at the State Regents Office in Oklahoma City.
- Tuesday, October 30, 2018 – Governor Fallin’s Annual STEM Summit – Time TBD at the Cox Convention Center in Oklahoma City.
- Thursday, November 8, 2018 - State Regents Special Budget Meeting for FY20 Budget Request – 10:30 a.m. at the State Regents Office in Oklahoma City.
- Tuesday, November 13, 2018 – State Regents’ Fall Legislative Forum – 9:00 a.m. at the Jeaneen and Bob Naifeh Family & Bud Wilkinson Event Center (formerly Jim Thorpe Museum), located at 4040 N. Lincoln Boulevard in Oklahoma City.
- Wednesday, December 5, 2018 - State Regents Meeting – 10:30 a.m. at the State Regents Office in Oklahoma City.
- Wednesday, December 5, 2018 – State Regents Dinner – 6:00 p.m. – Oklahoma Golf and Country Club.
- Thursday, December 6, 2018 – Higher Education Distinguished Service Award Reception and Presentation to Representative Harold Wright – 8:30 a.m. at the State Regents Office in Oklahoma City.
- Thursday, December 6, 2018 – State Regents Meeting – 9:00 a.m. at the State Regents Office in Oklahoma City.

14. ADJOURNMENT. With no other items to discuss, the meeting was adjourned.

ATTEST:

Jay Helm, Chairman

Jody Parker, Secretary