

Oklahoma State Regents for Higher Education

Chancellor Glen D. Johnson





According to the National Center for Education Statistics Report, of the over 21 million students (undergraduate and graduate) in the United States:

- **12.5% were enrolled exclusively in online courses.**
- **13.3% were enrolled in at least one online course.**

In Oklahoma:

- **10.6% were enrolled exclusively in online courses.**
- **18.0% were enrolled in at least one online course.**



Campus Safety

Statewide Summit

- **Monday, November 7** at the Reed Center in Midwest City
- Featured speakers and concurrent sessions to advance campus preparedness:
 - ❑ cybersecurity and drones on campus
 - ❑ specialized services for veterans and active duty military
 - ❑ bystander intervention training and support
 - ❑ sexual assault education and Title IX litigation
 - ❑ student activism
 - ❑ disaster recovery
 - ❑ threat assessment and strategic communication
 - ❑ social media crisis management
- Registration opens next week



JOB OPENINGS BY OCCUPATION AND EDUCATION LEVEL (IN THOUSANDS)

OCCUPATION	Less than high school	High school diploma	Some college/ no degree	Associate's degree	Bachelor's degree	Master's degree or better
Managerial and Professional Office	3	19	27	10	40	16
STEM	1	2	5	2	9	3
Social Sciences	0	0	0	0	1	1
Community Services and Arts						
Education						
Healthcare Professional and Technical						
Healthcare Support						
Food and Personal Services						
Sales and Office Support	8	51	57	15	31	5
Blue Collar	24	69	36	10	10	1
TOTAL	58	193	170	62	135	51

67% of all jobs created in Oklahoma by 2020 will require some college, a long-term certificate or a college degree.

37% of all jobs created in Oklahoma by 2020 will require an associate's degree, bachelor's degree or higher.

HOT OFF THE PRESS



**Percent of Oklahoma Residents
Who Graduate with a
Bachelor's Degree Remain
In the State and
are Employed In the
State One Year After Graduation**

**84%
Remain in the
State**



Link Academic Programs to the needs of Business

- Healthcare, Allied Health and Nursing
- Engineering
- Business
- Aviation and Aerospace
- Wind Turbine Technology
- Health Information Management
- Management Information Systems

**Nationally, more than one-quarter
(30.6 percent) of adults 25 and older have
a bachelor's degree or more.**

**compared to
Oklahoma
at 24.6 percent.**

COMPLETE COLLEGE

A M E R I C A



“Over the Last Two Decades, the United States has declined in Degree Completion From 1st in the World to 16th in the World”

Organization for Economic Cooperation and Development

COMPLETE COLLEGE

AMERICA

The Oklahoma Plan

**Focus On College
Readiness**

**Transform
Remediation**

**Strengthen Pathways to
College Degrees and
Certificates**

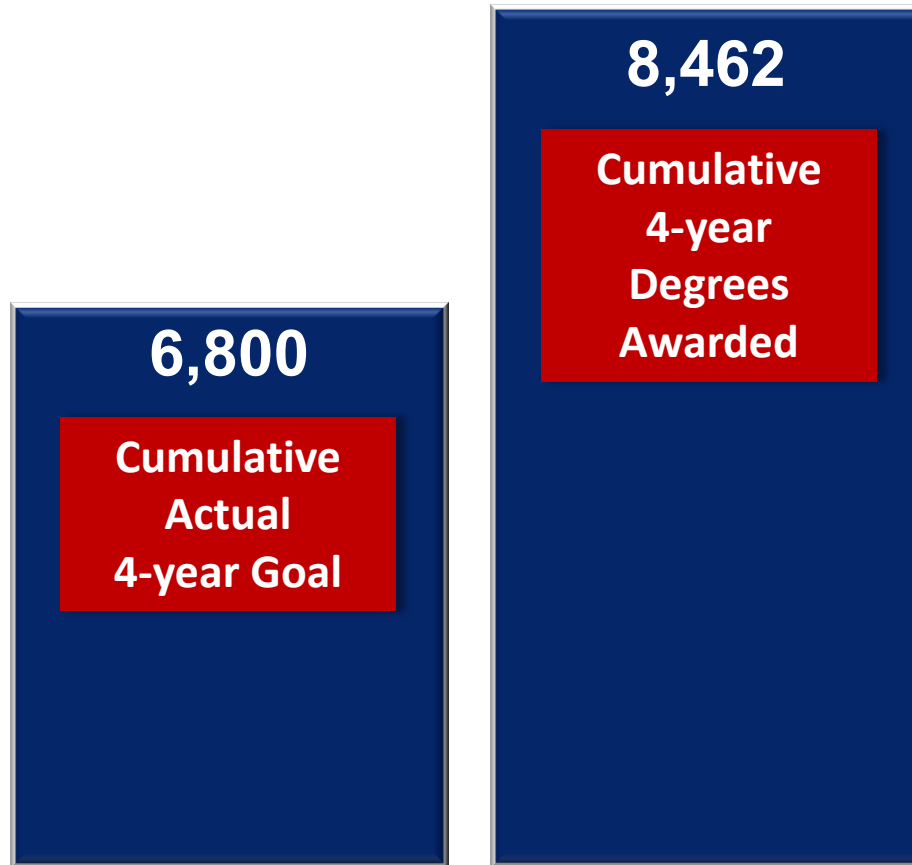
**Reward
Performance**

**Increase Adult
Degree Completion**

COMPLETE COLLEGE

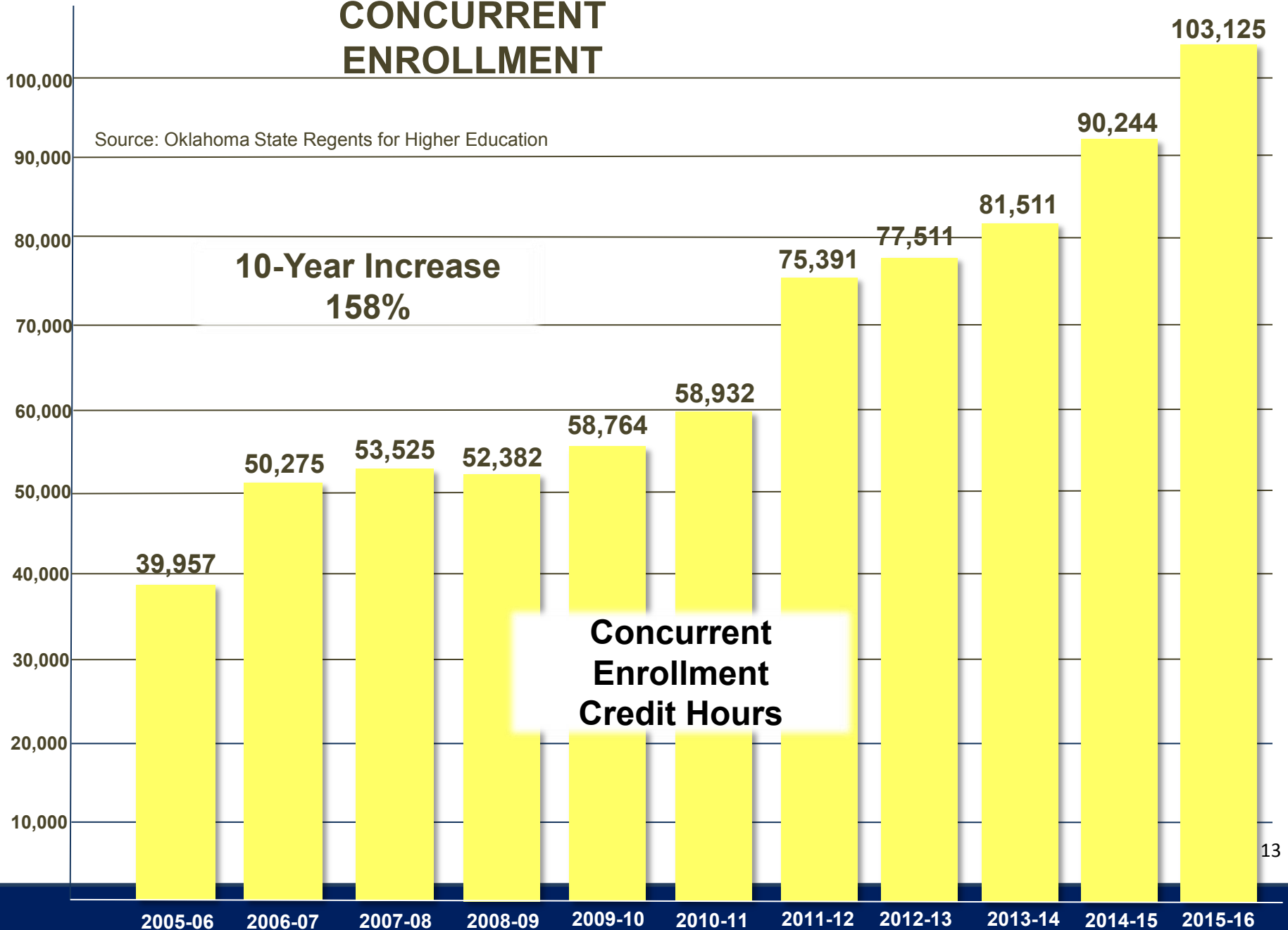
AMERICA

The Oklahoma Plan

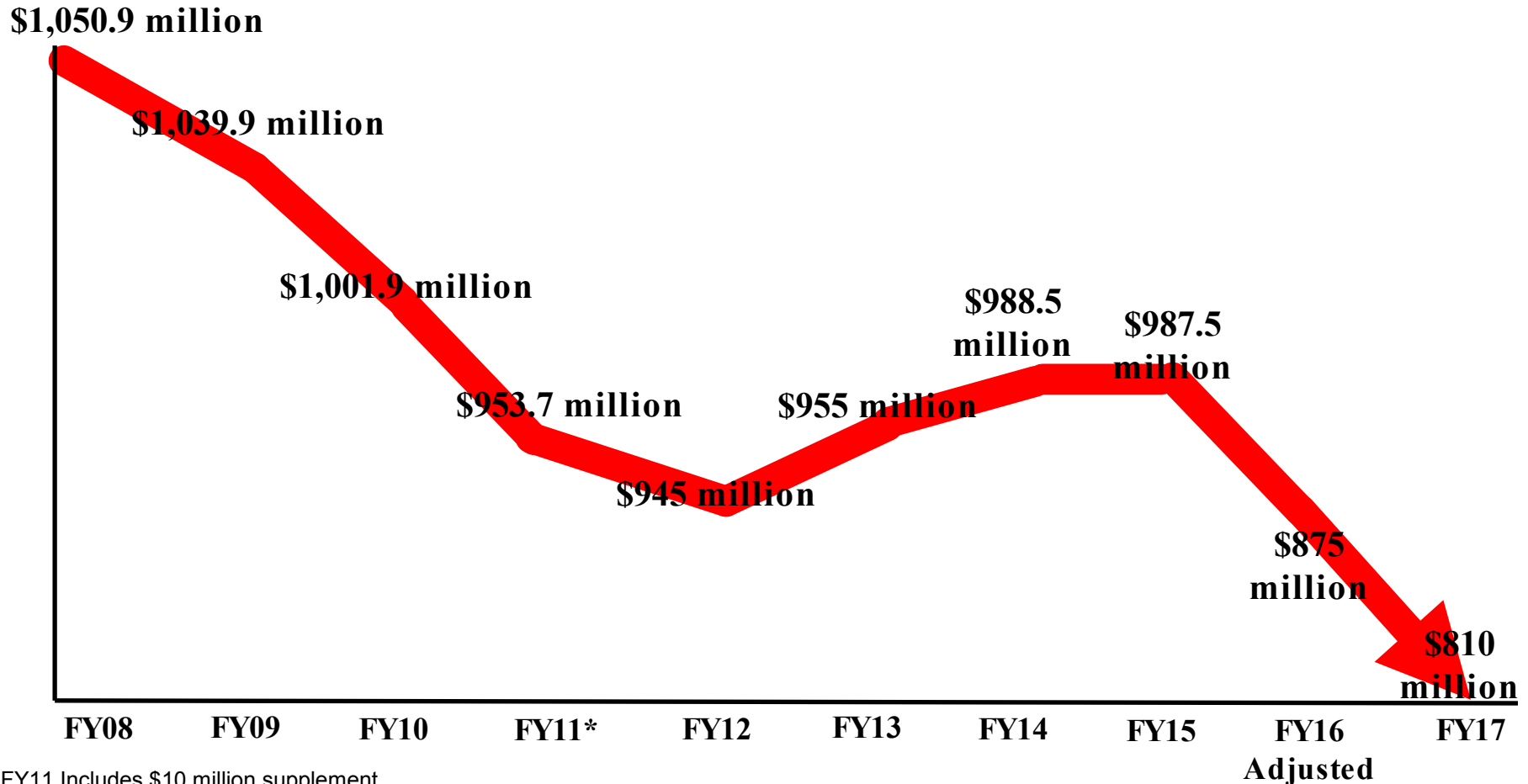


CONCURRENT ENROLLMENT

Source: Oklahoma State Regents for Higher Education



SYSTEM OVERVIEW



BOND RATING

TULSA WORLD

Bond rating agencies tell the state what it needs to hear

Tulsa World Editorial
7/12/2016

We don't think many Oklahoma voters are on the edge of their seats waiting to hear the opinion of New York bond rating agencies, but maybe they should be.

Gov. Mary Fallin and some of the financial leaders of state government went to New York to meet with the big three bond rating agencies last month.

The state has a good bond rating, but the agencies gave the leaders an earful. They have a negative outlook on Oklahoma because of budget holes, tax cuts, higher education funding cuts and use of one-time money to fund ongoing public services.

That should sound familiar to the leaders. It's the same message a lot of people have been sending for a long time: A state that undercuts its own basic services in order to cut taxes and fails to invest in its own future isn't on the right track. It's good sense, and it turns out, good investment sense.

The opinion of the bond rating agencies counts because they determine how much it will cost the state to borrow money for bond issues, including the \$125 million state Capitol improvement bond issue that was part of this year's budget.

This is a fixable problem: Stop unwise tax cuts, adequately fund education (and other core state services) and get the state on a path of fiscal sanity. We hope the state leaders were listening in New York and that state voters are listening too.

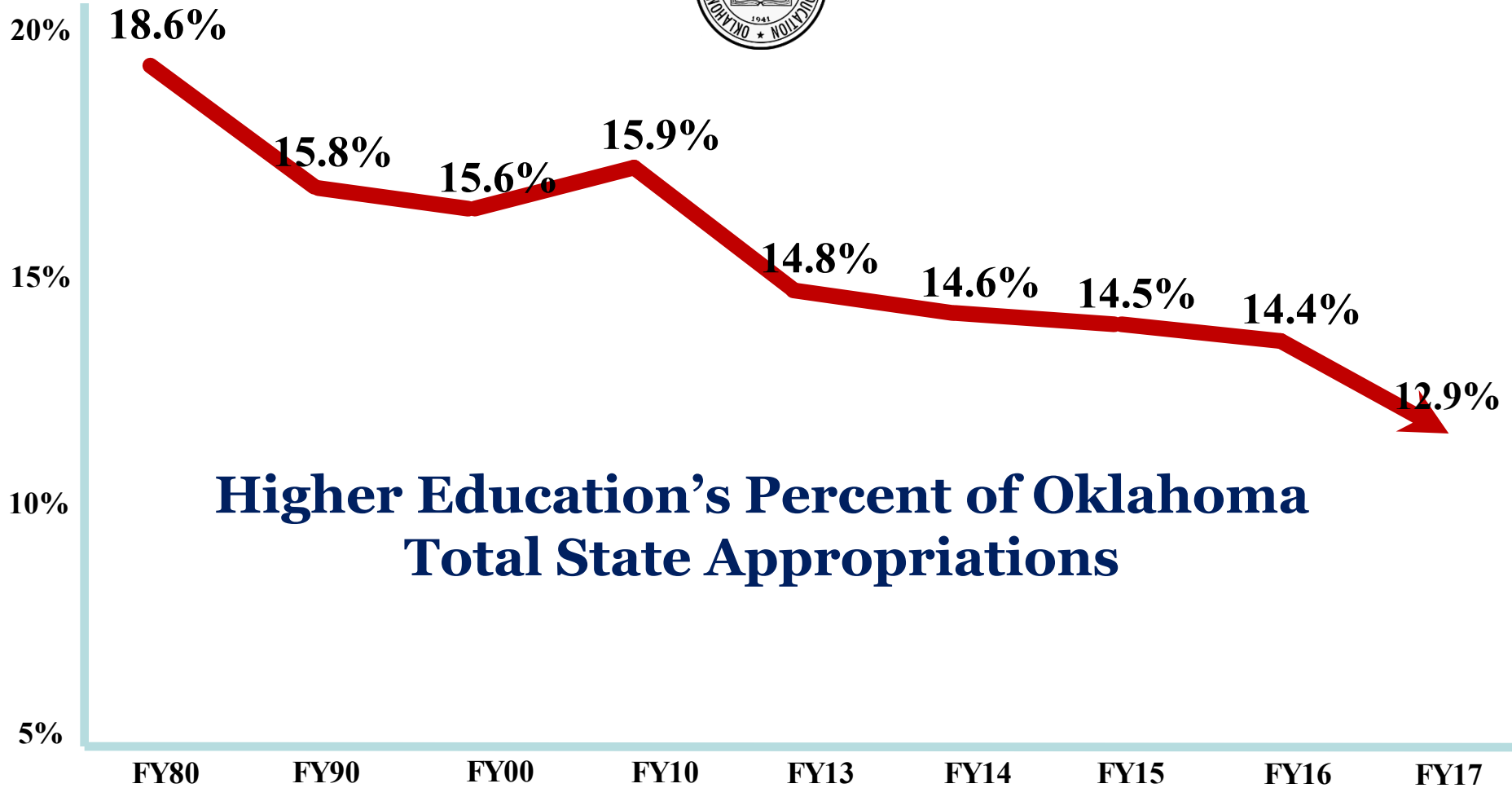


MOODY'S

Moody's, the New York bond rating agency, gave Oklahoma a negative outlook because of the budget holes, tax cuts, higher education funding cuts and the use of one-time money to fund ongoing public services.

- *Tulsa World*

SYSTEM OVERVIEW

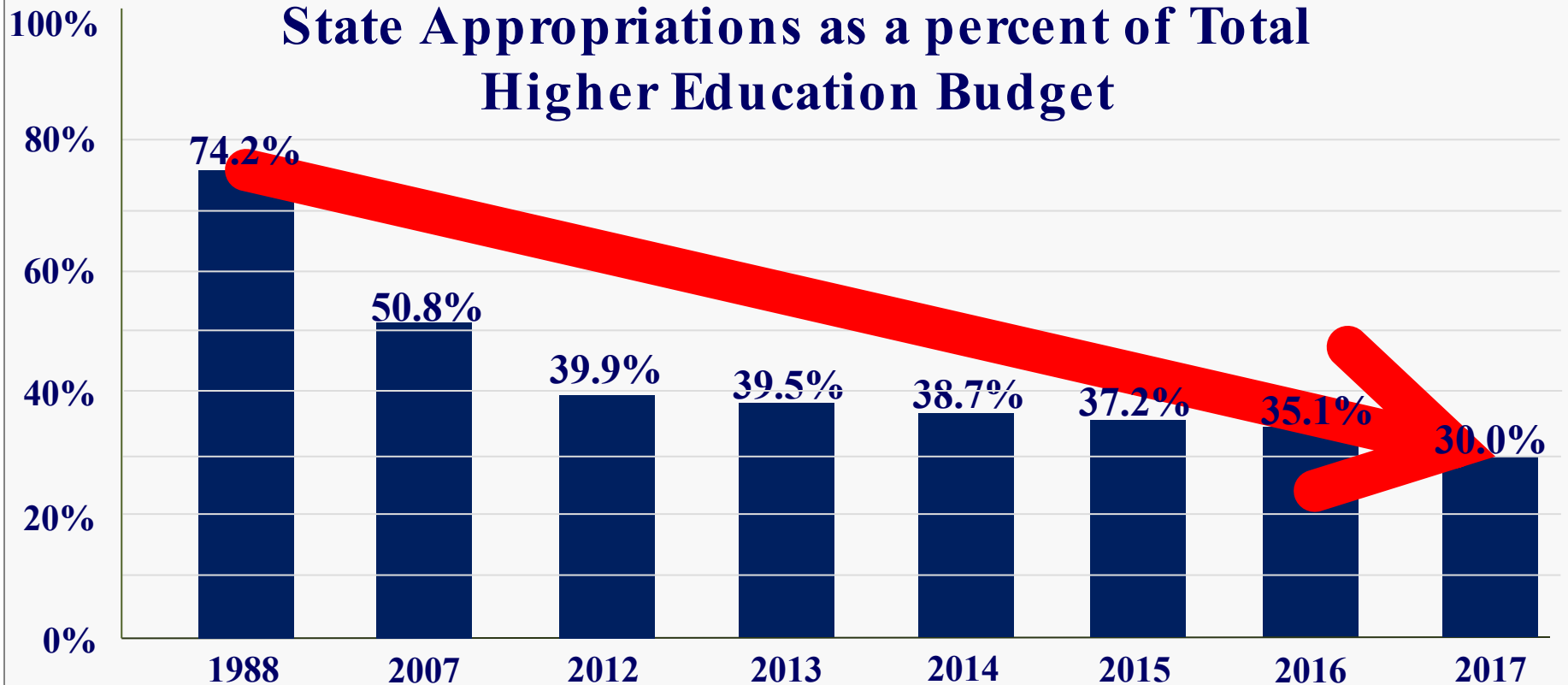


Higher Education's Percent of Oklahoma Total State Appropriations

SYSTEM OVERVIEW



State Appropriations as a percent of Total Higher Education Budget



SYSTEM OVERVIEW



- **Over the last nine years, from FY'08 to FY'17, Oklahoma Universities and Colleges have increased the share of total E&G budgeted revenue for the Academic Enterprise from 75% to 78%.**
- **In contrast, Administration Budgets have decreased from 6.6% to 5.7%.**

SYSTEM OVERVIEW

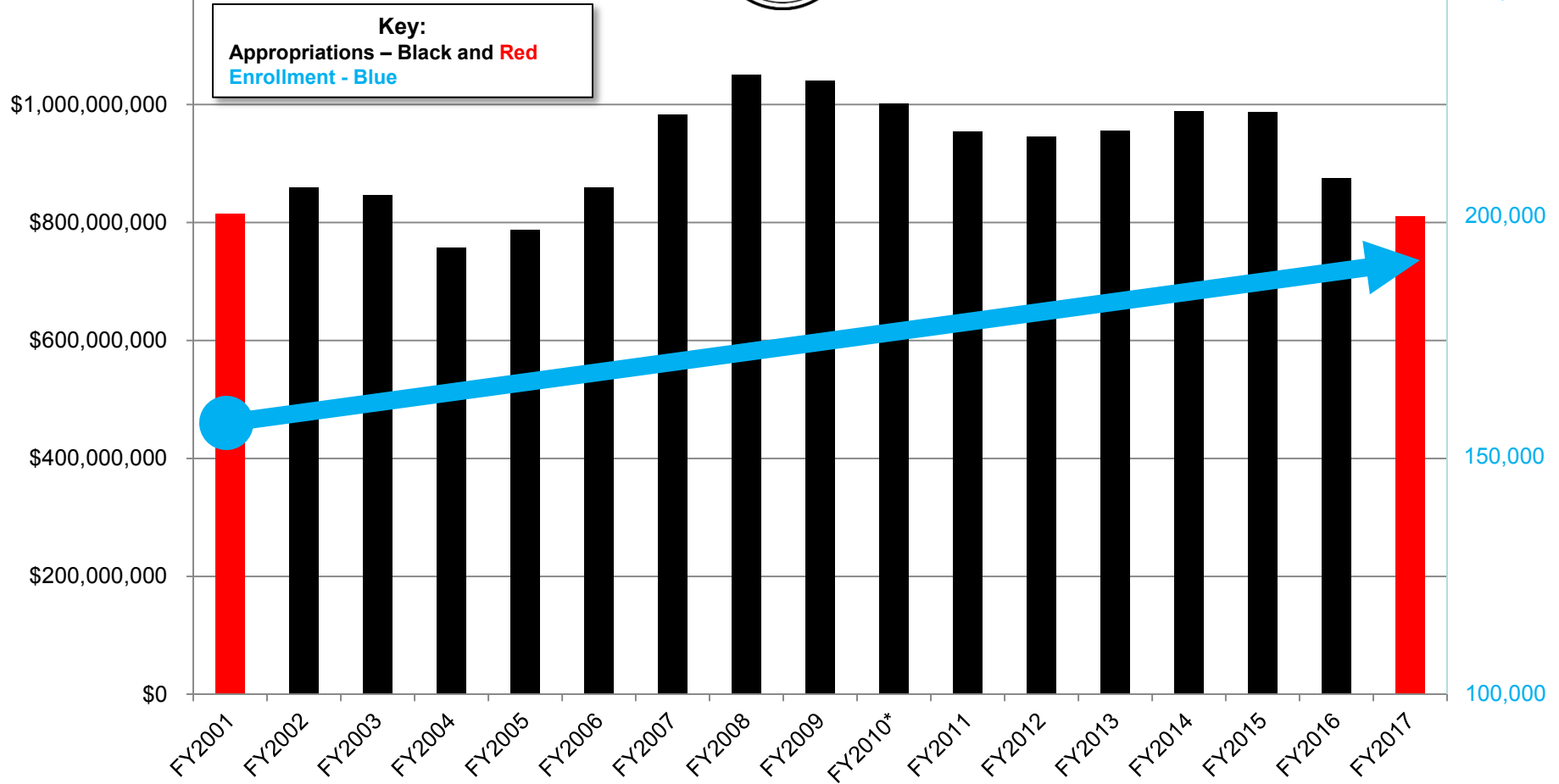


Appropriation

\$1,200,000,000

Enrollment

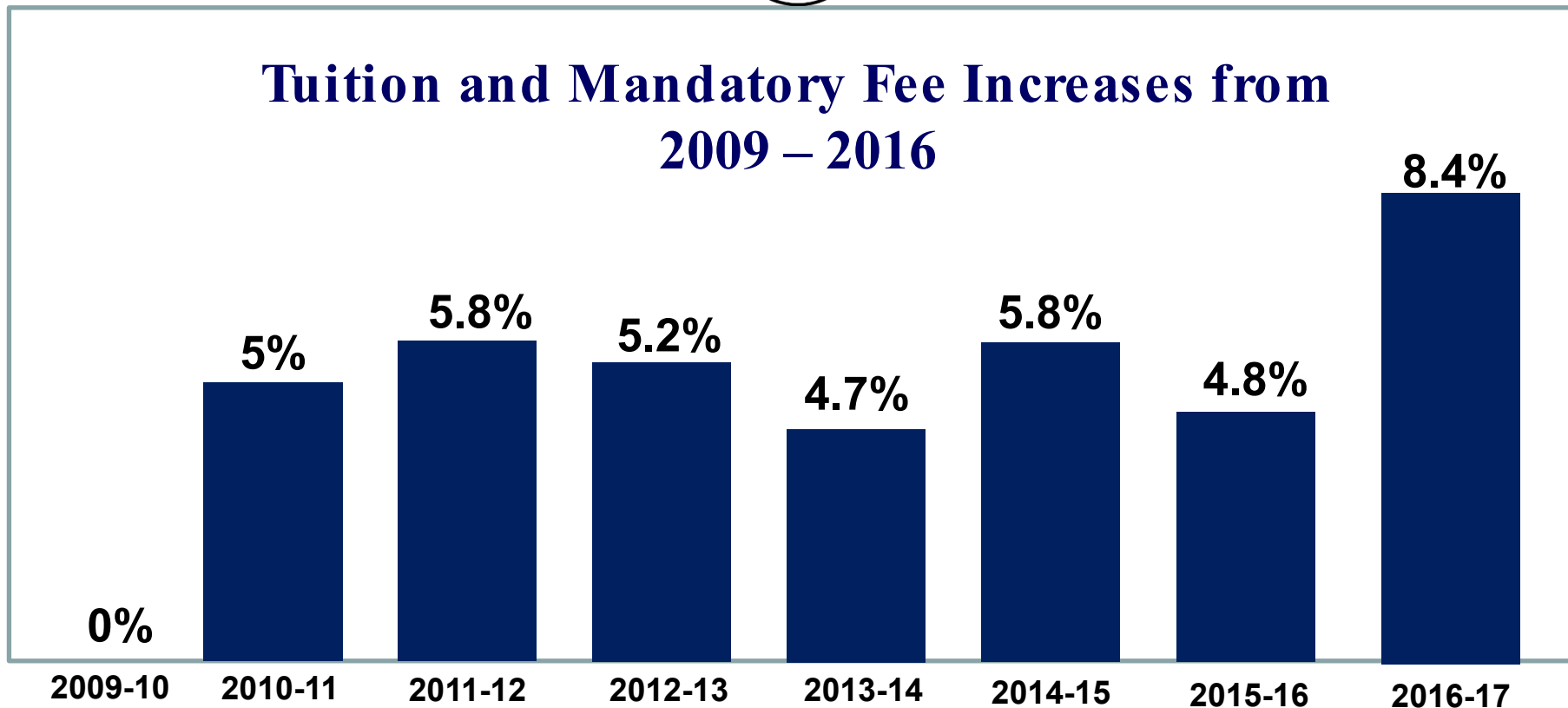
250,000



TUITION TRENDS



Tuition and Mandatory Fee Increases from 2009 – 2016



Average of 4.9%



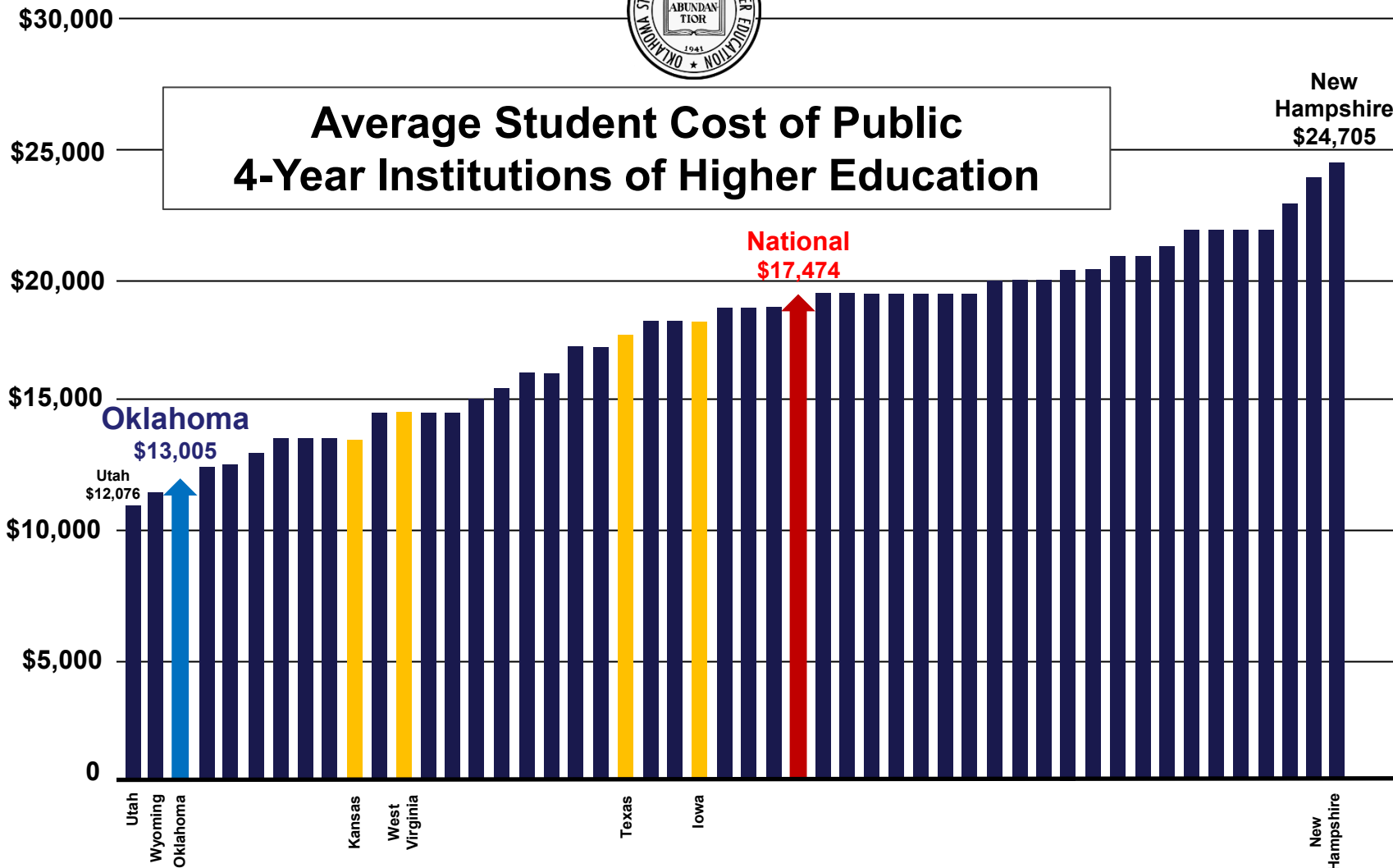
ENTERPRISING STATES 2015



**Oklahoma Ranks 5th in
College Affordability**

OKLAHOMA

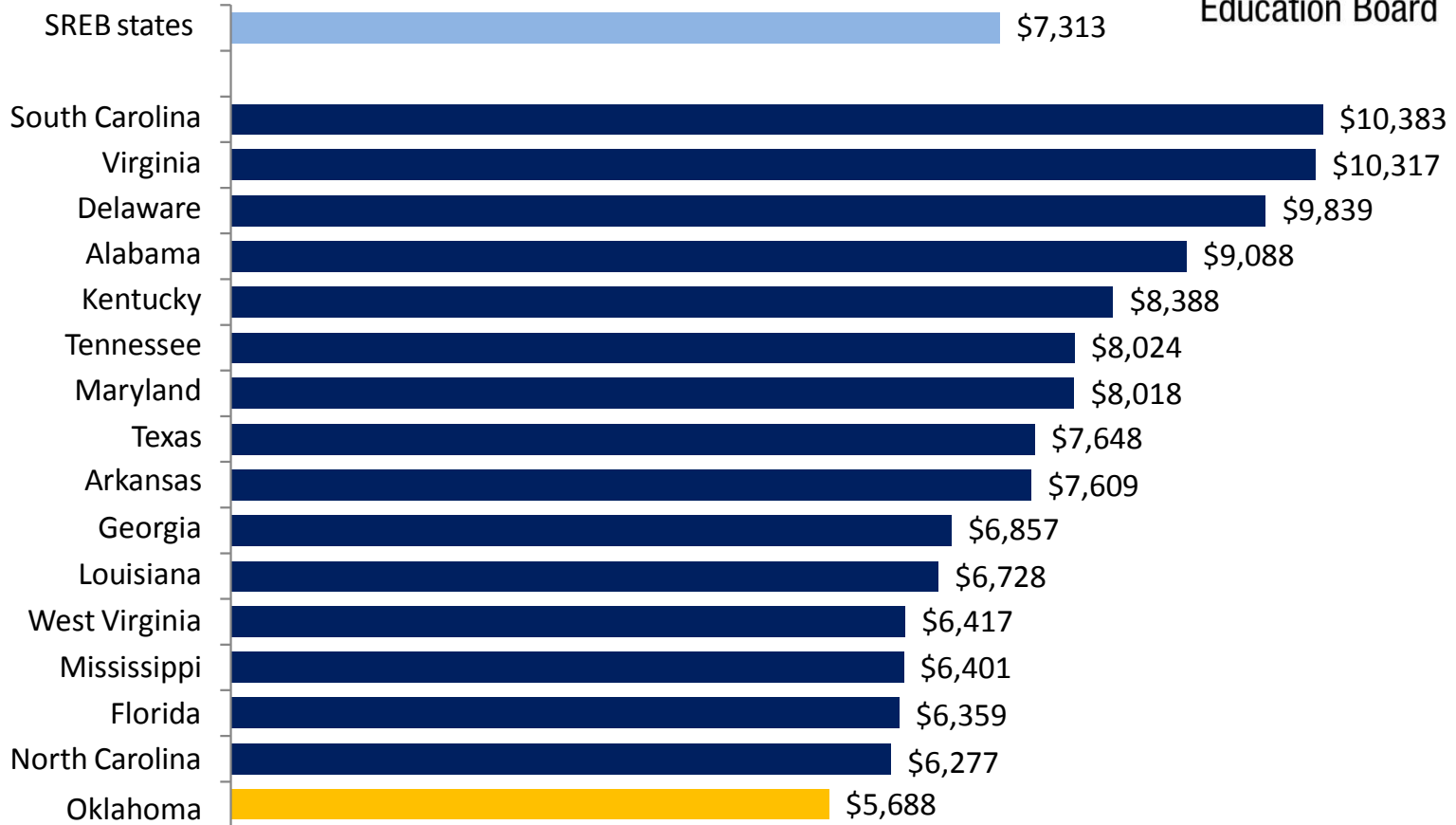
TUITION TRENDS



TUITION TRENDS

Public Four-Year Colleges and Universities Annual Tuition and Required Fees In-State Undergraduates, 2014-15

SREB
Southern Regional
Education Board

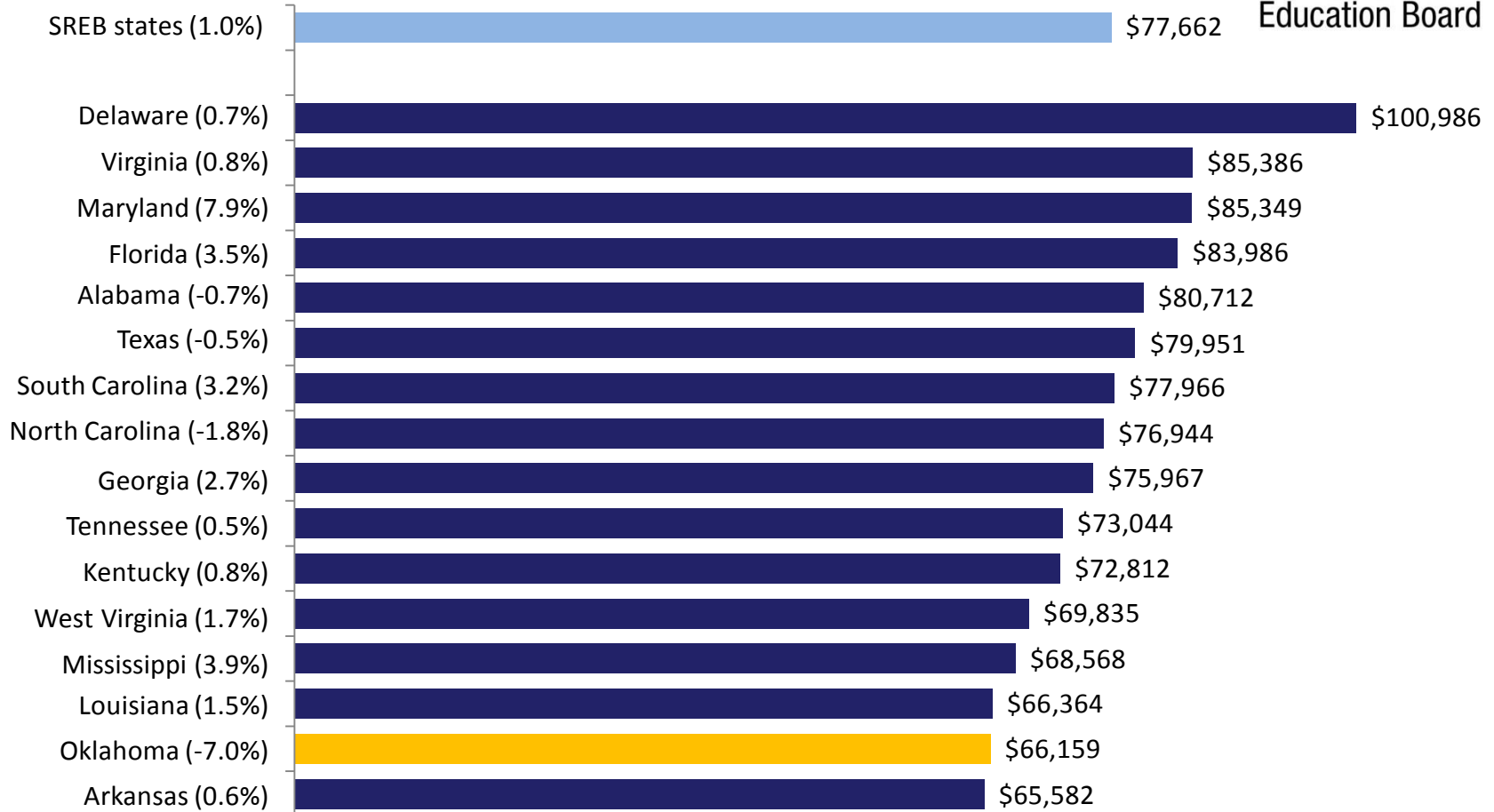


Source: Southern Regional Education Board (SREB), *State Data Exchange 2014-15 Indicators Report*

FACULTY SALARIES

Public Four-Year Colleges and Universities All Ranks Full-Time Faculty Salaries, 2014-15 (change from 2013-14 shown in parentheses)

SREB
Southern Regional
Education Board



Source: Southern Regional Education Board (SREB), *State Data Exchange 2014-15 Indicators Report*

HIGHER EDUCATION REPORTS



Oklahoma's State System Schools are 23% below the national average in student debt.

In 2015, 48 percent of Oklahoma graduates, graduated without any student loan debt.

Top 10 states with the lowest student debt.

Utah
New Mexico
California
Wyoming
Florida
Hawaii
Nevada
Arizona
Washington
Oklahoma

2015 Average Student Debt
\$23,059 Oklahoma State System
\$24,849 Oklahoma
\$30,100 National



Chancellor Glen D. Johnson