

**OKLAHOMA HIGH SCHOOL
INDICATORS PROJECT**

**MEAN ACT COMPOSITE SCORE
BY OKLAHOMA HIGH SCHOOL SITE**

OKLAHOMA STATE REGENTS FOR HIGHER EDUCATION
State Capitol Complex, Oklahoma City

December 1999

**OKLAHOMA STATE REGENTS
FOR HIGHER EDUCATION**

Bill W. Burgess, Jr.
Chairman
Lawton

Leonard Eaton, Jr.
Vice Chairman, Tulsa

Jimmy D. Harrel
Leedey

Joe L. Mayer
Secretary, Guymon

Robert L. McCormick, Jr.
Stillwater

Stephen J. Jatras
Assistant Secretary, Tulsa

John Massey
Durant

Marlin "Ike" Glass, Jr.
Newkirk

Carl R. Renfro
Ponca City

Hans Brisch
Chancellor

The Oklahoma State Regents for Higher Education in compliance with Titles VI and VII of the Civil Rights Act of 1964, Executive Order 11246 as amended, Title IX of the Education Amendments of 1972, Americans with Disabilities Act of 1990 and other federal laws do not discriminate on the basis of race, color, national origin, sex, age, religion, handicap, or status as a veteran in any of its policies, practices, or procedures. This includes but is not limited to admissions, employment, financial aid, and educational services.

This publication, duplicated by the State Regents' central services, is issued by the Oklahoma State Regents for Higher Education as authorized by 70 O.S.Supp.. 1998, Section 3206. Copies have been prepared and distributed internally. Copies have been deposited with the Publications Clearinghouse of the Oklahoma Department of Libraries.

Table of Contents

	Page
Background	1
Methodology	1
Summary of Results	2
1999 High School Graduate Mean ACT Scores Based on Highest Score by County	3
Oklahoma Map of Mean ACT Scores for 1999 High School Graduates By County	4
Mean ACT Scores for Each High School Site.....	5
Oklahoma Mean ACT Scores, Frequency Distributions, and Cumulative Percentages.....	23
National Mean ACT Scores, Frequency Distributions, and Cumulative Percentages	24

OKLAHOMA EDUCATIONAL INDICATORS PROJECT MEAN ACT COMPOSITE SCORE BY HIGH SCHOOL SITE

Background

With the passage of the "Oklahoma 2000 Education Challenge Act" in May of 1989, the state of Oklahoma affirmed a commitment to promoting excellence in the education of Oklahoma children. The act established requirements and programs designed to ensure that by the year 2000: all children will be ready to do first-grade schoolwork when they enroll in first grade; at least 90 percent of students entering first grade will ultimately graduate from high school; at least 50 percent of the graduates of each of Oklahoma's high schools will have demonstrated mastery as seniors at or above national average levels of accomplishment; and at least 80 percent of the graduates of each of Oklahoma's high schools will be fully prepared to begin college work.

The act also established that the State Board of Education publish annually a summary report of information provided by the Oklahoma Educational Indicators Project. The purpose of this program is to develop and implement a system of measures or indicators of educational performance. The act also mandated that the State Regents cooperate in the annual publication of this report. The State Regents, with the cooperation of the State Department of Education and other agencies, has participated in the development of indicators of comparative educational standing and accomplishment. The High School Indicators Project reports on: (1) ACT scores, (2) college-going rates, (3) college credit hours and GPA, and (4) remediation.

This Mean ACT Scores High School Indicators Project report provides the mean ACT scores of Oklahoma high school graduates. The ACT test is a measure of educational development. Performance on the test is influenced by the student's educational experiences, as the patterns of difference in average scores according to type of high school program clearly indicate. The ACT Corporation cautions against using the ACT test scores in isolation from other measures to infer the overall quality of schools and education within a state. Specifically, the ACT tests are designed to measure high school students' educational development as related to their readiness to pursue further study at the college level.

The ACT test-takers included in this report are those students taking the ACT who were in the 1999 graduating class. The ACT results for 1999 offer Oklahoma the opportunity for the eighth year to consider only test-takers who took the enhanced ACT exam. The mean ACT composite scores are reported by county, district, and high school site. For high schools with five or fewer ACT test-takers, an asterisk was entered in the mean ACT column in order to comply with the federal privacy act. A few high schools have a blank entry, which indicates that there were no ACT test-takers reported that year.

Methodology

The State Regents compute the mean ACT composite score for Oklahoma and each individual high school site based on the *highest* test score of those 1999 graduates who took the ACT more than one time. ACT, Inc. calculates the mean ACT composite score on the *last* test score. Therefore, the computed mean ACT composite scores by OSRHE and ACT are not comparable. For example, 1999 high school graduates earned a mean ACT composite of 20.8 when calculated using the highest score and 20.6 when calculated using the last score.

The student's ACT score is attributed to the high school where the highest score was earned. If the high school code does not match an Oklahoma high school, then other test dates are searched for a valid high school code. If no match is found for an Oklahoma resident, then the score is excluded from the report.

Summary of Results

The summary table of 1999 high school graduate mean ACT scores is by county. The mean is based on the highest test score of those who took the ACT more than one time. When the counties are ranked from highest to lowest, Alfalfa county ranks first with 22.7, next is Grant with 22.1, followed by Cleveland, Major, and Washington, all with 21.9 mean ACT scores for their respective county. The map depicts these same mean ACT composite scores categorized according to performance criteria for admission to Oklahoma public colleges and universities for first-time entering students.

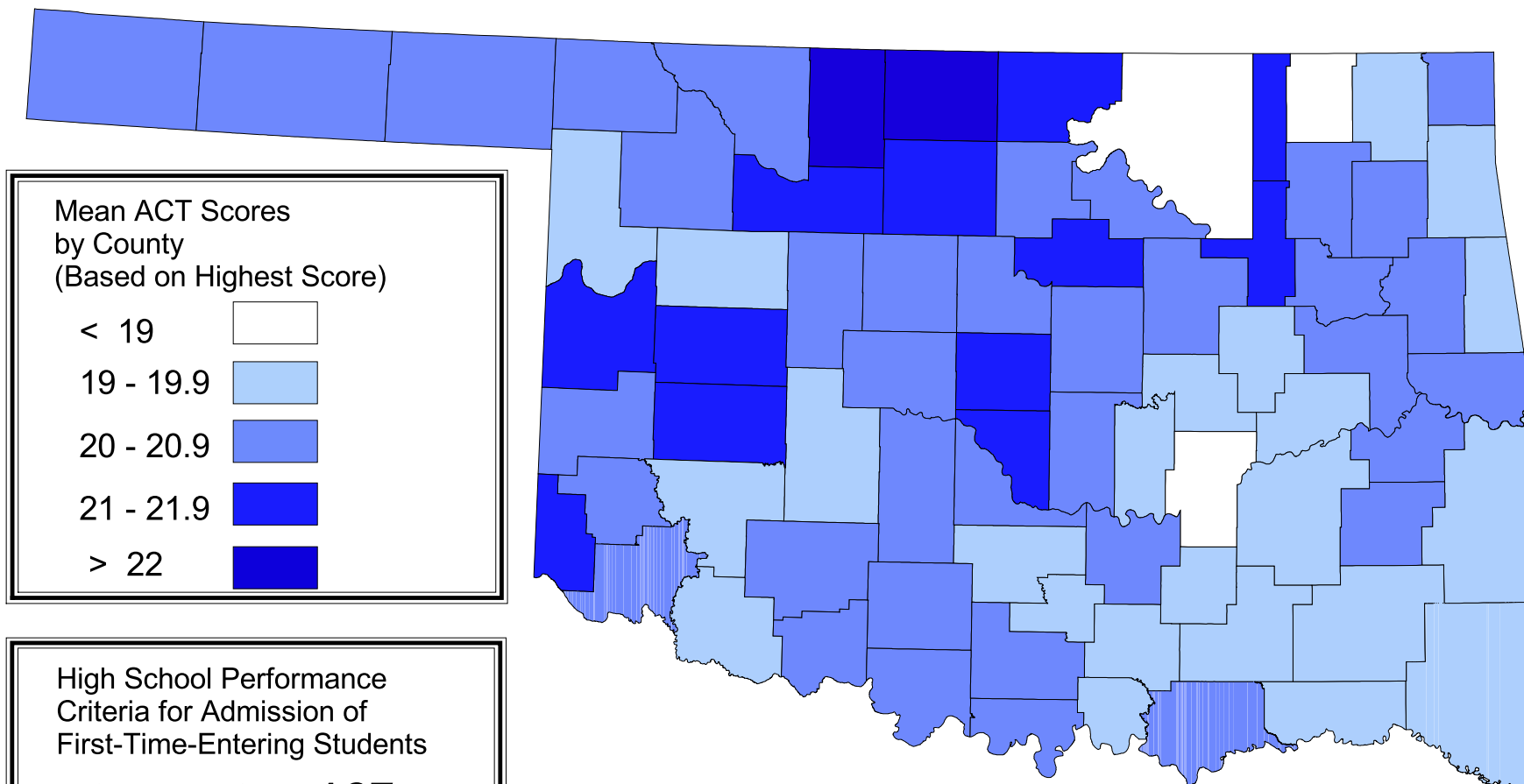
The mean ACT scores range from 13.50 for Hanna High School in McIntosh county with 6 test-takers to and 30.74 for the Oklahoma School of Science and Math in Oklahoma county with 83 test-takers. The high school with the largest number of high school graduates who took the ACT exam was Broken Arrow High School in Tulsa county with 652 test-takers and a mean ACT of 21.52, followed by Union High School in Tulsa county with 525 test-takers and a mean ACT of 22.22.

The table entitled "Mean ACT Scores, Frequency Distributions, and Cumulative Percentages for Male and Female Combined (Total)" for Oklahoma and the nation is from the ACT High School Profile Report, H S Graduating Class 1999. According to ACT, 1,019,053 high school graduates across the United States took the test. Oklahoma high school graduates represent 26,455 of these test-takers. Most of these Oklahoma test-takers, 24,800 or 93.7 percent, provided enough information to be matched with a high school ACT code and State Department of Education county/district/site code.






**1999 High School Graduate
Mean ACT Scores Based on Highest Score
By County**

1999		1999	
County	Mean ACT	County	Mean ACT
Adair	19.60	Leflore	19.70
Alfalfa	22.70	Lincoln	20.40
Atoka	19.60	Logan	20.20
Beaver	20.90	Love	20.20
Beckham	20.40	Major	21.90
Blaine	20.30	Marshall	19.90
Bryan	20.30	Mayes	20.10
Caddo	19.10	McClain	20.30
Canadian	20.80	McCurtain	19.30
Carter	20.40	McIntosh	19.70
Cherokee	20.40	Murray	19.40
Choctaw	19.50	Muskogee	20.30
Cimarron	20.00	Noble	20.10
Cleveland	21.90	Nowata	18.60
Coal	19.50	Okfuskee	19.00
Comanche	20.40	Oklahoma	21.50
Cotton	20.00	Okmulgee	19.00
Craig	19.70	Osage	18.70
Creek	20.30	Ottawa	20.20
Custer	21.20	Pawnee	20.10
Delaware	19.60	Payne	21.30
Dewey	19.80	Pittsburg	19.10
Ellis	19.20	Pontotoc	20.50
Garfield	21.40	Pottawatomie	20.10
Garvin	19.00	Pushmataha	19.80
Grady	20.40	Roger Mills	21.40
Grant	22.10	Rogers	20.60
Greer	20.60	Seminole	19.60
Harmon	21.30	Sequoyah	20.30
Harper	20.60	Stephens	20.40
Haskell	20.10	Texas	20.90
Hughes	18.80	Tillman	19.70
Jackson	20.70	Tulsa	21.70
Jefferson	20.50	Wagoner	20.20
Johnston	19.40	Washington	21.90
Kay	21.00	Washita	21.00
Kingfisher	20.80	Woods	20.90
Kiowa	19.40	Woodward	20.00
Latimer	20.30		
Oklahoma's Highest ACT Composite Mean			20.80
Oklahoma's Last ACT Composite Mean			20.60

MEAN ACT SCORES 1999 HIGH SCHOOL GRADUATES



Mean ACT Scores
by County
(Based on Highest Score)

< 19	
19 - 19.9	
20 - 20.9	
21 - 21.9	
> 22	

High School Performance
Criteria for Admission of
First-Time-Entering Students

<i>INSTITUTION</i>	<i>ACT</i>
Comprehensive	22
Regional	19
Two-Year	No minimum

SOURCE: Oklahoma High School Indicators
Project, Mean ACT Report, OSRHE, 12-99

**Oklahoma State Regents for Higher Education
1999 High School Graduate Mean ACT Scores Based on Highest Score**

(* Testers < 6 -- Mean not computed)

COUNTY	DISTNBR	DISTRICT	HIGH SCHOOL	ACTCODE	MEAN ACT	TESTERS
ADAIR	I004	WATTS	WATTS HS	373820	15.50	6
ADAIR	I011	WESTVILLE	WESTVILLE HS	373890	20.15	40
ADAIR	I025	STILWELL	STILWELL HS	373390	19.80	72
ADAIR	I030	CAVE SPRINGS	CAVE SPRINGS HS	373385	*	*
ADAIR	P001	COOKSON HILLS	COOKSON HILLS CHRISTIAN	371922	19.00	14
ADAIR	COUNTY MEAN IS				19.60	
ALFALFA	I001	BURLINGTON	BURLINGTON HS	370505	23.50	6
ALFALFA	I046	CHEROKEE	CHEROKEE HS	370705	21.56	16
ALFALFA	I093	TIMBERLAKE	TIMBERLAKE HS	371665	23.36	19
ALFALFA	COUNTY MEAN IS				22.70	
ATOKA	I007	STRINGTOWN	STRINGTOWN HS	373410	18.00	8
ATOKA	I015	ATOKA	ATOKA HS	370225	20.04	45
ATOKA	I019	TUSHKA	TUSHKA HS	373655	18.11	9
ATOKA	I026	CANEY	CANEY HS	370575	20.30	10
ATOKA	COUNTY MEAN IS				19.60	
BEAVER	I022	BEAVER	BEAVER HS	370285	20.25	20
BEAVER	I075	BALKO	BALKO HS	370255	19.41	12
BEAVER	I123	FORGAN	FORGAN HS	371330	22.77	9
BEAVER	I128	TURPIN	TURPIN HS	373650	21.52	25
BEAVER	COUNTY MEAN IS				20.90	
BECKHAM	I002	MERRITT	MERRITT HS	371210	19.53	15
BECKHAM	I006	ELK CITY	ELK CITY HS	371200	20.76	90
BECKHAM	I031	SAYRE	SAYRE HS	373185	20.75	45
BECKHAM	I050	CARTER	CARTER HS	370630	15.25	8
BECKHAM	I051	ERICK	ERICK HS	371255	20.44	18
BECKHAM	COUNTY MEAN IS				20.40	
BLAINE	I009	OKEENE	OKEENE HS	372615	21.59	22
BLAINE	I042	WATONGA	WATONGA HS	373815	20.11	51
BLAINE	I080	GEARY	GEARY HS	371435	20.30	13
BLAINE	I105	CANTON	CANTON HS	370580	19.20	15
BLAINE	COUNTY MEAN IS				20.30	

Oklahoma State Regents for Higher Education
1999 High School Graduate Mean ACT Scores Based on Highest Score

(* Testers < 6 -- Mean not computed)

COUNTY	DISTNBR	DISTRICT	HIGH SCHOOL	ACTCODE	MEAN ACT	TESTERS
BRYAN	I001	SILO	SILO HS	371125	19.31	29
BRYAN	I002	ROCK CREEK	ROCK CREEK HS	370390	20.30	10
BRYAN	I003	ACHILLE	ACHILLE HS	370000	20.45	20
BRYAN	I004	COLBERT	COLBERT HS	370845	19.58	29
BRYAN	I005	CADDO	CADDO HS	370535	19.75	12
BRYAN	I040	BENNINGTON	BENNINGTON HS	370300	16.53	13
BRYAN	I048	CALERA	CALERA HS	370545	20.95	20
BRYAN	I072	DURANT	DURANT HS	371127	21.15	109
BRYAN	COUNTY MEAN IS				20.30	
CADDO	B001	RIVERSIDE	RIVERSIDE HS	370145	15.50	12
CADDO	I001	HYDRO	HYDRO HS	371860	20.19	21
CADDO	I012	LOOKEBA SICKLES	LOOKEBA-SICKLES HS	372150	17.35	14
CADDO	I020	ANADARKO	ANADARKO HS	370135	19.22	103
CADDO	I033	CARNEGIE	CARNEGIE HS	370615	20.50	26
CADDO	I056	BOONE-APACHE	APACHE HS	370153	18.81	27
CADDO	I064	CYRIL	CYRIL HS	370980	20.52	17
CADDO	I086	GRACEMONT	GRACEMONT HS	371505	*	*
CADDO	I132	EAKLY	EAKLY HS	371160	20.20	10
CADDO	I160	CEMENT	CEMENT HS	370655	17.90	10
CADDO	I161	HINTON	HINTON HS	371712	18.76	26
CADDO	I167	FORT COBB-BROXTON	FORT COBB-BROXTON HS	371335	18.25	20
CADDO	I168	BINGER-ONEY	BINGER-ONEY HS	370325	19.90	10
CADDO	COUNTY MEAN IS				19.10	
CANADIAN	I022	PIEDMONT	PIEDMONT HS	372865	20.80	63
CANADIAN	I027	YUKON	YUKON HS	374020	20.89	297
CANADIAN	I034	EL RENO	EL RENO HS	371230	19.27	111
CANADIAN	I057	UNION CITY	UNION CITY HS	373680	21.36	22
CANADIAN	I069	MUSTANG	MUSTANG HS	372500	21.33	316
CANADIAN	I076	CALUMET	CALUMET HS	370550	18.10	19
CANADIAN	1999	UNKNOWN DISTRICT	WINDSOR HILLS BAPTIST	372701	19.50	6
CANADIAN	COUNTY MEAN IS				20.80	
CARTER	I019	ARDMORE	ARDMORE HS	370178	21.03	115
CARTER	I021	SPRINGER	SPRINGER HS	373345	*	*
CARTER	I027	PLAINVIEW	PLAINVIEW HS	370195	21.78	65

Oklahoma State Regents for Higher Education
1999 High School Graduate Mean ACT Scores Based on Highest Score

(* Testers < 6 -- Mean not computed)

COUNTY	DISTNBR	DISTRICT	HIGH SCHOOL	ACTCODE	MEAN ACT	TESTERS
CARTER	I032	LONE GROVE	LONE GROVE HS	372130	20.26	42
CARTER	I043	WILSON	WILSON HS	373950	18.77	18
CARTER	I055	HEALDTON	HEALDTON HS	371655	18.96	30
CARTER	I074	FOX	FOX HS	371375	17.27	11
CARTER	I077	DICKSON	DICKSON HS	370180	19.37	35
CARTER	COUNTY MEAN IS				20.40	
CHEROKEE	B001	SEQUOYAH SCHOOL	SEQUOYAH HS	373453	17.11	43
CHEROKEE	I016	HULBERT	HULBERT HS	371845	19.00	20
CHEROKEE	I035	TAHLEQUAH	TAHLEQUAH HS	373455	21.50	172
CHEROKEE	I999	UNKNOWN DISTRICT	MARKOMA BIBLE ACADEMY	373451	18.83	6
CHEROKEE	COUNTY MEAN IS				20.40	
CHOCTAW	I001	BOSWELL	BOSWELL HS	370410	21.47	19
CHOCTAW	I002	FT TOWSON	FORT TOWSON HS	371360	19.65	20
CHOCTAW	I004	SOPER	SOPER HS	373310	17.88	17
CHOCTAW	I039	HUGO	HUGO HS	371840	19.35	68
CHOCTAW	COUNTY MEAN IS				19.50	
CIMARRON	I002	BOISE CITY	BOISE CITY HS	370385	20.40	32
CIMARRON	I010	FELT	FELT HS	371305	*	*
CIMARRON	I011	KEYES	KEYES HS	371975	19.60	10
CIMARRON	COUNTY MEAN IS				20.00	
CLEVELAND	I002	MOORE	MOORE HS	372415	21.42	321
CLEVELAND	I002	MOORE	WESTMOORE HS	372697	21.94	390
CLEVELAND	I029	NORMAN	NORMAN HS	372555	23.33	283
CLEVELAND	I029	NORMAN	NORMAN NORTH HS	372557	22.04	324
CLEVELAND	I040	NOBLE	NOBLE HS	372550	21.23	91
CLEVELAND	I057	LEXINGTON	LEXINGTON HS	372105	19.50	36
CLEVELAND	I070	LITTLE AXE	LITTLE AXE HS	372554	19.70	34
CLEVELAND	I999	UNKNOWN DISTRICT	GRACE CHRISTIAN ACADEMY	372666	20.53	15
CLEVELAND	P000	COMMUNITY CHRISTIAN	COMMUNITY CHRISTIAN SCHOOL	372552	20.25	20
CLEVELAND	COUNTY MEAN IS				21.90	
COAL	I001	COALGATE	COALGATE HS	370840	19.21	28
COAL	I002	TUPELO	TUPELO HS	373645	19.27	11
COAL	I004	OLNEY	OLNEY HS	370842	*	*

Oklahoma State Regents for Higher Education
1999 High School Graduate Mean ACT Scores Based on Highest Score

(* Testers < 6 -- Mean not computed)

COUNTY	DISTNBR	DISTRICT	HIGH SCHOOL	ACTCODE	MEAN ACT	TESTERS
COAL	COUNTY MEAN IS				19.50	
COMANCHE	I001	CACHE	CACHE HS	370530	18.77	72
COMANCHE	I002	INDIAHOMA	INDIAHOMA HS	371875	21.09	11
COMANCHE	I003	STERLING	STERLING HS	373357	20.77	18
COMANCHE	I004	GERONIMO	GERONIMO HS	371450	16.33	6
COMANCHE	I008	LAWTON	MACARTHUR HS	372064	21.14	190
COMANCHE	I008	LAWTON	EISENHOWER HS	372066	20.44	289
COMANCHE	I008	LAWTON	LAWTON HS	372070	20.25	156
COMANCHE	I009	FLETCHER	FLETCHER HS	371320	19.89	19
COMANCHE	I016	ELGIN	ELGIN HS	371195	20.72	72
COMANCHE	I132	CHATTANOOGA	CHATTANOOGA HS	370680	19.90	20
COMANCHE	P999	LAWTON CHRISTIAN SCHOOL	LAWTON CHRISTIAN SCHOOL	372069	19.14	14
COMANCHE	COUNTY MEAN IS				20.40	
COTTON	I001	WALTERS	WALTERS HS	373780	20.14	28
COTTON	I101	TEMPLE	TEMPLE HS	373500	18.69	13
COTTON	I333	BIG PASTURE	BIG PASTURE HS	373005	21.16	12
COTTON	COUNTY MEAN IS				20.00	
CRAIG	I001	WHITE OAK	WHITE OAK HS	373748	*	*
CRAIG	I006	KETCHUM	KETCHUM HS	371970	20.46	30
CRAIG	I017	WELCH	WELCH HS	373860	17.93	15
CRAIG	I020	BLUEJACKET	BLUEJACKET HS	370380	20.00	6
CRAIG	I065	VINITA	VINITA HS	373747	19.83	62
CRAIG	COUNTY MEAN IS				19.70	
CREEK	I002	BRISTOW	BRISTOW HS	370465	20.07	70
CREEK	I003	MANNFORD	MANNFORD HS	372230	22.27	59
CREEK	I005	MOUNDS	MOUNDS HS	372440	19.16	43
CREEK	I017	OLIVE	OLIVE HS	371100	19.20	15
CREEK	I018	KIEFER	KIEFER HS	371985	18.36	11
CREEK	I020	OILTON	OILTON HS	372595	18.57	7
CREEK	I021	DEPEW	DEPEW HS	371045	18.25	24
CREEK	I031	KELLYVILLE	KELLYVILLE HS	371935	20.40	40
CREEK	I033	SAPULPA	SAPULPA HS	373170	20.53	191
CREEK	I039	DRUMRIGHT	DRUMRIGHT HS	371095	20.00	32
CREEK	COUNTY MEAN IS				20.30	

Oklahoma State Regents for Higher Education
1999 High School Graduate Mean ACT Scores Based on Highest Score

(* Testers < 6 -- Mean not computed)

COUNTY	DISTNBR	DISTRICT	HIGH SCHOOL	ACTCODE	MEAN ACT	TESTERS
CUSTER	I005	ARAPAHO	ARAPAHO HS	370165	21.40	20
CUSTER	I007	THOMAS-FAY-CUSTER UNIFIED	THOMAS-FAY-CUSTER UNIFIED HS	373530	21.03	29
CUSTER	I026	WEATHERFORD	WEATHERFORD HS	373850	21.47	127
CUSTER	I046	BUTLER	BUTLER HS	370520	18.50	6
CUSTER	I099	CLINTON	CLINTON HS	370810	20.76	64
CUSTER	COUNTY MEAN IS				21.20	
DELAWARE	I001	JAY	JAY HS	371890	19.46	58
DELAWARE	I002	GROVE	GROVE HS	371550	20.30	93
DELAWARE	I003	KANSAS	KANSAS HS	371925	18.21	28
DELAWARE	I004	COLCORD	COLCORD HS	370855	19.32	25
DELAWARE	I005	OAKS-MISSION	OAKS-MISSION HS	372580	19.19	21
DELAWARE	COUNTY MEAN IS				19.60	
DEWEY	I005	VICI	VICI HS	373730	19.92	26
DEWEY	I008	SEILING	SEILING HS	373195	19.31	22
DEWEY	I010	TALOGA-OAKWOOD	TALOGA HS	373480	20.50	12
DEWEY	COUNTY MEAN IS				19.80	
ELLIS	I002	FARGO	FARGO HS	371290	18.86	15
ELLIS	I003	ARNETT	ARNETT HS	370205	21.20	10
ELLIS	I039	GAGE	GAGE HS	371410	19.42	7
ELLIS	I042	SHATTUCK	SHATTUCK HS	373250	18.18	16
ELLIS	COUNTY MEAN IS				19.20	
GARFIELD	I001	WAUKOMIS	WAUKOMIS HS	373825	20.46	15
GARFIELD	I018	KREMLIN-HILLS DALE	KREMLIN-HILLSDALE HS	372040	21.80	10
GARFIELD	I042	CHISHOLM	CHISHOLM HS	371241	20.24	45
GARFIELD	I047	GARBER	GARBER HS	371420	20.45	20
GARFIELD	I056	PIONEER-PLEASANT VALE	PIONEER-PLEASANT VALE HS	373830	21.51	29
GARFIELD	I057	ENID	ENID HS	371242	22.04	282
GARFIELD	I085	DRUMMOND	DRUMMOND HS	371090	19.26	23
GARFIELD	I094	COVINGTON-DOUGLAS	COVINGTON-DOUGLAS HS	370915	19.84	25
GARFIELD	P000	OKLAHOMA BIBLE ACADEMY	OKLAHOMA BIBLE ACADEMY	372365	20.96	30
GARFIELD	COUNTY MEAN IS				21.40	
GARVIN	I002	STRATFORD	STRATFORD HS	373405	19.00	17

Oklahoma State Regents for Higher Education
1999 High School Graduate Mean ACT Scores Based on Highest Score

(* Testers < 6 -- Mean not computed)

COUNTY	DISTNBR	DISTRICT	HIGH SCHOOL	ACTCODE	MEAN ACT	TESTERS
GARVIN	I005	PAOLI	PAOLI HS	372810	17.00	9
GARVIN	I007	MAYSVILLE	MAYSVILLE HS	372315	18.66	24
GARVIN	I009	LINDSAY	LINDSAY HS	372110	19.52	34
GARVIN	I018	PAULS VALLEY	PAULS VALLEY HS	372800	18.57	52
GARVIN	I038	WYNNEWOOD	WYNNEWOOD HS	373990	19.87	39
GARVIN	I072	ELMORE CITY-PERNELL	ELMORE CITY-PERNELL HS	371220	19.19	31
GARVIN	COUNTY MEAN IS				19.00	
GRADY	I001	CHICKASHA	CHICKASHA HS	370718	21.26	122
GRADY	I002	MINCO	MINCO HS	372405	18.60	33
GRADY	I051	NINNEKAH	NINNEKAH HS	372545	19.21	23
GRADY	I056	ALEX	ALEX HS	370075	19.00	36
GRADY	I068	RUSH SPRINGS	RUSH SPRINGS HS	373115	20.19	26
GRADY	I095	BRIDGE CREEK	BRIDGE CREEK HS	370355	19.97	37
GRADY	I097	TUTTLE	TUTTLE HS	373670	20.98	73
GRADY	I099	VERDEN	VERDEN HS	373715	20.13	23
GRADY	I128	AMBER-POCASSET	AMBER-POCASSET HS	370120	21.50	18
GRADY	COUNTY MEAN IS				20.40	
GRANT	I033	WAKITA	WAKITA HS	373770	24.14	14
GRANT	I054	MEDFORD	MEDFORD HS	372355	21.09	11
GRANT	I090	POND CREEK-HUNTER	POND CREEK-HUNTER HS	372910	21.22	22
GRANT	I095	DEER-CREEK LAMONT	DEER CREEK-LAMONT HS	372050	22.30	10
GRANT	COUNTY MEAN IS				22.10	
GREER	I001	MANGUM	MANGUM HS	372215	19.60	28
GREER	I003	GRANITE	GRANITE HS	371525	23.50	10
GREER	COUNTY MEAN IS				20.60	
HARMON	I066	HOLLIS	HOLLIS HS	371775	21.29	24
HARMON	COUNTY MEAN IS				21.30	
HARPER	I001	LAVERNE	LAVERNE HS	372060	20.80	31
HARPER	I004	BUFFALO	BUFFALO HS	370495	20.46	26
HARPER	COUNTY MEAN IS				20.60	
HASKELL	I013	KINTA	KINTA HS	372005	19.00	8
HASKELL	I020	STIGLER	STIGLER HS	373365	20.66	54

Oklahoma State Regents for Higher Education
1999 High School Graduate Mean ACT Scores Based on Highest Score

(* Testers < 6 -- Mean not computed)

COUNTY	DISTNBR	DISTRICT	HIGH SCHOOL	ACTCODE	MEAN ACT	TESTERS
HASKELL	I037	MC CURTAIN	MCCURTAIN HS	372335	20.12	8
HASKELL	I043	KEOTA	KEOTA HS	371965	18.41	12
HASKELL	COUNTY MEAN IS				20.10	
HUGHES	I001	MOSS	MOSS HS	371760	19.61	13
HUGHES	I005	WETUMKA	WETUMKA HS	373900	*	*
HUGHES	I009	DUSTIN	DUSTIN HS	371150	*	*
HUGHES	I035	HOLDENVILLE	HOLDENVILLE HS	371750	19.12	57
HUGHES	I048	CALVIN	CALVIN HS	370555	18.77	9
HUGHES	I054	STUART	STUART HS	373425	17.89	19
HUGHES	COUNTY MEAN IS				18.80	
JACKSON	I001	NAVAJO	NAVAJO HS	370112	21.73	30
JACKSON	I014	DUKE	DUKE HS	371105	19.60	10
JACKSON	I018	ALTUS	ALTUS HS	370105	20.92	149
JACKSON	I025	ELDORADO	ELDORADO HS	371190	18.83	6
JACKSON	I035	OLUSTEE	OLUSTEE HS	372750	16.66	6
JACKSON	I054	BLAIR	BLAIR HS	370345	19.14	7
JACKSON	COUNTY MEAN IS				20.70	
JEFFERSON	I001	RYAN	RYAN HS	373120	18.80	15
JEFFERSON	I014	RINGLING	RINGLING HS	373060	19.75	29
JEFFERSON	I023	WAURIKA	WAURIKA HS	373837	22.16	30
JEFFERSON	COUNTY MEAN IS				20.50	
JOHNSTON	I002	MILL CREEK	MILL CREEK HS	372400	*	*
JOHNSTON	I020	TISHOMINGO	TISHOMINGO HS	373550	19.86	51
JOHNSTON	I029	MILBURN	MILBURN HS	372390	16.60	10
JOHNSTON	I035	COLEMAN	COLEMAN HS	370860	19.00	8
JOHNSTON	I037	WAPANUCKA	WAPANUCKA HS	373795	20.25	8
JOHNSTON	COUNTY MEAN IS				19.40	
KAY	I018	BRAMAN	BRAMAN HS	370445	18.18	11
KAY	I029	NEWKIRK	NEWKIRK HS	372535	19.87	33
KAY	I045	BLACKWELL	BLACKWELL HS	370340	20.90	66
KAY	I071	PONCA CITY	PONCA CITY HS	372895	21.64	222
KAY	I087	TONKAWA	TONKAWA HS	373560	19.15	33
KAY	COUNTY MEAN IS				21.00	

Oklahoma State Regents for Higher Education
1999 High School Graduate Mean ACT Scores Based on Highest Score

(* Testers < 6 -- Mean not computed)

COUNTY	DISTNBR	DISTRICT	HIGH SCHOOL	ACTCODE	MEAN ACT	TESTERS
KINGFISHER	I002	DOVER	DOVER HS	371080	18.58	12
KINGFISHER	I003	LOMEGA	LOMEGA HS	372760	20.88	9
KINGFISHER	I007	KINGFISHER	KINGFISHER HS	371995	20.51	74
KINGFISHER	I016	HENNESSEY	HENNESSEY HS	371675	20.96	27
KINGFISHER	I089	CASHION	CASHION HS	370645	22.11	18
KINGFISHER	I105	OKARCHE	OKARCHE HS	372607	21.22	27
KINGFISHER	COUNTY MEAN IS				20.80	
KIOWA	I001	HOBART	HOBART HS	371740	19.81	49
KIOWA	I002	LONE WOLF	LONE WOLF HS	372135	18.36	11
KIOWA	I003	MOUNTAIN VIEW	MT. VIEW-GOTEBO HS	372455	20.45	24
KIOWA	I004	SNYDER	SNYDER HS	373305	17.91	23
KIOWA	COUNTY MEAN IS				19.40	
LATIMER	I001	WILBURTON	WILBURTON HS	373930	20.72	37
LATIMER	I002	RED OAK	RED OAK HS	373030	20.50	8
LATIMER	I003	BUFFALO VALLEY	BUFFALO VALLEY HS	373470	18.15	13
LATIMER	I004	PANOLA	PANOLA HS	372798	21.18	11
LATIMER	COUNTY MEAN IS				20.30	
LE FLORE	I002	SPIRO	SPIRO HS	373340	18.17	47
LE FLORE	I003	HEAVENER	HEAVENER HS	371660	20.70	34
LE FLORE	I007	POCOLA	POCOLA HS	372887	19.44	25
LE FLORE	I016	LE FLORE	LEFLORE HS	372085	17.60	10
LE FLORE	I017	CAMERON	CAMERON HS	370565	17.75	12
LE FLORE	I020	PANAMA	PANAMA HS	372795	18.50	20
LE FLORE	I026	BOKOSHE	BOKOSHE HS	370395	18.93	16
LE FLORE	I029	POTEAU	POTEAU HS	372930	22.43	53
LE FLORE	I049	WISTER	WISTER HS	373965	17.85	7
LE FLORE	I052	TALIHINA	TALIHINA HS	373475	21.47	17
LE FLORE	I062	WHITESBORO	WHITESBORO HS	373925	17.42	7
LE FLORE	I067	HOWE	HOWE HS	371825	*	*
LE FLORE	I091	ARKOMA	ARKOMA HS	370203	18.84	13
LE FLORE	COUNTY MEAN IS				19.70	
LINCOLN	I001	CHANDLER	CHANDLER HS	370675	22.21	55
LINCOLN	I003	DAVENPORT	DAVENPORT HS	370995	18.55	20

Oklahoma State Regents for Higher Education
1999 High School Graduate Mean ACT Scores Based on Highest Score

(* Testers < 6 -- Mean not computed)

COUNTY	DISTNBR	DISTRICT	HIGH SCHOOL	ACTCODE	MEAN ACT	TESTERS
LINCOLN	I004	WELLSTON	WELLSTON HS	373885	19.73	34
LINCOLN	I054	STROUD	STROUD HS	373415	20.22	35
LINCOLN	I095	MEEKER	MEEKER HS	372360	19.86	52
LINCOLN	I103	PRAGUE	PRAGUE HS	372940	20.48	50
LINCOLN	I105	CARNEY	CARNEY HS	370620	*	*
LINCOLN	I134	AGRA	AGRA HS	370055	*	*
LINCOLN	COUNTY MEAN IS				20.40	
LOGAN	I001	GUTHRIE	GUTHRIE HS	371565	20.64	147
LOGAN	I002	CRESCENT	CRESCENT HS	370945	18.76	21
LOGAN	I003	MULHALL-ORLANDO	MULHALL-ORLANDO HS	372775	20.07	13
LOGAN	I014	COYLE	COYLE HS	370930	17.53	15
LOGAN	COUNTY MEAN IS				20.20	
LOVE	I004	THACKERVILLE	THACKERVILLE HS	373525	20.45	11
LOVE	I005	TURNER	TURNER HS	370510	21.10	10
LOVE	I016	MARIETTA	MARIETTA HS	372255	19.87	40
LOVE	COUNTY MEAN IS				20.20	
MAJOR	I001	RINGWOOD	RINGWOOD HS	373070	22.00	22
MAJOR	I004	ALINE-CLEO	ALINE-CLEO HS	370085	19.05	17
MAJOR	I084	FAIRVIEW	FAIRVIEW HS	371280	23.00	67
MAJOR	I092	CIMARRON	CIMARRON HS	372045	20.29	17
MAJOR	I999	UNKNOWN DISTRICT	MARANATHA CHRISTIAN ACADEMY	370369	*	*
MAJOR	COUNTY MEAN IS				21.90	
MARSHAL	I002	MADILL	MADILL HS	372185	19.84	39
MARSHAL	I003	KINGSTON	KINGSTON HS	372000	19.90	31
MARSHAL	COUNTY MEAN IS				19.90	
MAYES	I001	PRYOR	PRYOR HS	372955	21.25	120
MAYES	I002	ADAIR	ADAIR HS	370030	20.06	47
MAYES	I016	SALINA	SALINA HS	373140	18.00	34
MAYES	I017	LOCUST GROVE	LOCUST GROVE HS	372125	18.59	37
MAYES	I032	CHOUTEAU-MAZIE	CHOUTEAU-MAZIE HS	370765	19.55	34
MAYES	COUNTY MEAN IS				20.10	
MC CLAIN	I001	NEWCASTLE	NEWCASTLE HS	372530	19.76	63

Oklahoma State Regents for Higher Education
1999 High School Graduate Mean ACT Scores Based on Highest Score

(* Testers < 6 -- Mean not computed)

COUNTY	DISTNBR	DISTRICT	HIGH SCHOOL	ACTCODE	MEAN ACT	TESTERS
MC CLAIN	I002	DIBBLE	DIBBLE HS	371058	17.25	24
MC CLAIN	I005	WASHINGTON	WASHINGTON HS	373805	20.76	30
MC CLAIN	I010	WAYNE	WAYNE HS	373840	19.85	27
MC CLAIN	I015	PURCELL	PURCELL HS	372965	21.01	52
MC CLAIN	I029	BLANCHARD	BLANCHARD HS	370353	21.37	62
MC CLAIN	COUNTY MEAN IS				20.30	
MC CURTAIN	I005	IDABEL	IDABEL HS	371870	19.21	64
MC CURTAIN	I006	HAWORTH	HAWORTH HS	371635	19.37	24
MC CURTAIN	I011	VALLIANT	VALLIANT HS	373695	18.95	42
MC CURTAIN	I013	EAGLETOWN	EAGLETOWN HS	371155	18.44	9
MC CURTAIN	I014	SMITHVILLE	SMITHVILLE HS	373300	19.78	14
MC CURTAIN	I039	WRIGHT CITY	WRIGHT CITY HS	373980	19.00	19
MC CURTAIN	I071	BATTIEST	BATTIEST HS	370275	17.94	17
MC CURTAIN	I074	BROKEN BOW	BROKEN BOW HS	370478	20.13	65
MC CURTAIN	COUNTY MEAN IS				19.30	
MC INTOSH	I001	EUFAULA	EUFAULA HS	371265	18.57	38
MC INTOSH	I019	CHECOTAH	CHECOTAH HS	370690	21.30	59
MC INTOSH	I027	MIDWAY	MIDWAY HS	370910	*	*
MC INTOSH	I064	HANNA	HANNA HS	371590	13.50	6
MC INTOSH	COUNTY MEAN IS				19.70	
MURRAY	I001	SULPHUR	SULPHUR HS	373435	19.60	56
MURRAY	I010	DAVIS	DAVIS HS	371015	19.06	33
MURRAY	COUNTY MEAN IS				19.40	
MUSKOGEE	H000	PARKVIEW SCHOOL FOR THE BLIND	PARKVIEW SCHOOL FOR THE BLIND	372494	19.57	7
MUSKOGEE	I002	HASKELL	HASKELL HS	371625	19.00	25
MUSKOGEE	I003	FT GIBSON	FORT GIBSON HS	371340	20.90	86
MUSKOGEE	I004	BOYNTON	BOYNTON HS	370425	*	*
MUSKOGEE	I006	WEBBERS FALLS	WEBBERS FALLS HS	373855	20.71	7
MUSKOGEE	I008	OKTAHA	OKTAHA HS	372735	18.81	32
MUSKOGEE	I017	MOTON	MOTON HS	373450	*	*
MUSKOGEE	I020	MUSKOGEE	MUSKOGEE HS	372485	20.19	184
MUSKOGEE	I029	HILLDALE	HILLDALE HS	372483	21.56	55
MUSKOGEE	I046	BRAGGS	BRAGGS HS	370440	18.33	6
MUSKOGEE	I074	WARNER	WARNER HS	373800	20.70	51

Oklahoma State Regents for Higher Education
1999 High School Graduate Mean ACT Scores Based on Highest Score

(* Testers < 6 -- Mean not computed)

COUNTY	DISTNBR	DISTRICT	HIGH SCHOOL	ACTCODE	MEAN ACT	TESTERS
MUSKOGEE	I088	PORUM	PORUM HS	372925	18.50	12
MUSKOGEE	COUNTY MEAN IS				20.30	
NOBLE	I001	PERRY	PERRY HS	372850	20.72	54
NOBLE	I002	BILLINGS	BILLINGS HS	370320	17.64	14
NOBLE	I004	FRONTIER	FRONTIER HS	372265	20.41	17
NOBLE	I006	MORRISON	MORRISON HS	372435	19.94	17
NOBLE	COUNTY MEAN IS				20.10	
NOWATA	I003	OKLAHOMA UNION	LENAPAH HS	372095	18.55	27
NOWATA	I040	NOWATA	NOWATA HS	372570	18.66	30
NOWATA	I051	SOUTH COFFEYVILLE	SOUTH COFFEYVILLE HS	373313	*	*
NOWATA	COUNTY MEAN IS				18.60	
OKFUSKEE	I002	MASON	MASON HS	372290	17.75	8
OKFUSKEE	I013	BOLEY	BOLEY HS	370400	14.83	6
OKFUSKEE	I014	PADEN	PADEN HS	372790	17.92	14
OKFUSKEE	I026	OKEMAH	OKEMAH HS	372630	21.00	31
OKFUSKEE	I031	WELEETKA	WELEETKA HS	373875	18.15	19
OKFUSKEE	I032	GRAHAM	GRAHAM HS	373870	*	*
OKFUSKEE	COUNTY MEAN IS				19.00	
OKLAHOMA	I000	OKLAHOMA SCHOOL OF SCI & MATH	OKLAHOMA SCHOOL OF SCI & MATH	372684	30.74	83
OKLAHOMA	I001	PUTNAM CITY	PUTNAM CITY HS	372690	21.00	233
OKLAHOMA	I001	PUTNAM CITY	PUTNAM CITY NORTH HS	372691	22.67	412
OKLAHOMA	I001	PUTNAM CITY	PUTNAM CITY WEST HS	372692	21.74	203
OKLAHOMA	I003	LUTHER	LUTHER HS	372170	19.61	26
OKLAHOMA	I004	CHOCTAW/NICOMA PARK	CHOCTAW HS	370760	20.88	225
OKLAHOMA	I006	DEER CREEK	DEER CREEK HS	371180	22.54	70
OKLAHOMA	I007	HARRAH	HARRAH HS	371605	20.65	99
OKLAHOMA	I009	JONES	JONES HS	371920	21.36	41
OKLAHOMA	I012	EDMOND	MEMORIAL HS	371185	22.92	351
OKLAHOMA	I012	EDMOND	NORTH HS	371186	22.60	303
OKLAHOMA	I012	EDMOND	SANTA FE HS	371188	22.68	270
OKLAHOMA	I037	MILLWOOD	MILLWOOD HS	372674	16.50	48
OKLAHOMA	I041	WESTERN HEIGHTS	WESTERN HEIGHTS HS	372699	18.68	108
OKLAHOMA	I052	MWC/DEL CITY	CARL ALBERT HS	372378	21.83	179
OKLAHOMA	I052	MWC/DEL CITY	DEL CITY HS	372380	20.62	214

Oklahoma State Regents for Higher Education
1999 High School Graduate Mean ACT Scores Based on Highest Score

(* Testers < 6 -- Mean not computed)

COUNTY	DISTNBR	DISTRICT	HIGH SCHOOL	ACTCODE	MEAN ACT	TESTERS
OKLAHOMA	I052	MWC/DEL CITY	MIDWEST CITY HS	372385	20.38	224
OKLAHOMA	I053	CROOKED OAK	CROOKED OAK HS	372655	17.46	13
OKLAHOMA	I088	BETHANY	BETHANY HS	370310	20.86	46
OKLAHOMA	I089	OKLA CITY	CAPITOL HILL HS	372635	18.21	14
OKLAHOMA	I089	OKLA CITY	CLASSEN HS OF ADVANCE STUDY	372651	23.78	82
OKLAHOMA	I089	OKLA CITY	DOUGLASS HS	372660	15.71	46
OKLAHOMA	I089	OKLA CITY	EMERSON ALTERNATIVE	372662	16.33	12
OKLAHOMA	I089	OKLA CITY	JOHN MARSHALL HS	372670	17.10	76
OKLAHOMA	I089	OKLA CITY	NE ACADEMY FOR HEALTH	372680	17.98	76
OKLAHOMA	I089	OKLA CITY	NORTHWEST CLASSEN HS	372685	18.46	83
OKLAHOMA	I089	OKLA CITY	SOUTHEAST HS	372695	18.10	80
OKLAHOMA	I089	OKLA CITY	STAR SPENCER HS	372696	16.42	40
OKLAHOMA	I089	OKLA CITY	U. S. GRANT HS	372698	17.58	75
OKLAHOMA	I999	OKLA CITY	OKLAHOMA CHRISTIAN SCHOOL	371187	23.05	36
OKLAHOMA	I999	OKLA. CITY	OKC CHRISTIAN ACADEMY	372686	*	*
OKLAHOMA	P000	OKLAHOMA CHRISTIAN	OKLAHOMA CHRISTAN SCHOOL	371181	*	*
OKLAHOMA	P000	CASADY SCHOOL	CASADY HS	372640	24.95	42
OKLAHOMA	P000	LIFE CHRISTIAN SCHOOL	LIFE CHRISTIAN SCHOOL	372668	21.00	9
OKLAHOMA	P009	HERITAGE HALL UPPER SCHOOL	HERITAGE HALL UPPER SCHOOL	372669	23.76	52
OKLAHOMA	P010	MOUNT SAINT MARY HS	MOUNT SAINT MARY HS	372675	20.60	45
OKLAHOMA	P011	BISHOP MCGUINNESS HS	BISHOP MCGUINNESS HS	372645	22.95	155
OKLAHOMA	P013	CHRISTIAN HERITAGE	CHRISTIAN HERITAGE ACADEMY	372647	22.80	51
OKLAHOMA		COUNTY MEAN IS			21.50	
OKMULGEE	I001	OKMULGEE	OKMULGEE HS	372710	17.77	83
OKMULGEE	I002	HENRYETTA	HENRYETTA HS	371685	20.90	53
OKMULGEE	I003	MORRIS	MORRIS HS	372432	19.31	57
OKMULGEE	I004	BEGGS	BEGGS HS	370290	18.80	36
OKMULGEE	I005	PRESTON	PRESTON HS	372945	19.87	24
OKMULGEE	I006	SCHULTER	SCHULTER HS	373190	*	*
OKMULGEE	I007	WILSON	WILSON HS	371700	17.15	13
OKMULGEE	I008	DEWAR	DEWAR HS	371050	18.61	13
OKMULGEE		COUNTY MEAN IS			19.00	
OSAGE	I002	PAWHUSKA	PAWHUSKA HS	372820	19.21	46
OSAGE	I011	SHIDLER	SHIDLER HS	373280	17.86	15
OSAGE	I029	BARNSDALL	BARNSDALL HS	370260	17.33	15
OSAGE	I030	WYNONA	WYNONA HS	374000	*	*

Oklahoma State Regents for Higher Education
1999 High School Graduate Mean ACT Scores Based on Highest Score

(* Testers < 6 -- Mean not computed)

COUNTY	DISTNBR	DISTRICT	HIGH SCHOOL	ACTCODE	MEAN ACT	TESTERS
OSAGE	I038	HOMINY	HOMINY HS	371805	18.17	35
OSAGE	I050	PRUE	PRUE HS	372950	19.50	10
OSAGE	I090	WOODLAND	WOODLAND HS	371270	19.44	18
OSAGE	COUNTY MEAN IS				18.70	
OTTAWA	I001	WYANDOTTE	WYANDOTTE HS	373985	22.09	11
OTTAWA	I014	QUAPAW	QUAPAW HS	372975	19.28	21
OTTAWA	I015	PICHER-CARDIN	PICHER-CARDIN HS	372860	19.00	13
OTTAWA	I018	COMMERCE	COMMERCE HS	370880	19.35	37
OTTAWA	I023	MIAMI	MIAMI HS	372375	20.75	89
OTTAWA	I026	AFTON	AFTON HS	370050	20.07	13
OTTAWA	I031	FAIRLAND	FAIRLAND HS	371275	20.22	22
OTTAWA	COUNTY MEAN IS				20.20	
PAWNEE	I001	PAWNEE	PAWNEE HS	372825	19.72	47
PAWNEE	I006	CLEVELAND	CLEVELAND HS	370805	20.25	80
PAWNEE	COUNTY MEAN IS				20.10	
PAYNE	I003	RIPLEY	RIPLEY HS	373075	19.76	21
PAYNE	I016	STILLWATER	STILLWATER HS	373370	22.74	266
PAYNE	I056	PERKINS-TRYON	PERKINS-TRYON HS	372835	19.57	35
PAYNE	I067	CUSHING	CUSHING HS	370965	20.58	99
PAYNE	I101	GLENCOE	GLENCOE HS	371465	20.64	17
PAYNE	I103	YALE	YALE HS	374005	17.70	31
PAYNE	COUNTY MEAN IS				21.30	
PITTSBURG	I001	HARTSHORNE	HARTSHORNE HS	371610	16.57	38
PITTSBURG	I002	CANADIAN	CANADIAN HS	370570	18.68	19
PITTSBURG	I011	HAILEYVILLE	HAILEYVILLE HS	371580	18.81	16
PITTSBURG	I014	KIOWA	KIOWA HS	372015	17.23	13
PITTSBURG	I017	QUINTON	QUINTON HS	372990	17.94	17
PITTSBURG	I025	INDIANOLA	INDIANOLA HS	371880	19.71	14
PITTSBURG	I028	CROWDER	CROWDER HS	370955	20.30	20
PITTSBURG	I030	SAVANNA	SAVANNA HS	373180	19.22	27
PITTSBURG	I063	PITTSBURG	PITTSBURG HS	372875	*	*
PITTSBURG	I080	MC ALESTER	MCALESTER HS	372320	19.92	130
PITTSBURG	COUNTY MEAN IS				19.10	

Oklahoma State Regents for Higher Education
1999 High School Graduate Mean ACT Scores Based on Highest Score

(* Testers < 6 -- Mean not computed)

COUNTY	DISTNBR	DISTRICT	HIGH SCHOOL	ACTCODE	MEAN ACT	TESTERS
PONTOTOC	I001	ALLEN	ALLEN HS	370090	19.22	22
PONTOTOC	I009	VANOSS	VANOSS HS	373700	20.71	21
PONTOTOC	I016	BYNG	BYNG HS	370005	20.77	45
PONTOTOC	I019	ADA	ADA HS	370003	21.13	121
PONTOTOC	I022	MC LISH	MCLISH HS	371310	*	*
PONTOTOC	I024	LATTA	LATTA HS	370020	20.55	36
PONTOTOC	I030	STONEWALL	STONEWALL HS	373395	19.16	12
PONTOTOC	I037	ROFF	ROFF HS	373085	18.43	16
PONTOTOC	COUNTY MEAN IS				20.50	
POTTAWATOMIE	I001	MC LOUD	MLOUD HS	372340	19.80	75
POTTAWATOMIE	I002	DALE	DALE HS	370990	20.71	21
POTTAWATOMIE	I003	BETHEL	BETHEL HS	373255	20.60	46
POTTAWATOMIE	I004	MACOMB	MACOMB HS	372180	20.36	11
POTTAWATOMIE	I005	EARLSBORO	EARLSBORO HS	371165	19.00	12
POTTAWATOMIE	I092	TECUMSEH	TECUMSEH HS	373490	19.71	91
POTTAWATOMIE	I093	SHAWNEE	SHAWNEE HS	373278	20.95	145
POTTAWATOMIE	I093	SHAWNEE	WASHINGTON ACADEMY	373279	*	*
POTTAWATOMIE	I112	ASHER	ASHER HS	370210	20.80	10
POTTAWATOMIE	I115	WANETTE	WANETTE HS	373785	18.14	7
POTTAWATOMIE	I117	MAUD	MAUD HS	372300	15.08	12
POTTAWATOMIE	COUNTY MEAN IS				20.10	
PUSHMATAHA	I001	RATTAN	RATTAN HS	373015	19.27	22
PUSHMATAHA	I010	CLAYTON	CLAYTON HS	370790	19.60	20
PUSHMATAHA	I013	ANTLERS	ANTLERS HS	370150	20.66	42
PUSHMATAHA	I022	MOYERS	MOYERS HS	372460	17.88	9
PUSHMATAHA	COUNTY MEAN IS				19.80	
ROGER MILL	I003	LEEDEY	LEEDEY HS	372080	23.25	12
ROGER MILL	I006	REYDON	REYDON HS	373050	20.33	12
ROGER MILL	I007	CHEYENNE	CHEYENNE HS	370715	24.80	15
ROGER MILL	I015	SWEETWATER	SWEETWATER HS	373445	*	*
ROGER MILL	I066	HAMMON	HAMMON HS	371585	18.16	12
ROGER MILL	COUNTY MEAN IS				21.40	
ROGERS	I001	CLAREMORE	CLAREMORE HS	370770	22.43	168
ROGERS	I002	CATOOSA	CATOOSA HS	370650	19.92	83

Oklahoma State Regents for Higher Education
1999 High School Graduate Mean ACT Scores Based on Highest Score

(* Testers < 6 -- Mean not computed)

COUNTY	DISTNBR	DISTRICT	HIGH SCHOOL	ACTCODE	MEAN ACT	TESTERS
ROGERS	I003	CHELSEA	CHELSEA HS	370700	19.92	27
ROGERS	I004	OOLOGAH-TALALA	OOLOGAH-TALALA HS	372765	20.42	89
ROGERS	I005	INOLA	INOLA HS	371885	18.96	50
ROGERS	I006	SEQUOYAH	SEQUOYAH HS	370780	19.66	62
ROGERS	I007	FOYIL	FOYIL HS	371380	16.86	15
ROGERS	COUNTY MEAN IS				20.60	
SEMINOLE	I001	SEMINOLE	SEMINOLE HS	373210	21.04	49
SEMINOLE	I002	WEWOKA	WEWOKA HS	373915	20.51	27
SEMINOLE	I003	BOWLEGS	BOWLEGS HS	370415	16.94	19
SEMINOLE	I004	KONAWA	KONAWA HS	372030	18.82	40
SEMINOLE	I006	NEW LIMA	NEW LIMA HS	372540	*	*
SEMINOLE	I007	VARNUM	VARNUM HS	373225	*	*
SEMINOLE	I010	SASAKWA	SASAKWA HS	373175	*	*
SEMINOLE	I014	STROTHER	STROTHER HS	373220	18.57	21
SEMINOLE	I015	BUTNER	BUTNER HS	370948	19.66	18
SEMINOLE	COUNTY MEAN IS				19.60	
SEQUOYAH	I001	SALLISAW	SALLISAW HS	373150	21.00	62
SEQUOYAH	I002	VIAN	VIAN HS	373725	19.61	26
SEQUOYAH	I003	MULDROW	MULDROW HS	372470	20.68	61
SEQUOYAH	I004	GANS	GANS HS	371415	*	*
SEQUOYAH	I005	ROLAND	ROLAND HS	373090	19.20	50
SEQUOYAH	I006	GORE	GORE HS	371485	20.54	22
SEQUOYAH	I007	CENTRAL	CENTRAL HS	373145	21.25	12
SEQUOYAH	COUNTY MEAN IS				20.30	
STEPHENS	I001	DUNCAN	DUNCAN HS	371109	20.81	183
STEPHENS	I002	COMANCHE	COMANCHE HS	370875	19.40	45
STEPHENS	I003	MARLOW	MARLOW HS	372275	20.37	69
STEPHENS	I015	VELMA-ALMA	VELMA-ALMA HS	373705	20.21	28
STEPHENS	I021	EMPIRE	EMPIRE HS	371115	19.55	20
STEPHENS	I034	CENTRAL HIGH	CENTRAL HIGH HS	372270	20.00	21
STEPHENS	I042	BRAY-DOYLE	BRAY-DOYLE HS	370450	19.71	14
STEPHENS	COUNTY MEAN IS				20.40	
TEXAS	I008	GUYMON	GUYMON HS	371570	21.26	99
TEXAS	I015	HARDESTY	HARDESTY HS	371600	*	*

Oklahoma State Regents for Higher Education
1999 High School Graduate Mean ACT Scores Based on Highest Score

(* Testers < 6 -- Mean not computed)

COUNTY	DISTNBR	DISTRICT	HIGH SCHOOL	ACTCODE	MEAN ACT	TESTERS
TEXAS	I023	HOOKER	HOOKER HS	371820	20.48	33
TEXAS	I053	TYRONE	TYRONE HS	373675	*	*
TEXAS	I060	GOODWELL	GOODWELL HS	371480	21.44	9
TEXAS	I061	TEXHOMA	TEXHOMA HS	373515	18.12	8
TEXAS	COUNTY MEAN IS				20.90	
TILLMAN	I008	TIPTON	TIPTON HS	373535	17.50	18
TILLMAN	I009	DAVIDSON	DAVIDSON HS	371000	18.33	9
TILLMAN	I158	FREDERICK	FREDERICK HS	371395	20.82	41
TILLMAN	I249	GRANDFIELD	GRANDFIELD HS	371515	20.00	17
TILLMAN	COUNTY MEAN IS				19.70	
TULSA	B000	TULSA	VICTORY CHRISTIAN HS	373642	21.35	37
TULSA	I001	TULSA	WASHINGTON HS	373590	22.54	259
TULSA	I001	TULSA	CENTRAL HS	373600	17.38	76
TULSA	I001	TULSA	WEBSTER HS	373605	18.66	48
TULSA	I001	TULSA	EAST CENTRAL HS	373610	18.98	123
TULSA	I001	TULSA	MCLAIN HS	373627	14.46	26
TULSA	I001	TULSA	MEMORIAL HS	373628	21.55	141
TULSA	I001	TULSA	HALE HS	373632	18.82	115
TULSA	I001	TULSA	EDISON HS	373638	21.28	118
TULSA	I001	TULSA	ROGERS HS	373640	18.30	73
TULSA	I002	SAND SPRINGS	CHARLES PAGE HS/L.E. RADER	373160	21.15	184
TULSA	I003	BROKEN ARROW	BROKEN ARROW HS	370470	21.52	652
TULSA	I004	BIXBY	BIXBY HS	370330	21.90	137
TULSA	I005	JENKS	JENKS HS	371905	23.57	443
TULSA	I006	COLLINSVILLE	COLLINSVILLE HS	370865	18.98	56
TULSA	I007	SKIATOOK	SKIATOOK HS	373285	19.71	80
TULSA	I008	SPERRY	SPERRY HS	373330	19.86	29
TULSA	I009	UNION	UNION HS	370475	22.22	525
TULSA	I010	BERRYHILL	BERRYHILL HS	373585	20.13	53
TULSA	I011	OWASSO	OWASSO HS	372785	22.28	278
TULSA	I013	GLENPOOL	GLENPOOL HS	371470	20.41	85
TULSA	I014	LIBERTY	LIBERTY HS	372438	19.37	16
TULSA	P000	TRINITY CHRISTIAN SCHOOL	TRINITY CHRISTIAN SCHOOL	370482	24.85	7
TULSA	P000	GRACE FELLOWSHIP CHRISTIAN	GRACE FELLOWSHIP CHRISTIAN	373613	24.09	21
TULSA	P005	BISHOP KELLEY SCHOOL	BISHOP KELLEY SCHOOL	373620	23.17	189
TULSA	P006	CASCIA HALL SCHOOL	CASCIA HALL SCHOOL	373595	23.98	90

Oklahoma State Regents for Higher Education
1999 High School Graduate Mean ACT Scores Based on Highest Score

(* Testers < 6 -- Mean not computed)

COUNTY	DISTNBR	DISTRICT	HIGH SCHOOL	ACTCODE	MEAN ACT	TESTERS
TULSA	P015	METRO CHRISTIAN ACADEMY	METRO CHRISTIAN ACADEMY	373626	22.75	72
TULSA	P021	HOLLAND HALL SCHOOL	HOLLAND HALL SCHOOL	373615	26.71	70
TULSA	COUNTY MEAN IS				21.70	
WAGONER	I001	OKAY	OKAY HS	372610	18.88	9
WAGONER	I017	COWETA	COWETA HS	370920	20.40	96
WAGONER	I019	WAGONER	WAGONER HS	373755	20.20	77
WAGONER	I365	PORTER CONSOLIDATED	PORTER CONSOLIDATED H	372920	18.63	11
WAGONER	COUNTY MEAN IS				20.20	
WASHINGTON	I004	COPAN	COPAN HS	370895	19.56	23
WASHINGTON	I007	DEWEY	DEWEY HS	371055	19.30	52
WASHINGTON	I018	CANEY VALLEY	CANEY VALLEY HS	373000	20.71	35
WASHINGTON	I030	BARTLESVILLE	BARTLESVILLE HS	370265	22.57	317
WASHINGTON	COUNTY MEAN IS				21.90	
WASHITA	I001	SENTINEL	BLANCHE THOMAS HS	373230	21.69	26
WASHITA	I009	WASHITA HEIGHTS	WASHITA HEIGHTS HS	370905	20.42	7
WASHITA	I010	BURNS FLAT-DILL CITY	BURNS FLAT-DILL CITY	370515	20.81	32
WASHITA	I011	CANUTE	CANUTE HS	370585	17.35	14
WASHITA	I078	CORDELL	CORDELL HS	370900	20.75	32
WASHITA	P001	CORN BIBLE ACADEMY	CORN BIBLE ACADEMY HS	370903	24.00	19
WASHITA	COUNTY MEAN IS				21.00	
WOODS	I001	ALVA	ALVA HS	370115	20.57	56
WOODS	I003	WAYNOKA	WAYNOKA HS	373845	21.12	16
WOODS	I006	FREEDOM	FREEDOM HS	371405	*	*
WOODS	COUNTY MEAN IS				20.90	
WOODWARD	I001	WOODWARD	WOODWARD HS	373970	20.52	123
WOODWARD	I002	MOORELAND	MOORELAND HS	372420	17.84	19
WOODWARD	I003	SHARON-MUTUAL	SHARON-MUTUAL HS	372505	20.30	13
WOODWARD	I005	FORT SUPPLY	FORT SUPPLY HS	371355	16.25	8
WOODWARD	COUNTY MEAN IS				20.00	
TOTAL STUDENTS TESTED						24,800
STATE COMPUTED MEAN					20.8	
ACT COMPUTED MEAN					20.6	

TABLE 4 MEAN ACT SCORES, FREQUENCY DISTRIBUTIONS, AND CUMULATIVE PERCENTAGES
FOR ALL STUDENTS (STUDENT COUNT = 26455)

STD SCORE	ACT ENGLISH		ACT MATHEMATICS		ACT READING		ACT SCI REASONING		ACT COMPOSITE	
	FREQ	PB	FREQ	PB	FREQ	PB	FREQ	PB	FREQ	PB
36	27	99	40	99	129	99	41	99	2	99
35	87	99	31	99	258	99	36	99	19	99
34	196	99	72	99	321	99	140	99	61	99
33	181	99	97	99	332	97	42	99	124	99
32	227	98	208	99	481	96	143	99	173	99
31	257	97	293	98	282	94	135	98	258	99
30	596	96	367	97	532	93	191	98	390	98
29	651	94	441	96	653	91	373	97	464	96
28	777	92	542	94	1045	89	440	96	676	94
27	954	89	725	92	1068	85	783	94	885	92
26	1053	85	781	89	1041	81	972	91	996	88
25	1229	81	1097	86	1007	77	1254	88	1226	85
24	1428	76	1074	82	1798	73	1538	83	1433	80
23	1318	71	1086	78	1219	66	2024	77	1693	75
22	1744	66	1434	74	1673	62	2416	69	1934	68
21	1786	59	1272	69	2058	55	2011	60	2114	61
20	1984	53	1709	64	1496	47	2592	53	2151	53
19	2015	45	2168	57	1359	42	2257	43	2286	45
18	1914	38	2716	49	1341	37	2286	34	2202	36
17	1434	30	2877	39	1644	32	2109	26	1957	28
16	1643	25	2727	28	1388	25	1692	18	1833	20
15	1347	19	2236	18	1347	20	1006	11	1423	13
14	829	14	1502	9	1293	15	686	7	1023	8
13	769	11	569	4	1000	10	688	5	685	4
12	631	8	280	1	976	6	290	2	315	2
11	516	5	101	1	430	3	183	1	104	1
10	371	3	9	1	154	1	91	1	15	1
9	330	2	1	1	70	1	26	1	3	1
8	143	1	0	1	32	1	8	1	0	1
7	42	1	0	1	12	1	1	1	0	1
6	5	1	0	1	9	1	1	1	0	1
5	1	1	0	1	6	1	0	1	0	1
4	0	1	0	1	1	1	0	1	0	1
3	0	1	0	1	0	1	0	1	0	1
2	0	1	0	1	0	1	0	1	0	1
1	0	1	0	1	0	1	0	1	0	1

FREQUENCIES AND PERCENTAGES OF SCORES IN FOUR INTERVALS

33-36	491	2	240	1	1040	4	259	1	206	1
28-32	2506	9	1851	7	2993	11	1282	5	1961	7
24-27	4664	18	3677	14	4914	19	4547	17	4550	17
20-23	6832	26	5501	21	6446	24	9043	34	7892	30
16-19	7006	26	10488	40	5732	22	8344	32	8278	31
01-15	4854	19	4698	18	5330	20	2980	11	3568	13
MEAN(SD)	20.4(5.5)		19.8(4.7)		21.0(5.9)		20.5(4.4)		20.6(4.6)	

TABLE 4 MEAN ACT SCORES, FREQUENCY DISTRIBUTIONS, AND CUMULATIVE PERCENTAGES FOR ALL STUDENTS (STUDENT COUNT = 1019053)

STD SCORE	ACT ENGLISH		ACT MATHEMATICS		ACT READING		ACT SCI REASONING		ACT COMPOSITE	
	FREQ	PB	FREQ	PB	FREQ	PB	FREQ	PB	FREQ	PB
36	754	99	1567	99	6445	99	2176	99	85	99
35	2227	99	1711	99	11004	99	1982	99	739	99
34	7319	99	4312	99	13497	98	4606	99	2097	99
33	6777	99	4763	99	14560	97	3347	99	4498	99
32	7394	98	10971	99	17439	96	7692	99	7895	99
31	10520	98	16529	98	14092	94	5497	98	12250	98
30	22975	97	19674	96	23161	92	10961	98	18298	97
29	25813	94	21427	94	30402	90	18381	96	23350	95
28	34021	92	27461	92	43581	87	22573	95	31953	93
27	40152	88	40661	89	44122	83	38380	92	39264	90
26	41193	85	43624	85	39608	79	46422	89	46708	86
25	50121	80	52230	81	40874	75	53247	84	54802	82
24	58647	76	49272	76	70408	71	66449	79	62125	76
23	52408	70	49130	71	46290	64	76751	72	67674	70
22	67452	65	62208	66	63526	59	96610	65	74444	64
21	63842	58	54548	60	78778	53	77301	55	79820	56
20	78014	52	65818	55	55810	45	91816	48	81727	48
19	75635	44	78994	48	51180	40	81419	39	79807	40
18	67933	37	95059	41	50636	35	85901	31	77008	33
17	53860	30	91546	31	57930	30	71839	22	69268	25
16	61743	25	86071	22	48244	24	53177	15	59943	18
15	50376	19	66897	14	51141	19	34913	10	48449	12
14	33806	14	44124	7	46246	14	24339	7	35969	8
13	28747	10	18378	3	36427	10	21623	4	23846	4
12	25267	8	8536	1	35397	6	10392	2	12035	2
11	19446	5	2896	1	16967	3	6246	1	3918	1
10	13041	3	441	1	5853	1	3542	1	859	1
9	11610	2	116	1	3048	1	958	1	173	1
8	5249	1	36	1	1205	1	320	1	31	1
7	1952	1	25	1	522	1	101	1	11	1
6	522	1	12	1	359	1	40	1	4	1
5	169	1	11	1	139	1	29	1	2	1
4	32	1	0	1	27	1	1	1	1	1
3	9	1	4	1	25	1	16	1	0	1
2	3	1	0	1	8	1	0	1	0	1
1	2	1	1	1	2	1	6	1	0	1

FREQUENCIES AND PERCENTAGES OF SCORES IN FOUR INTERVALS

33-36	17077	2	12353	1	45506	4	12111	1	7419	1
28-32	100723	10	96062	9	128675	13	65104	6	93746	9
24-27	190113	19	185787	18	195112	19	204498	20	202899	20
20-23	261716	26	231704	23	244404	24	342478	34	303665	30
16-19	259191	25	351670	35	207990	20	292336	29	286026	28
01-15	190233	19	141477	14	197366	19	102526	10	125298	12
MEAN(SD)	20.5(5.5)		20.7(5.0)		21.4(6.0)		21.0(4.5)		21.0(4.7)	