

2024 HIGHER EDUCATION IMPACT

OKLAHOMA STATE REGENTS FOR HIGHER EDUCATION
Improving our future by degrees



DISTRICT 70


LANGSTON UNIVERSITY • NORTHEASTERN STATE UNIVERSITY • OKLAHOMA STATE UNIVERSITY CENTER FOR HEALTH SCIENCES • OKLAHOMA STATE UNIVERSITY-TULSA • UNIVERSITY OF OKLAHOMA-TULSA • TULSA COMMUNITY COLLEGE

HIGHER EDUCATION IN OKLAHOMA

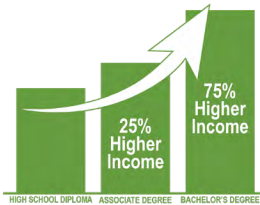
Nearly 196,000 students enrolled annually



Over 37,000 degrees and certificates awarded at all levels in the last academic year, and an increase of nearly 6% over the last decade



REP. SUZANNE SCHREIBER
 D-Tulsa



Associate and bachelor's degree holders earn a median income **25% and 75% higher**, respectively, than those with only a high school diploma.



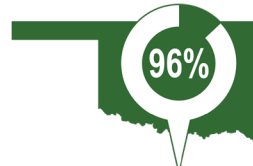
Data from the National Center for Education Statistics show Oklahoma universities have the **8th-lowest cost of attendance in the nation**.

COUNTIES REPRESENTED

- Tulsa



The number of engineering degrees and certificates conferred by state system institutions **increased 43.1%** over the last decade, and STEM degrees **increased 19.2%** at all levels.



Our students learn here, earn here — **96%** of Oklahomans who graduate from a state system college or university remain and work in the state one year after graduation.



Only **28.5%** of Oklahoma citizens hold a bachelor's degree or higher. The national average is nearly 36%, and of our surrounding states — including Arkansas, New Mexico, Missouri, Texas, Kansas and Colorado — only Arkansas has a lower percentage of citizens with a bachelor's degree or higher.



Of Oklahoma's 100 critical occupations, the **top 29** highest-paying jobs require an associate's degree or higher, and all of the **top 10** require a bachelor's degree or higher.

DISTRICT 70

LANGSTON UNIVERSITY • NORTHEASTERN STATE UNIVERSITY • OKLAHOMA STATE UNIVERSITY CENTER FOR HEALTH SCIENCES • OKLAHOMA STATE UNIVERSITY-TULSA • UNIVERSITY OF OKLAHOMA-TULSA • TULSA COMMUNITY COLLEGE

BY THE NUMBERS

Enrollment

- ▶ During the 2022-23 academic year, 34,960 students enrolled at institutions in or adjacent to District 70.

Graduation

- ▶ During the 2022-23 academic year, 4,841 students graduated from institutions in or adjacent to District 70.*

Oklahoma's Promise

- ▶ In District 70, 357 students from the 2023 high school graduating class qualified for the Oklahoma's Promise scholarship.
- ▶ Currently, 1,104 high school students in District 70 are enrolled in Oklahoma's Promise.
- ▶ Since inception in 1992, 5,422 high school students from District 70 have received the Oklahoma's Promise scholarship.
- ▶ During the 2022-23 academic year, over 1,600 students at public higher education institutions in or adjacent to District 70 received approximately \$6.3 million in scholarships from Oklahoma's Promise.

Concurrent Enrollment

- ▶ During the 2022-23 academic year, 3,616 students enrolled in 35,485 credit hours through concurrent courses at institutions in or adjacent to District 70.

**Figure does not include students at Oklahoma State University-Tulsa and University of Oklahoma-Tulsa.*

**Oklahoma State Regents
for Higher Education**
405.225.9424
www.okhighered.org

Chancellor Allison D. Garrett
agarrett@osrhe.edu

Dr. Jarrett Jobe
Vice Chancellor for
Governmental Relations
jjobe@osrhe.edu