

# 2024 HIGHER EDUCATION IMPACT

OKLAHOMA STATE REGENTS FOR HIGHER EDUCATION  
*Improving our future by degrees*



## DISTRICT 8



CONNORS STATE COLLEGE • EASTERN OKLAHOMA STATE COLLEGE • NORTHEASTERN STATE UNIVERSITY • OKLAHOMA STATE UNIVERSITY INSTITUTE OF TECHNOLOGY • SEMINOLE STATE COLLEGE

## HIGHER EDUCATION IN OKLAHOMA

Nearly 196,000 students enrolled annually



Over 37,000 degrees and certificates awarded at all levels in the last academic year, and an increase of nearly 6% over the last decade



SEN. ROGER THOMPSON  
 R-Okemah



Associate and bachelor's degree holders earn a median income **25% and 75% higher**, respectively, than those with only a high school diploma.



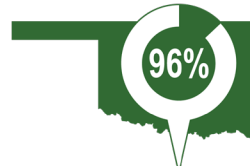
Data from the National Center for Education Statistics show Oklahoma universities have the **8<sup>th</sup>-lowest cost of attendance in the nation**.

### COUNTIES REPRESENTED

- ▶ Creek
- ▶ McIntosh
- ▶ Muskogee
- ▶ Okfuskee
- ▶ Okmulgee



The number of engineering degrees and certificates conferred by state system institutions **increased 43.1%** over the last decade, and STEM degrees **increased 19.2%** at all levels.



Our students learn here, earn here — **96%** of Oklahomans who graduate from a state system college or university remain and work in the state one year after graduation.



Only **28.5%** of Oklahoma citizens hold a bachelor's degree or higher. The national average is nearly 36%, and of our surrounding states — including Arkansas, New Mexico, Missouri, Texas, Kansas and Colorado — only Arkansas has a lower percentage of citizens with a bachelor's degree or higher.



Of Oklahoma's 100 critical occupations, the **top 29** highest-paying jobs require an associate's degree or higher, and all of the **top 10** require a bachelor's degree or higher.



## DISTRICT 8

CONNORS STATE COLLEGE • EASTERN OKLAHOMA STATE COLLEGE • NORTHEASTERN STATE UNIVERSITY • OKLAHOMA STATE UNIVERSITY INSTITUTE OF TECHNOLOGY • SEMINOLE STATE COLLEGE

## BY THE NUMBERS

### Enrollment

- ▶ During the 2022-23 academic year, 16,961 students enrolled at institutions in or adjacent to District 8.

### Graduation

- ▶ During the 2022-23 academic year, 3,522 students graduated from institutions in or adjacent to District 8.

### Oklahoma's Promise

- ▶ In District 8, 373 students from the 2023 high school graduating class qualified for the Oklahoma's Promise scholarship.
- ▶ Currently, 981 high school students in District 8 are enrolled in Oklahoma's Promise.
- ▶ Since inception in 1992, 7,070 high school students from District 8 have received the Oklahoma's Promise scholarship.
- ▶ During the 2022-23 academic year, nearly 1,300 students at public higher education institutions in or adjacent to District 8 received approximately \$5.8 million in scholarships from Oklahoma's Promise.

### Concurrent Enrollment

- ▶ During the 2022-23 academic year, 1,858 students enrolled in 17,813 credit hours through concurrent courses at institutions in or adjacent to District 8.

**Oklahoma State Regents  
for Higher Education**  
405.225.9424  
[www.okhighered.org](http://www.okhighered.org)

**Allison D. Garrett**  
Chancellor  
[agarrett@osrhe.edu](mailto:agarrett@osrhe.edu)

**Dr. Jarrett Jobe**  
Vice Chancellor for  
Governmental Relations  
[jjobe@osrhe.edu](mailto:jjobe@osrhe.edu)